



SITUATION REPORT

Nigeria Centre For Disease Control (NCDC)

www.ncdc.gov.ng

PLOT 800 EBITU UKIWE STREET, JABI ABUJA, NIGERIA. TOLL FREE CALL: 0800-970000-10. E: info@ncdc.gov.ng



B TITLE:	YELLOW FEVER OUTBREAK IN NIGERIA
SERIAL NUMBER:	039
EPI-WEEK:	45
DATE:	5th October – 11th November, 2018

HIGHLIGHTS

- In this reporting week **5th October – 11th November, 2018:**
 - 85 suspected cases were recorded
 - One inconclusive case from Bakassi Local Government Area of Cross River state – recorded from the NCDC Central Public health laboratory Lagos
 - No new confirmed case from Institut Pasteur (IP) Dakar
 - Last confirmed case from IP Dakar was on 18th October, 2018
 - A national yellow fever Incident Management System (IMS) Level 2 Emergency Operation Centre (EOC) is active
 - Phase 2b Yellow fever preventive mass vaccination campaign to commence from 22nd November, 2018
 - A three year (2019-2021) Yellow fever (YF) Preventive Mass Vaccination Campaign (PMVC) proposal plan approved by global alliance for vaccine initiatives) (GAVI)

SUMMARY OF OUTBREAK

- A yellow fever outbreak is currently active in Nigeria
- Confirmed cases have been recorded in 14 States (Kwara, Kogi, Kano, Zamfara, Kebbi, Nasarawa, Niger, Katsina, Edo, Ekiti, Rivers, Anambra, FCT, and Benue States): in 27 Local Government areas (LGAs) [Table 1]
- Since the beginning of the outbreak, 167 samples (presumptive positive -140 and inconclusive -27) in 82 LGAs have been sent to IP Dakar for re-confirmation [Figure 1]
- All Nigerian states have reported suspected cases in 570 (73.6%) LGAs [Figure 4] From the onset of this outbreak in September 12, 2017, a total of 3,456 suspected yellow fever cases have been reported as at week 45 [5th November – 11th November, 2018: (Table 1)]
- Of the 3,456 suspected cases, 3,201 (92.6%), had blood samples collected and sent to the Nigerian testing laboratories.
- Of the 3,201 samples collected, **140 (4.4%) tested positive for yellow fever (presumptive positive cases) and 27 (0.8%) inconclusive results in six Nigerian laboratories** [Table 1]
- **Of the 167 (presumptive positive and inconclusive) samples in Nigeria, 56 (33.7%) samples have been confirmed positive by IP, Dakar. 88 (53%) samples were negative. Awaiting results of 23 (13.7%) samples from IP Dakar** [Table 1]
- Of all suspected, probable and confirmed cases, 55 deaths have been recorded with 13 deaths among confirmed cases only

...PROTECTING THE HEALTH OF NIGERIANS



- The case fatality ratio (CFR) for all cases (suspected, probable and confirmed) is 1.6%, and 23.2% for confirmed cases.[Table 1]
- Predominant age groups affected among the suspected cases is 20 years and below (children and younger adults) accounting for 2,164 (62.7%) [Male 1,326 (38.4%): Female 839 (24.3%)], However, age groups 1 - 5 years have the highest peak
 - Median age is 15 years (range 1 – 92 years)
 - Male to female ratio is 1.4 to 1 [Male 2,003 (58.0%), Female 1,453 (42.0%)]
 - Among the confirmed cases, male to female ratio is 1.9:1 (Male 66.1%, Female 33.9%)
- Yellow fever preventive mass vaccination campaigns (PMVC) have been successfully completed in six states:
 - Nasarawa, Cross River, Akwa Ibom; Kogi, Kwara and Zamfara and in fifty-eight political wards in 25 LGAs in Borno State
 - 2018 phase 2b November PMVC to be implemented from 22nd November – 1st December, 2018 in Sokoto, Kebbi, Niger, FCT, Plateau and Borno [3 LGAs (Askira/Uba, Chibok, Konduga)] States. Target population 9 months to 44 years, (85% of the total population).

EPI- SUMMARY

Table 1: Showing all affected states and cases with Yellow fever as at week 45 (5th November – 11th November), 2018

Description	Abia	Borno	Kogi	Kwara	Plateau	Zamfara	Kebbi	Enugu	Oyo	Anambra	Edo	Lagos	Kano	Nasarawa	Katsina	Niger	Bayelsa	Cross River	Imo	Delta	Jigawa	Akwa Ibom	Ebonyi	Ekiti	FCT	Ogun	Ondo	Osun	Benue	Adamawa	Bauchi	Gombe	Taraba	Yobe	Total			
Total Number of cases in the linelist	124	213	117	122	76	155	598	149	44	221	134	48	128	119	236	31	25	19	30	50	52	86	55	26	59	53	38	34	38	43	40	140	36	31	15	34	37	3456
Attack Rate Per 100,000 population	3.1	3.4	2.5	3.6	1.7	3.3	12.8	3.2	0.5	3.8	3	0.4	0.9	4.5	2.9	0.5	1	0.5	0.6	0.7	1	1.5	0.9	0.4	1	1.8	1.1	0.8	0.7	0.9	0.8	2.3	0.8	0.4	0.5	1	1	1.6
Number of LGAs with suspected cases	18	21	20	12	17	13	22	15	18	18	18	9	28	14	27	9	8	7	12	18	16	23	21	10	20	13	14	4	12	14	19	20	14	11	9	13	13	570
Number of LGAs with Presumptive /inconclusive cases	4	5	9	2	2	4	7	1	1	7	5	2	1	1	3	1	0	0	0	3	1	4	5	1	1	1	3	3	1	2	1	1	0	0	0	0	82	
Number of LGAs with confirmed cases from IP Dakar	0	0	5	2	0	4	5	0	0	1	1	0	1	2	1	1	0	0	0	1	0	0	0	0	0	0	1	1	0	0	0	1	0	0	0	0	27	
Number suspected cases with Blood sample collected in Nigeria	123	211	110	83	74	65	559	149	44	221	134	48	123	79	211	31	25	19	29	50	52	86	55	25	59	53	35	34	38	43	40	140	36	31	15	34	37	3201
Number of Presumptive Positives in Nigeria	2	6	21	12	6	25	25	1	1	5	4	2	1	3	4	2	0	0	0	2	1	1	2	2	0	0	3	6	1	0	1	1	0	0	0	0	140	
Number with inconclusive results in Nigeria	2	1	0	1	0	0	0	0	0	4	3	1	0	0	0	0	0	1	0	2	0	4	4	0	1	1	0	0	0	2	0	0	0	0	0	0	0	27
Total number of samples sent to Dakar	4	7	21	13	6	25	25	1	1	9	7	3	1	3	4	2	0	1	0	4	1	5	6	2	1	1	3	6	1	2	1	1	0	0	0	0	0	167
Number positive cases from IP Dakar	0	0	12	7	0	19	5	0	0	1	1	0	1	2	1	1	0	0	0	1	0	0	0	0	0	0	1	3	0	0	0	1	0	0	0	0	56	
Total number negative in Dakar	1	6	8	6	6	6	15	1	1	8	5	2	0	0	3	1	0	0	2	0	3	5	1	1	1	2	1	1	2	0	0	0	0	0	0	0	88	
Number awaiting result from Dakar	3	1	1	0	0	0	5	0	0	0	1	1	0	1	0	0	1	0	1	1	2	1	1	0	0	0	2	0	0	1	0	0	0	0	0	0	23	
Number of deaths from all cases	0	1	5	16	2	26	0	0	0	0	0	0	0	0	0	0	0	0	0	1	0	0	0	0	0	0	2	0	2	0	0	0	0	0	0	0	55	
Number of deaths among presumptive positives	0	0	4	1	0	9	0	0	0	0	0	0	0	0	0	0	0	0	0	1	0	0	0	0	0	0	2	0	0	0	0	0	0	0	0	0	17	
Number of deaths from IP Dakar confirmed	0	0	3	0	0	7	0	0	0	0	0	0	0	0	0	0	0	0	0	1	0	0	0	0	0	0	2	0	0	0	0	0	0	0	0	0	13	

CFR for all cases = 1.6%, among the Presumptive/inconclusive cases 11.0% and among IP Dakar confirmed cases 23.2%

...PROTECTING THE HEALTH OF NIGERIANS

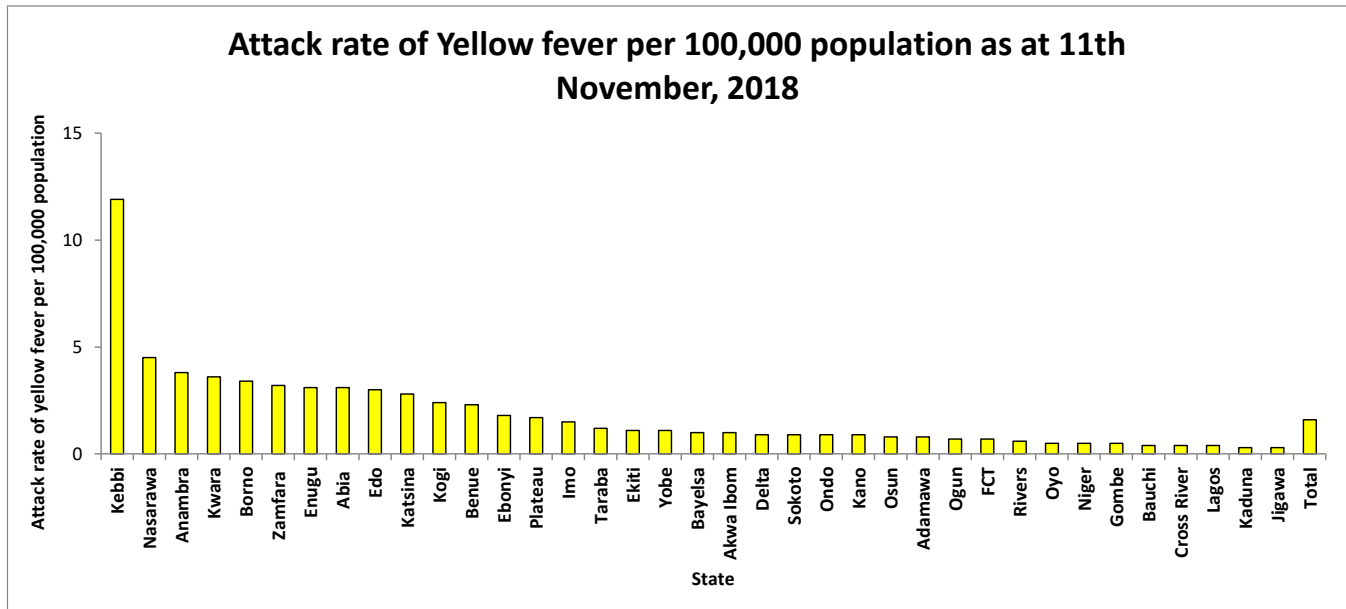


Figure 1: Attack rate of YF in Nigeria by State as at week 45 (5th November – 11th November), 2018

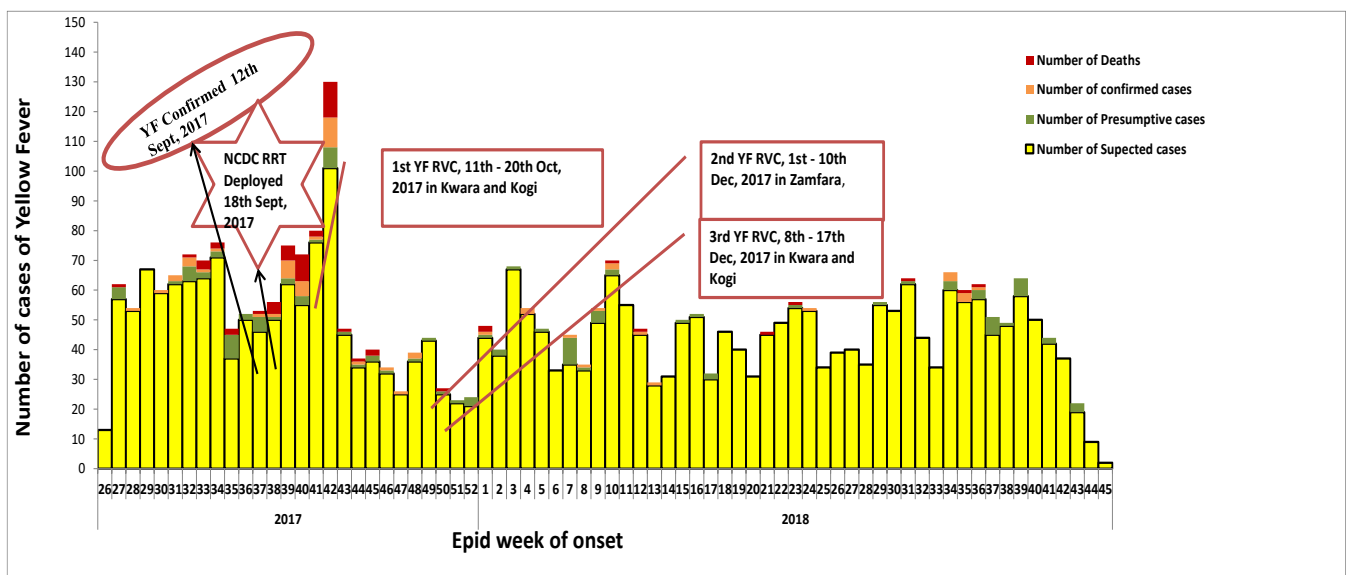


Figure 2: Epidemic curve of suspected / confirmed cases of yellow fever in Nigeria as at week 45 (5th November – 11th November), 2018

...PROTECTING THE HEALTH OF NIGERIANS

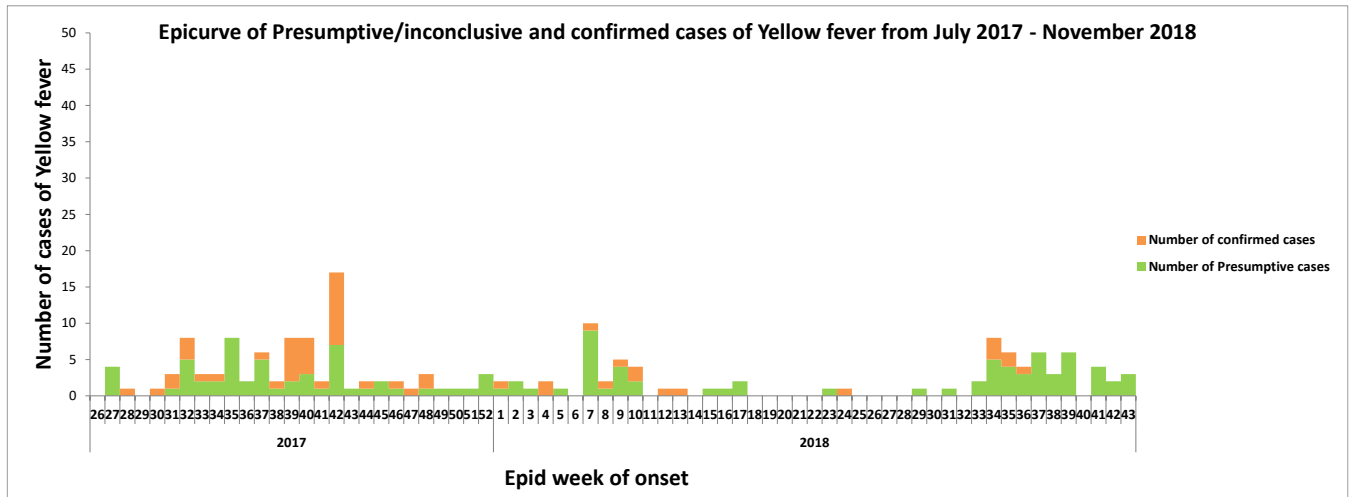


Figure 3: Epidemic curve of presumptive / confirmed cases of yellow fever in Nigeria as at week 45 (5th November – 11th November), 2018

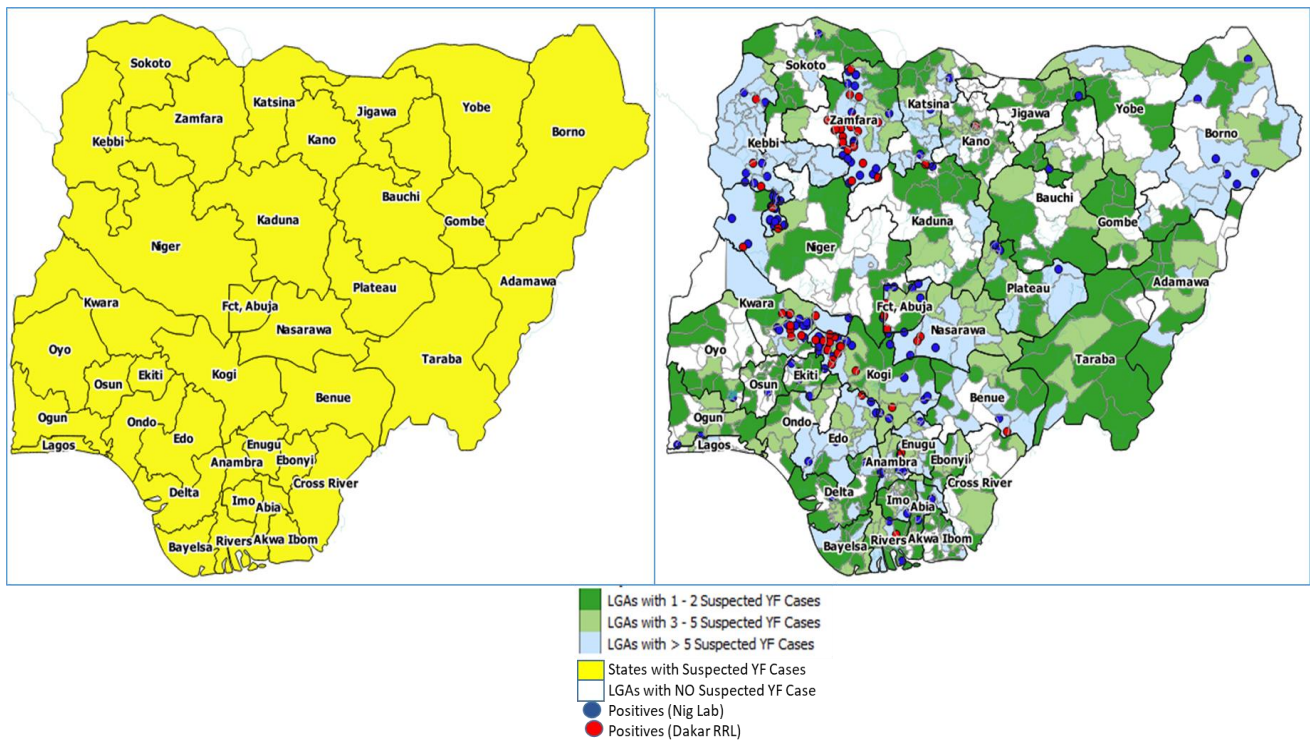


Figure 4: Map of Nigeria showing states with suspected/presumptive/confirmed as at week 45 (5th November – 11th November), 2018

...PROTECTING THE HEALTH OF NIGERIANS