


YELLOW FEVER SITUATION REPORT

Clusters of Outbreaks in Bauchi, Benue, Delta & Enugu States

Serial Number 003: Epi-Week 47 (as at 25th November 2020)



HIGHLIGHTS

- The Nigeria Centre for Disease Control (NCDC) is currently responding to clusters of yellow fever (YF) outbreaks in Delta, Enugu, Bauchi, Benue, and Ebonyi States

From the Clusters of Outbreaks across the 5 States

- In this reporting week:
 - One new confirmed case was reported from Enugu
 - No new LGAs across the affected states reported confirmed cases
 - Three new deaths among confirmed cases were reported [Bauchi (1), Enugu (2)]
- Cumulatively from epi-week 24 – 47:
 - A total of 48 confirmed cases have been reported from 7 LGAs across 5 States [Bauchi-8 (Ganjuwa 8), Benue-3 (Ogbadibo 3), Delta-10 (Ika North East 10), Enugu-26 (Igboeze North 17, Isi-Uzo 5, Nsukka 4), Ebonyi 1 (Ohaukwu 1)]
 - A total of 7 deaths were recorded among the confirmed cases with a CFR of 14.6%
- The NCDC and NPHCDA are coordinating response activities through the national YF EOC, in collaboration with states and partners
- Reactive mass vaccination campaigns have been concluded in Bauchi, Delta, and Enugu States
- Preventive mass vaccination campaigns (PMVC) have commenced in all LGAs in Benue State except Ado, Vandeikya and Oju LGAs that have been previously vaccinated

Cumulatively, across Nigeria, in 2020 from Epi-Week 01 – 47

- A total of 1,558 suspected cases and 54 confirmed cases have been reported from 481 (62%) LGAs across all states and FCT
- Laboratory results in-country: 48 confirmed (PCR); 30 presumptive positive; 11 inconclusive; 1,481 negative; 31 pending testing
- Laboratory results from IP Dakar: Of the 41 samples sent, 8 (19.5%) were confirmed, 2 (4.9%) Negative and 31 (75.6%) pending
- The 56 confirmed cases were reported from 14 LGAs across eight states
 - Bauchi (8); Benue (3); Delta (10); Ebonyi (1); Edo (5); Ekiti (1); Enugu (27); Oyo (1)

BAUCHI UPDATES

Epi Wk 24-47 (New cases)

of Suspected Cases

153 (64)

of Confirmed Cases

8 (0)

of Deaths

10 (1)

BENUE UPDATES

Epi Wk 24-47 (New)

of Suspected Cases

28 (0)

of Confirmed Cases

3 (0)

of Deaths

DELTA UPDATES

Epi Wk 24-47 (New)

of Suspected Cases

179 (17)

of Confirmed Cases

10 (0)

EBONYI UPDATES

Epi Wk 24-47 (New)

of Suspected Cases

1(0)

of Confirmed Cases

1 (0)

of Deaths

0 (0)

ENUGU UPDATES

Epi Wk 24-47 (New)

of Suspected Cases

169 (28)

of Confirmed Cases

26 (1)

of Deaths

78 (2)



Table 1: Summary of cases in clusters of yellow fever outbreaks in Bauchi, Benue, Delta, Ebonyi and Enugu States, epi-week 24 – 47, 2020

States	# Suspected cases	# Suspected cases with blood sample collected (%)	Lab Result			Deaths	
			Presumptive positive cases (IgM)	Confirmed cases (PCR NG)	Confirmed cases (IP Dakar)	# Deaths among confirmed (CFR)	# Deaths among all cases (CFR)
BAUCHI	153	135 (88%)	26	8	0	1	10 (0.07%)
Bauchi	1	1 (100%)	0	0	0	0	0
Ganjuwa	142	124 (87%)	26	8	0	1 (13%)	10 (7%)
Jama'are	6	6 (100%)	0	0	0	0	0
Ningi	2	2 (100%)	0	0	0	0	0
Tafawa-Balewa	1	1 (100%)	0	0	0	0	0
Warji	1	1 (100%)	0	0	0	0	0
BENUE	28	3 (11%)	0	3	0	0	22 (79%)
Ogbadibo	28	3 (11%)	0	3	0	0	22 (79%)
DELTA	179	96 (54%)	3	10	0	4 (40%)	67 (41%)
Aniocha North	2	2 (100%)	0	0	0	0	1 (50%)
Ika North East	164	86 (52%)	3	10	0	4 (40%)	66 (43%)
Ika South	7	5 (71%)	0	0	0	0	2 (29%)
Ughelli North	2	2 (100%)	0	0	0	0	0
Warri North	1	1 (100%)	0	0	0	0	0
EBONYI	1	1 (100%)	0	1	0	0	0
Ohaukwu	1	1 (100%)	0	1	0	0	0
ENUGU	169	62 (37%)	2	26	0	2 (8%)	80 (47%)
Awgu	1	1 (100%)	0	0	0	0	0
Igbo Eiti	10	4 (40%)	0	0	0	0	4 (40%)
Igbo-Eze North	118	21 (18%)	2	17	0	2 (12%)	75 (64%)
Isi-Uzo	26	22 (85%)	0	5	0	0	1 (4%)
Nsukka	11	11 (100%)	0	4	0	0	0
Uzo-Uwani	1	1 (100%)	0	0	0	0	0
Udenu	2	2 (100%)	0	0	0	0	0
TOTAL	530	297 (56%)	31	48	0	7 (15%)	172 (41%)

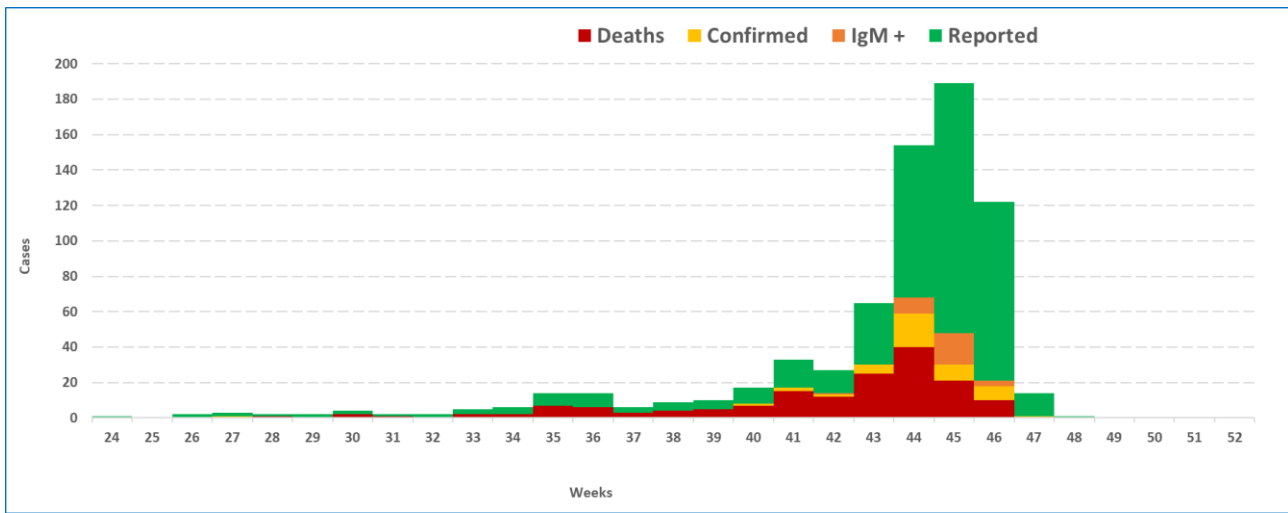


Figure 1: Epicurve of YF cases in Bauchi, Benue, Delta and Enugu States, epi-week 24 – 47, 2020

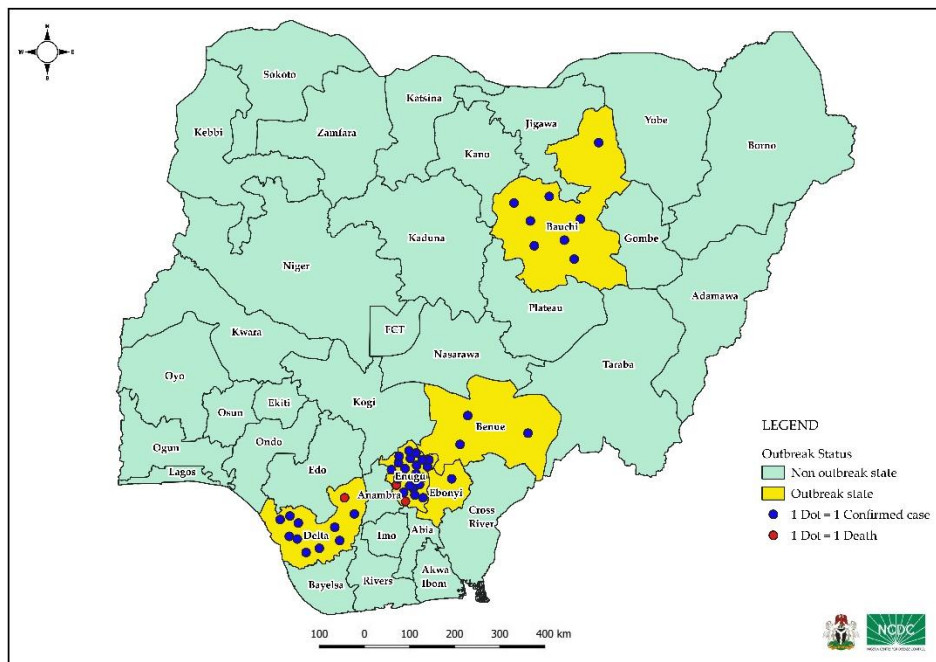


Figure 2: Map of Nigeria showing states and LGAs with yellow fever outbreak, epi-week 24 – 47, 2020

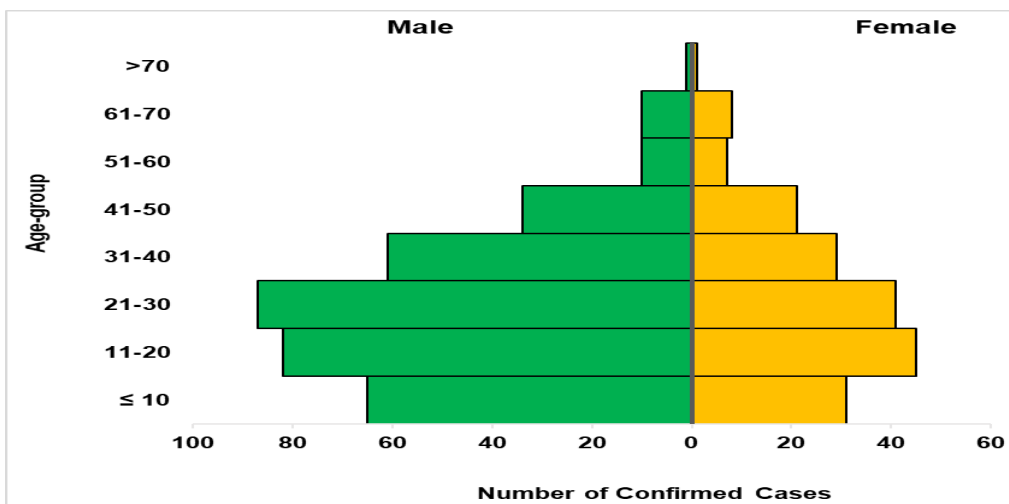


Figure 3: Age and sex distribution of yellow fever cases in Bauchi, Delta and Enugu state, epi-week 24 – 47, 2020

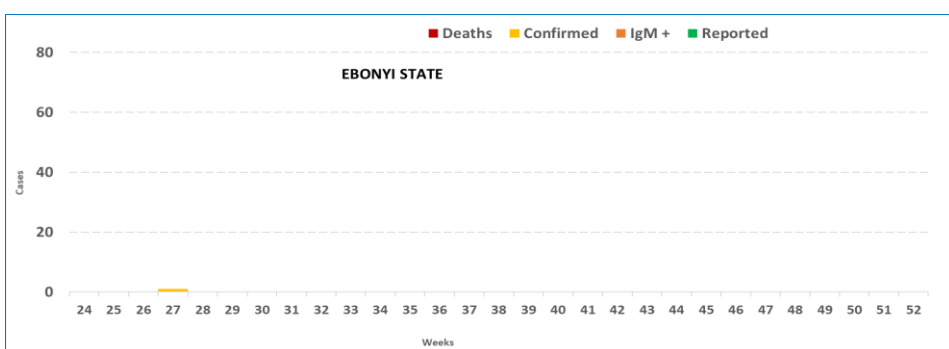
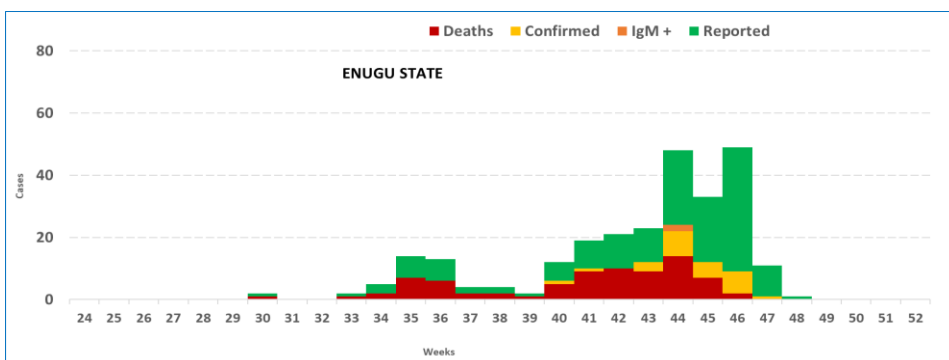
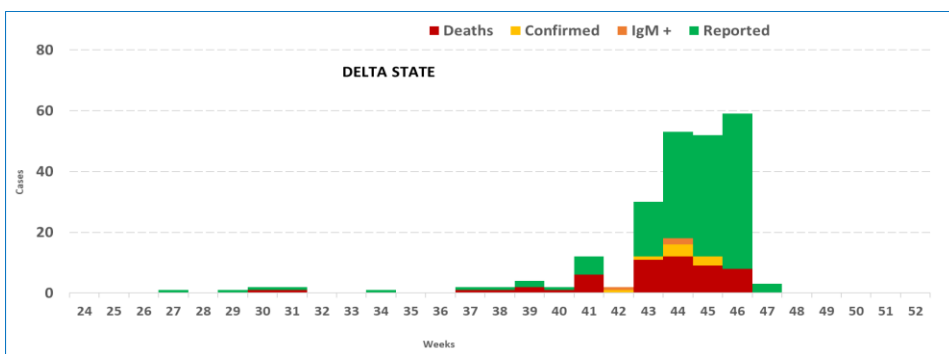
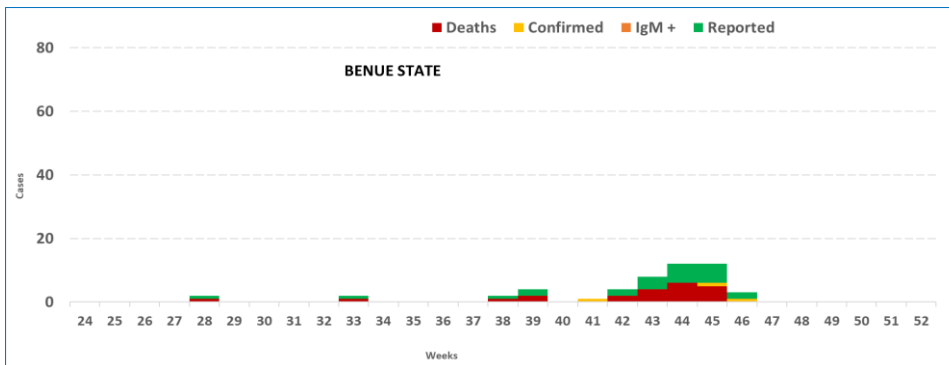
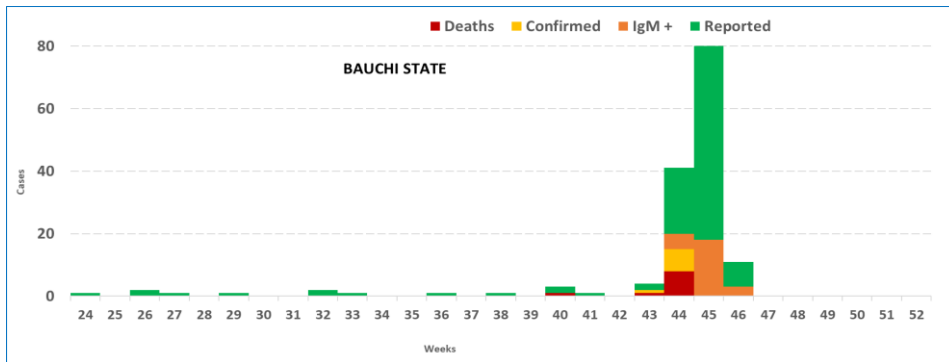
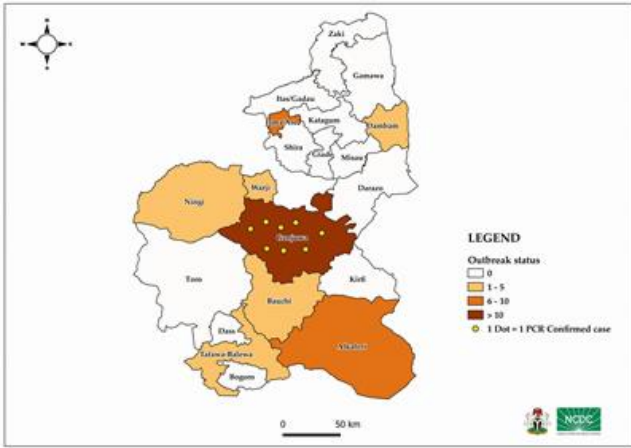
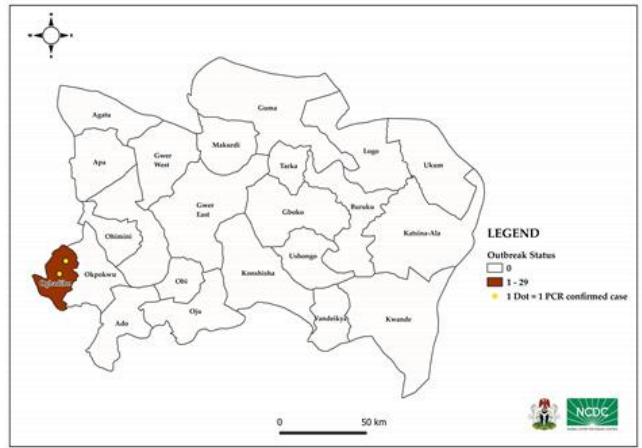


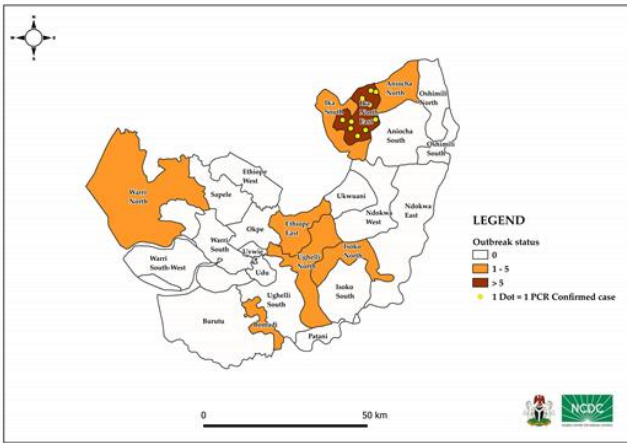
Figure 5: Epicurve of YF cases in Bauchi, Benue, Delta and Enugu States, epi-week 24 – 47, 2020



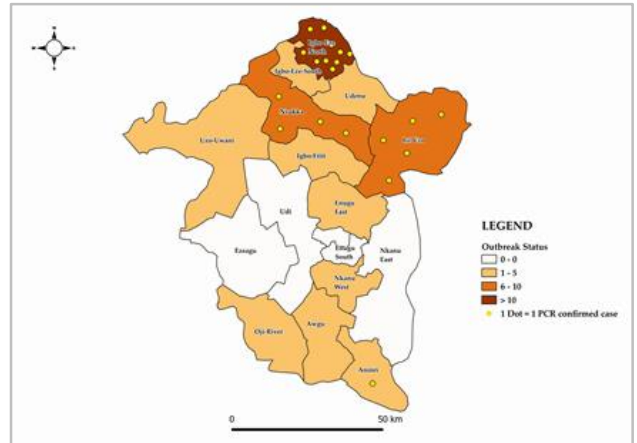
Bauchi State



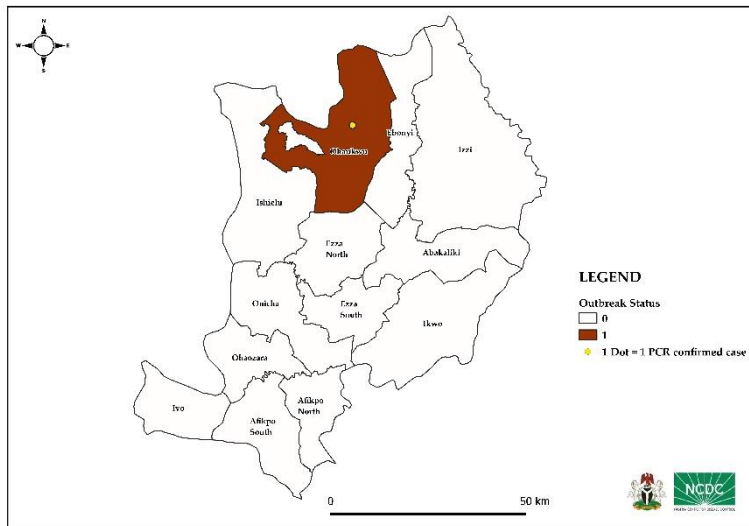
Benue State



Delta State



Enugu State



Ebonyi State

Figure 6: Map of the affected states showing yellow fever cases, epi-week 24 – 47, 2020