



COVID-19 SITUATION REPORT

WEEKLY EPIDEMIOLOGICAL REPORT 6

Epi Week 47: 16th – 22nd November 2020

DATA AS REPORTED AND ACCURATE BY NCDC AS AT MIDNIGHT 22ND NOVEMBER 2020

STATE OF THE NATION

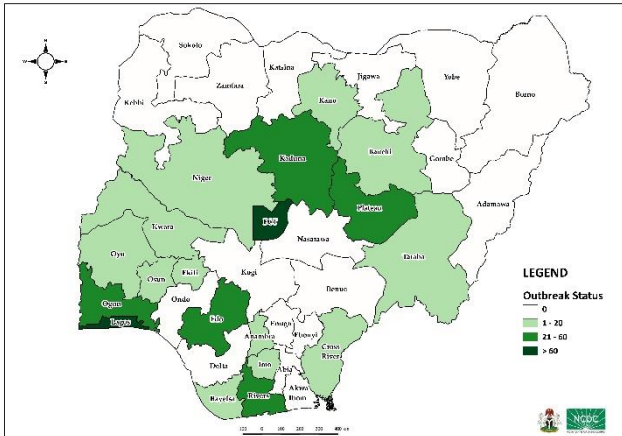


Fig 1. Distribution of cases (Epi Week 47 only)

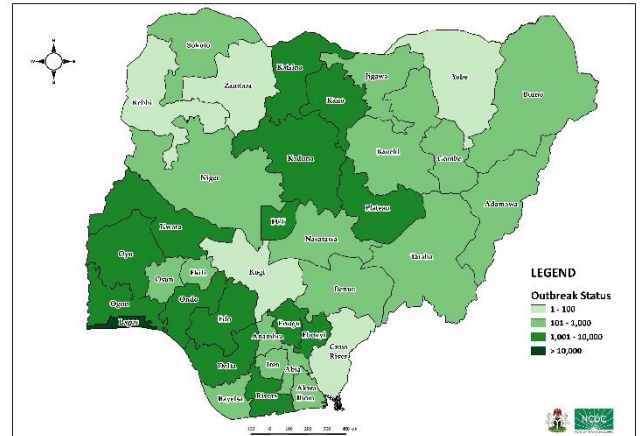


Fig 2. Distribution of cumulative cases

HIGHLIGHTS

- In Week 47, the number of new confirmed cases increased to **1,235** from **1,126** in week 46. These were reported in **22** states (Tables 1 & 2).
- In Week 47, the number of discharged cases decreased to **1,003** from **1,163** in week 46. These were reported in **16** states (Tables 1 & 3).
- Cumulatively, since the outbreak began in Week **9**, there have been **1,167** deaths reported with a case fatality rate (CFR) of **1.8%** (Tables 1 & 4).
- The number of reported deaths in the last one week in states, including FCT is **5** (Tables 1 & 4).
- In Week 47, the number of in-bound international travellers at Nigerian airport was **10,923** compared with **10,303** in Week 46.
- In Week 47, the number of international travellers with a positive result after the 7th day of arrival decreased to **57** from **117** in week 46.
- In Africa, the count for confirmed COVID-19 cases is **2,057,229** with **49,416 deaths** resulting in a case fatality rate of **2.4%**
- Globally, the count for confirmed COVID-19 cases is **57,882,183** with **1,377,395 deaths** resulting in a case fatality rate of **2.4%**

GENERAL FACT SHEET – DATA AS AT 22nd NOVEMBER 2020

Table 1: States with reported laboratory-confirmed COVID-19 cases, recoveries, deaths, samples tested and active cases

STATES	CONFIRMED		RECOVERIES		DEATHS		TESTING		ACTIVE CASES
	Total	Last Week	Total	Last Week	Total	Last Week	Total	Last Week	
Abia	926	0	908	0	9	0	9,687	138	9
Adamawa	261	0	238	0	19	0	2,853	6	4
Akwa Ibom	319	0	289	0	9	0	3,734	97	21
Anambra	285	0	265	0	19	0	2,784	59	1
Bauchi	753	9	720	12	14	0	9,827	321	19
Bayelsa	445	22	382	0	21	0	4,118	1,343	42
Benue	493	0	460	0	11	0	4,691	341	22
Borno	745	0	705	0	36	0	13,874	264	4
Cross River	90	1	78	0	9	0	1,855	38	3
Delta	1,823	0	1,737	0	49	0	13,476	53	37
Ebonyi	1,055	0	1,019	0	30	0	6,338	93	6
Edo	2,694	9	2,564	5	111	0	19,562	287	19
Ekiti	353	10	333	7	6	0	7,264	133	14
Enugu	1,332	0	1,290	0	21	0	9,083	188	21
FCT	6,498	126	5,949	79	82	0	88,546	2,779	467
Gombe	938	0	857	0	25	0	25,101	32	56
Imo	662	14	613	0	12	0	10,046	614	37
Jigawa	328	3	308	0	11	0	3,016	14	9
Kaduna	2,895	131	2,704	58	47	2	30,350	1,352	144
Kano	1,773	9	1,690	0	54	0	57,380	1,125	29
Katsina	1,007	42	948	19	24	0	24,402	86	35
Kebbi	93	0	84	0	8	0	1,056	28	1
Kogi	5	0	3	0	2	0	352	12	0
Kwara	1,091	7	1,032	4	28	1	7,413	241	31
Lagos	22,962	558	21,582	563	220	0	188,854	8,689	1,160
Nasarawa	485	0	325	0	13	0	7,248	85	147
Niger	295	9	271	7	12	0	5,895	46	12
Ogun	2,153	52	2,015	35	31	0	28,295	4,873	107

STATES	CONFIRMED		RECOVERIES		DEATHS		TESTING		ACTIVE CASES
	Total	Last Week	Total	Last Week	Total	Last Week	Total	Last Week	
Ondo	1,727	7	1,585	0	40	1	9,800	17	102
Osun	945	5	912	8	21	1	5,816	36	12
Oyo	3,703	86	3,337	127	45	0	27,049	794	321
Plateau	3,800	81	3,656	30	33	0	38,153	937	111
Rivers	2,956	42	2,786	36	59	0	63,855	4,518	111
Sokoto	165	0	148	0	17	0	7,995	58	0
Taraba	157	2	139	10	6	0	2,807	82	12
Yobe	92	10	71	3	8	0	2,031	60	13
Zamfara	79	0	73	0	5	0	1,138	6	1
Total	66,383	1,235	62,076	1,003	1,167	5	745,744	29,845	2,912

RETURNING PASSENGERS TESTS

Over the last week, the following laboratories carried out COVID-19 tests for returning passengers:

54Gene (Lagos):	7
54Gene (FCT):	184
MEDICAID (FCT):	71
CEDARCREST (FCT):	35
DNA Labs (FCT):	115
EVERIGHT DIAGNOSTICS (Imo)	107
EVERIGHT DIAGNOSTICS (FCT)	1
AML IKEJA (Lagos)	99
MEDBURY (Lagos)	168
SYNLAB (Lagos)	134
O2 (Lagos)	89
TOTAL (Lagos)	13
VCARE (Lagos)	47
ZAIN LAB (Lagos)	50
CLINA LANCET (Lagos)	610
CLINIX HEALTHCARE (Lagos)	64
TOTAL TESTS:	1,794

BACKLOG OF REPORTED TESTS

SAHEL LAB (katsina)	8
GH Minna (Niger)	40
TOTAL TESTS:	48

Laboratories without reports on number of samples tested this week

IOM (FCT); FMC Yola (Adamawa State); FMC Owo (Ondo State); GH Takum (Taraba State); UNIOSUN (Osun State), NVRI (Plateau State), COOUTH (Anambra State), SSH (Yobe State), LAWRENCE HENSHAW (Cross River State), SSH (Kogi State), CPHL (Lagos State), MOGID (Bauchi State).

DAILY CONFIRMED CASES – DATA AS AT 22ND NOVEMBER 2020

Table 2: States with reported laboratory-confirmed COVID-19 cases daily over the last week

CONFIRMED CASES	WEEK 47	16 th November	17 th November	18 th November	19 th November	20 th November	21 st November	22 nd November
	TOTAL	Monday	Tuesday	Wednesday	Thursday	Friday	Saturday	Sunday
Abia	0	0	0	0	0	0	0	0
Adamawa	0	0	0	0	0	0	0	0
Akwa Ibom	0	0	0	0	0	0	0	0
Anambra	0	0	0	0	0	0	0	0
Bauchi	12	0	12	0	0	0	0	0
Bayelsa	0	0	0	0	0	0	0	0
Benue	0	0	0	0	0	0	0	0
Borno	0	0	0	0	0	0	0	0
Cross River	0	0	0	0	0	0	0	0
Delta	0	0	0	0	0	0	0	0
Ebonyi	0	0	0	0	0	0	0	0
Edo	5	0	0	0	0	0	0	5
Ekiti	7	0	1	2	0	4	0	0
Enugu	0	0	0	0	0	0	0	0
FCT	79	0	64	5	2	0	0	8

CONFIRMED CASES	WEEK 47	16 th November	17 th November	18 th November	19 th November	20 th November	21 st November	22 nd November
	TOTAL	Monday	Tuesday	Wednesday	Thursday	Friday	Saturday	Sunday
Gombe	0	0	0	0	0	0	0	0
Imo	0	0	0	0	0	0	0	0
Jigawa	0	0	0	0	0	0	0	0
Kaduna	58	15	0	6	15	5	9	8
Kano	0	0	0	0	0	0	0	0
Katsina	19	0	0	4	0	0	0	15
Kebbi	0	0	0	0	0	0	0	0
Kogi	0	0	0	0	0	0	0	0
Kwara	4	0	0	0	0	0	0	4
Lagos	563	49	51	60	85	87	85	146
Nasarawa	0	0	0	0	0	0	0	0
Niger	7	0	0	0	0	0	7	0
Ogun	35	9	5	3	1	12	0	5
Ondo	0	0	0	0	0	0	0	0
Osun	8	0	2	0	4	2	0	0
Oyo	127	0	32	18	0	77	0	0
Plateau	30	8	5	5	0	12	0	0
Rivers	36	8	0	7	9	10	1	1
Sokoto	0	0	0	0	0	0	0	0
Taraba	10	0	0	10	0	0	0	0
Yobe	3	0	3	0	0	0	0	0
Zamfara	0	0	0	0	0	0	0	0
Total	1,003	89	175	120	116	209	102	192

DAILY RECOVERIES – DATA AS AT 22ND NOVEMBER 2020

Table 3: States with reported case management confirmed COVID-19 recoveries daily over the last week

CONFIRMED RECOVERIES	WEEK 47	16 th November	17 th November	18 th November	19 th November	20 th November	21 st November	22 nd November
	TOTAL	Monday	Tuesday	Wednesday	Thursday	Friday	Saturday	Sunday
Abia	0	0	0	0	0	0	0	0
Adamawa	0	0	0	0	0	0	0	0
Akwa Ibom	0	0	0	0	0	0	0	0
Anambra	9	0	0	0	0	0	9	0
Bauchi	9	0	0	0	9	0	0	0
Bayelsa	1	0	0	1	0	0	0	0
Benue	0	0	0	0	0	0	0	0
Borno	0	0	0	0	0	0	0	0
Cross River	4	0	0	4	0	0	0	0
Delta	0	0	0	0	0	0	0	0
Ebonyi	0	0	0	0	0	0	0	0
Edo	23	0	9	9	0	0	5	0
Ekiti	6	0	6	0	0	0	0	0
Enugu	0	0	0	0	0	0	0	0
FCT	472	49	11	381	3	1	20	7
Gombe	0	0	0	0	0	0	0	0
Imo	9	0	0	0	9	0	0	0
Jigawa	0	0	0	0	0	0	0	0
Kaduna	43	9	0	4	0	13	12	5
Kano	3	1	0	0	0	0	0	2
Katsina	0	0	0	0	0	0	0	0
Kebbi	0	0	0	0	0	0	0	0
Kogi	0	0	0	0	0	0	0	0
Kwara	9	9	0	0	0	0	0	0
Lagos	434	80	222	0	0	106	0	26
Nasarawa	0	0	0	0	0	0	0	0
Niger	5	0	0	0	0	0	5	0
Ogun	43	0	3	0	2	0	38	0
Ondo	0	0	0	0	0	0	0	0
Osun	7	3	0	1	0	1	0	2

CONFIRMED RECOVERIES	WEEK 47	16 th November	17 th November	18 th November	19 th November	20 th November	21 st November	22 nd November
	TOTAL	Monday	Tuesday	Wednesday	Thursday	Friday	Saturday	Sunday
Oyo	5	1	0	2	0	0	2	0
Plateau	26	2	8	0	4	12	0	0
Rivers	41	5	5	2	12	13	2	2
Sokoto	0	0	0	0	0	0	0	0
Taraba	14	0	0	0	14	0	0	0
Yobe	0	0	0	0	0	0	0	0
Zamfara	0	0	0	0	0	0	0	0
Total	1,163	159	264	404	53	146	93	44

DAILY FATALITIES – DATA AS AT 22ND NOVEMBER 2020

Table 4: States with reported COVID-19 fatalities daily over the last week

CONFIRMED FATALITIES	WEEK 47	16 th November	17 th November	18 th November	19 th November	20 th November	21 st November	22 nd November
	TOTAL	Monday	Tuesday	Wednesday	Thursday	Friday	Saturday	Sunday
Abia	0	0	0	0	0	0	0	0
Adamawa	0	0	0	0	0	0	0	0
Akwa Ibom	0	0	0	0	0	0	0	0
Anambra	0	0	0	0	0	0	0	0
Bauchi	0	0	0	0	0	0	0	0
Bayelsa	0	0	0	0	0	0	0	0
Benue	0	0	0	0	0	0	0	0
Borno	0	0	0	0	0	0	0	0
Cross River	0	0	0	0	0	0	0	0
Delta	0	0	0	0	0	0	0	0
Ebonyi	0	0	0	0	0	0	0	0
Edo	0	0	0	0	0	0	0	0
Ekiti	0	0	0	0	0	0	0	0
Enugu	0	0	0	0	0	0	0	0
FCT	0	0	0	0	0	0	0	0
Gombe	0	0	0	0	0	0	0	0
Imo	0	0	0	0	0	0	0	0
Jigawa	0	0	0	0	0	0	0	0
Kaduna	2	0	0	1	1	0	0	0
Kano	0	0	0	0	0	0	0	0
Katsina	0	0	0	0	0	0	0	0
Kebbi	0	0	0	0	0	0	0	0
Kogi	0	0	0	0	0	0	0	0
Kwara	1	0	0	0	0	0	0	1
Lagos	0	0	0	0	0	0	0	0
Nasarawa	0	0	0	0	0	0	0	0
Niger	0	0	0	0	0	0	0	0
Ogun	0	0	0	0	0	0	0	0
Ondo	1	0	0	0	1	0	0	0

CONFIRMED FATALITIES	WEEK 47	16 th November	17 th November	18 th November	19 th November	20 th November	21 st November	22 nd November
	TOTAL	Monday	Tuesday	Wednesday	Thursday	Friday	Saturday	Sunday
Osun	1	0	0	0	0	0	1	0
Oyo	0	0	0	0	0	0	0	0
Plateau	0	0	0	0	0	0	0	0
Rivers	0	0	0	0	0	0	0	0
Sokoto	0	0	0	0	0	0	0	0
Taraba	0	0	0	0	0	0	0	0
Yobe	0	0	0	0	0	0	0	0
Zamfara	0	0	0	0	0	0	0	0
Total	5	0	0	1	2	0	1	1

DAILY EPICURVE

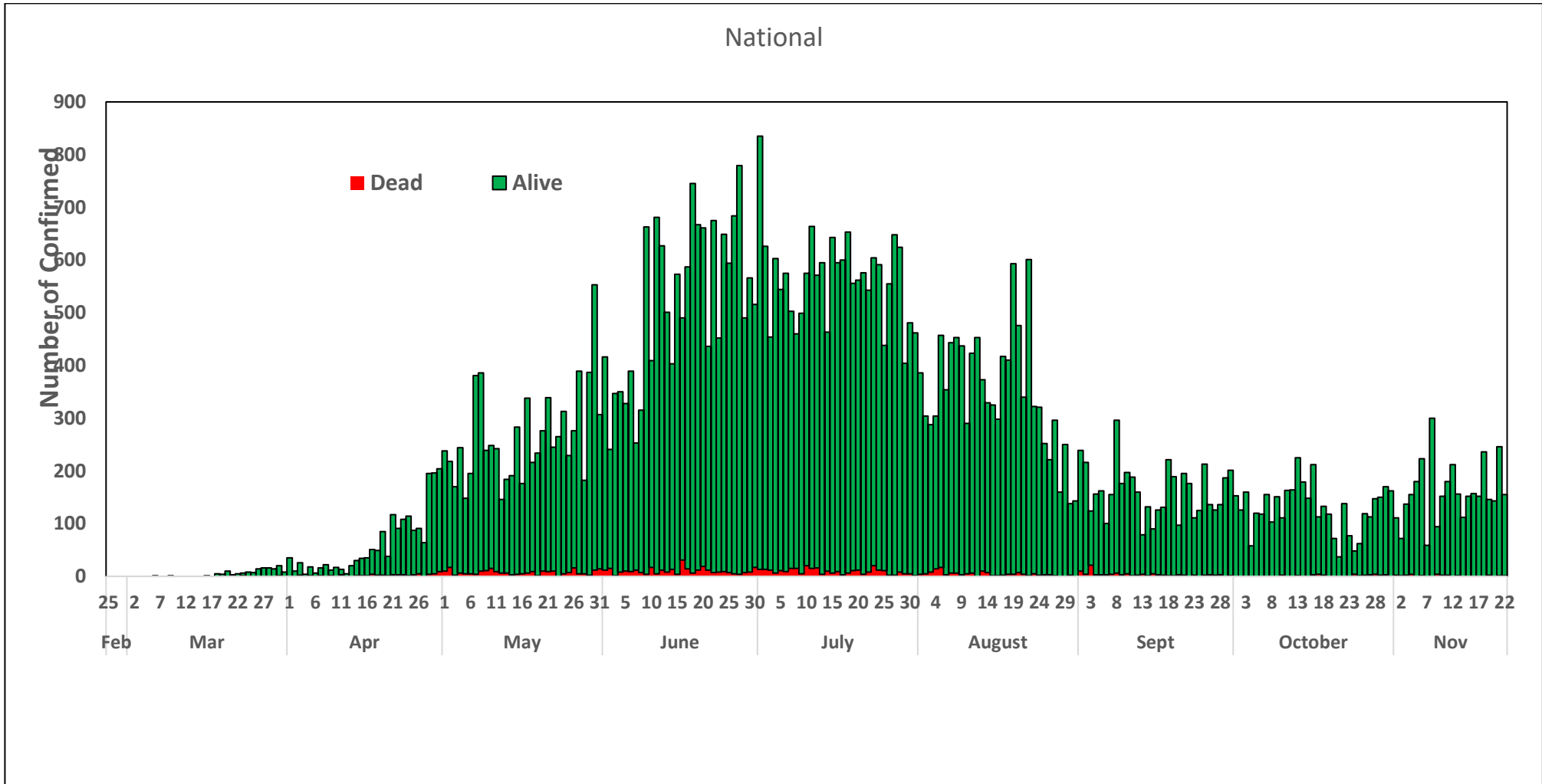


Figure 3: Daily epidemic curve of confirmed cases as reported per day

AGE-GENDER BREAKDOWN

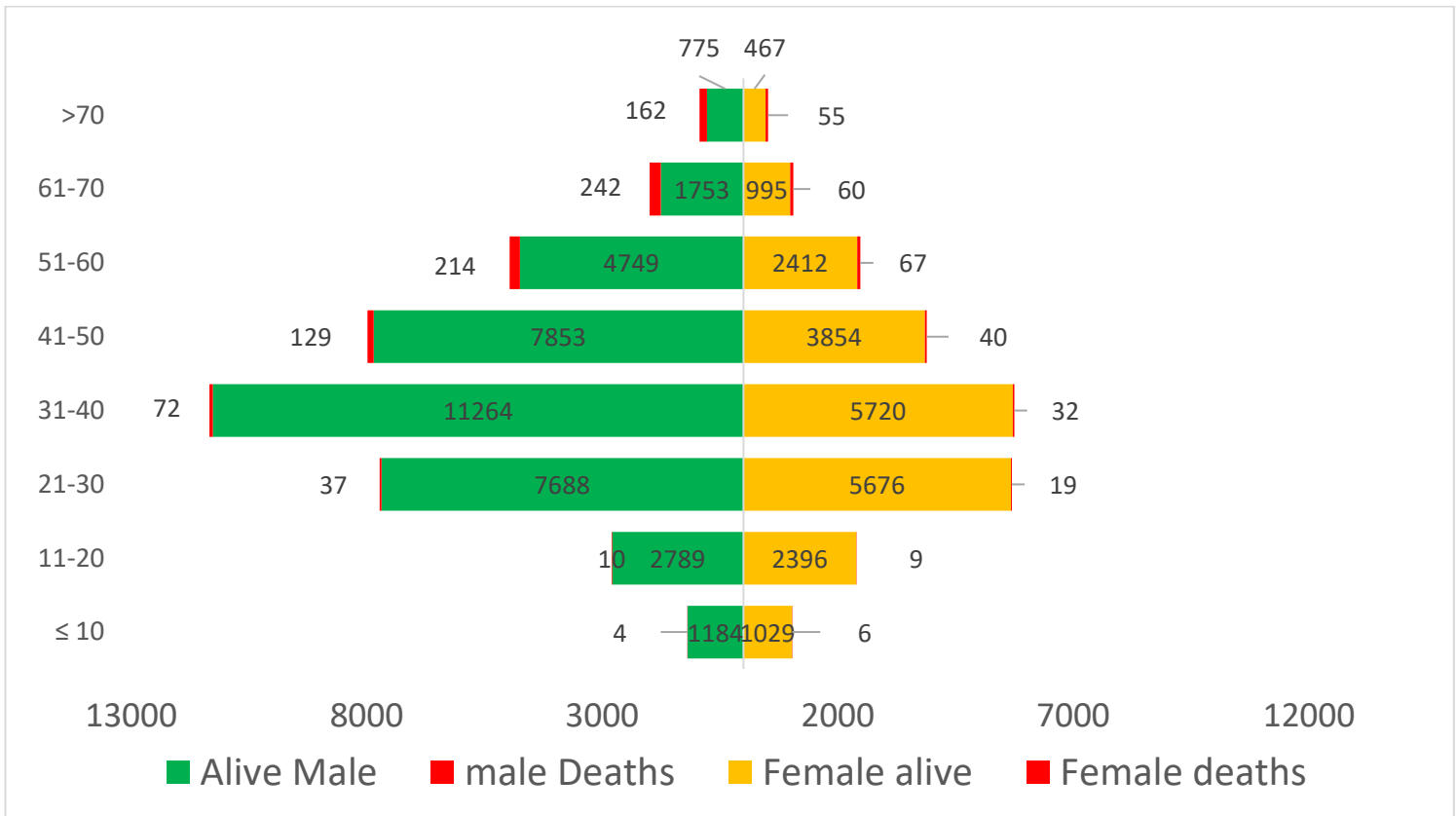


Figure 4: Chart with age and gender breakdown of cases and deaths (Wks 9 – 47)

IN FOCUS: NIGERIA'S SEROPREVALENCE SURVEY

As part of COVID-19 public health research activities, NCDC in collaboration with the Nigeria Institute for Medical Research (NIMR), US Centers for Disease Control, University of Maryland Baltimore and University College London are conducting seroprevalence surveys in Enugu, Gombe, Lagos and Nasarawa states. This is the first cohort of nationwide COVID-19 seroprevalence surveys in Nigeria.

This process entails collecting and testing blood samples in randomly selected and consenting households for the presence of SARS-CoV-2 antibodies. This will help show if the residents have been infected with the virus without their knowledge or testing. Results from the survey will help the Government of Nigeria better understand the burden of COVID-19 infection in Nigeria, as well as help to confirm data on transmission patterns, most affected age groups. This will also inform response activities.

Currently, we have reached over 10,200 individuals in more than 2,000 households. There are ongoing plans to expand the survey to more states including Delta and Sokoto in the short-term, to ensure that analysis reflects results from all geopolitical zones in the country. Preliminary results are expected by December and will provide additional scientific data, for Nigeria's COVID-19 response.

RESPONSE

On 28th February 2020, a multi-sectoral Emergency Operations Centre (EOC) was activated at Level 3 – the highest emergency level in Nigeria –led by NCDC in close coordination with the State Public Health EOCs (PHEOC) and through the deployment of **43** RRTs to states.

- **Commenced the deployment of 39 additional community volunteers in each state to strengthen ongoing response to COVID-19**
- **Ongoing testing of corps members and officials using antigen rapid diagnostic testing kits (RDT), as part of entry screening in NYSC orientation camps nationwide**
- **Ongoing onsite support for screening, triaging and sample collection of NYSC corp members and officials**
- **Deployed response materials and commodities to Delta, Niger, Kogi and Enugu States**
- **Ongoing monthly distribution of response materials and commodities to states**
- **Conducted media appearance on Human Right Radio, WAZOBIA, Kano Radio and FM Enugu**
- **Disseminated bi-weekly key messages for risk communications to states, stakeholders, and partners**
- Completed mapping of state focal persons to coordinate the response at sub-national level
- Organised preparedness meetings with state health promotion officers
- Organised webinar for corps members on familiarisation with camp safety protocols

PREPAREDNESS

Since the confirmation of the first case on 27th February 2020, the NCDC has released advisories and statements to help Nigerians and affected groups in particular to respond to the pandemic

- NCDC published guidelines on 2020 National Youth Service Corps (NYSC) Orientation Camp activities in conjunction with PTF and NYSC: [Guidelines on 2020 National Youth Service Corps \(NYSC\) Orientation Camp activities](#)
- NCDC published guidance on the use of antigen RDTs: [Guidance on the use of Antigen Rapid Diagnostic Kits for diagnosis of SARS-CoV-2 infection in Nigeria](#)
- NCDC published guidance on safe school re-opening: [Public Health guidance for Safe School re-opening in Nigeria](#)
- NCDC published second interim guidance – Infection Prevention and Control: [Recommendations during health care provision for suspected and confirmed cases of COVID-19](#)
- NCDC recently published the first edition of a quick reference guide on setting up sample collection centre - [A step by step guide on setting up a sample collection centre](#)
- NCDC has launched an online course on [Infection, Prevention and Control \(IPC\) for COVID-19](#) NCDC eLearning platform
- Ahead of forthcoming elections in the country, NCDC has issued [Guidelines for Conducting Elections During the COVID-19 Outbreak in Nigeria](#).
- To protect our elders, and those with pre-existing medical conditions, NCDC has issued an [Advisory for Vulnerable Groups](#).
- NCDC has released [guidelines on the re-opening of places for worship](#).
- NCDC has released [Strategies to Improve Surveillance for COVID-19 Guidance for States](#)
- The Nigeria Police Force has released COVID-19 operational guidelines for the [Police and other Law Enforcement Agencies in Nigeria](#)
- Guidelines have been issued for the [safe transportation of remains of persons suspected or confirmed to have died of COVID-19](#)
- Information on diagnostics of the COVID-19 virus can be found in our [detailed FAQ document](#).
- To increase our testing capacity, NCDC has issued guidelines for the [integration of private labs](#).
- Guidelines for [businesses and employers](#) have been updated.
- NCDC has updated its [case definition](#) , [community case definition](#) and [case management guide](#).
- NCDC releases periodic [public health advisories](#) to Nigerians on the COVID-19 disease.
- To adhere to post-lockdown measures, NCDC has released an [advisory on the use of face masks](#), as well as information on the [Use of Cloth face masks](#) and [how to make your cloth face masks](#).
- NCDC has released guidelines for the [management of pregnant women and nursing mothers](#) during the pandemic.
- To address burials of loved ones who die from COVID-19, guidelines have been issued to advise on the [management of dead bodies](#).
- For health centres managing cases, the following documents have been released- a guideline for the [Rational Use of Personal Protective Equipment in the care of COVID-19 cases](#).
- As part of plans to increase the testing capacity of the country, the NCDC published a [National Strategy to Scale Up Access to Coronavirus Disease Testing in Nigeria](#) document.
- The Presidential Task Force has published policies and announcements on COVID-19 [available on the website of the Presidency](#) – including presidential addresses, task force updates and information on livelihood and economic support.

INFORMATION RESOURCES

- Nigeria Centre for Disease Control: www.covid19.ncdc.gov.ng | www.ncdc.gov.ng
- Nigerian Presidency Website on COVID-19: www.statehouse.gov.ng/COVID19
- Africa CDC: www.africa.cdc.org | <https://africacdc.org/covid-19/> (**source for Africa updates**)
- WHO Coronavirus Disease (COVID-19) Dashboard (**source for global updates**)
<https://covid19.who.int/>