

# COVID-19 SITUATION REPORT

## SITUATION REPORT 123

Tuesday, 30<sup>th</sup> June 2020



NIGERIA CENTRE FOR DISEASE CONTROL

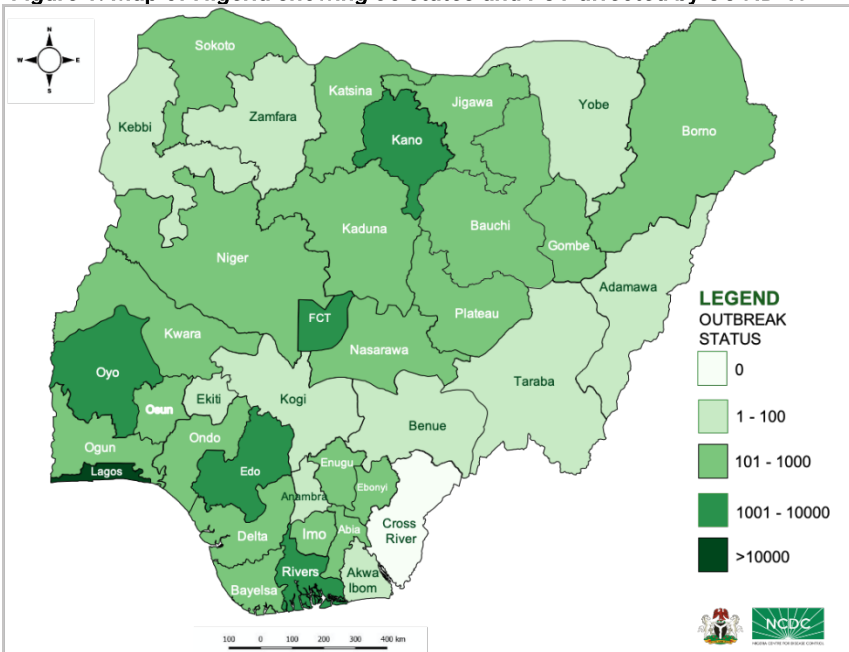
DATA AS REPORTED AND ACCURATE BY NCDC AS AT MIDNIGHT 30<sup>th</sup> JUNE 2020

### HIGHLIGHTS

- Five hundred and sixty-one (561) confirmed cases were reported in the last 24 hours from 19 states – Lagos (200), Edo (119), FCT (52), Kaduna (52), Niger (32), Ogun (19), Ondo (16), Imo (14), Plateau (11), Abia (8), Oyo (8), Bayelsa (7), Katsina (6), Kano (5), Bauchi (3), Kebbi (3), Osun (3), Borno (2) and Jigawa (1).
- No new state recorded a confirmed COVID-19 case in the last 24 hours. The total number of states including FCT that have reported at least one confirmed case in Nigeria is still 36 (35 states + FCT)
- Three hundred and forty-four (344) cases were discharged in the last 24 hours in 19 states – Jigawa (116), Kaduna (54), Kano (27), Plateau (17), Rivers (17), Kebbi (16), Katsina (15), Ebonyi (13), Ondo (13), Bauchi (10), Enugu (10), Lagos (10), Oyo (10), Edo (8), Kwara (3), Gombe (2), Ogun (1), Osun (1) and Sokoto (1).
- Seventeen (17) deaths were recorded in the last 24 hours in 11

### STATE OF THE NATION

Figure 1: Map of Nigeria showing 35 states and FCT affected by COVID-19



### SITUATION UPDATES

Total (New in the last 24 hours)

SAMPLES TESTED

**138,462 (4205)**

CONFIRMED CASES

**25,694 (561)**

AFFECTED STATES INCLUDING

FCT

**36 (0)**

DISCHARGED CASES

**9,746 (344)**

CONFIRMED FATALITIES

**590 (17) – 2.3% CFR**

DEMOGRAPHICS

MALE – 17,040 (66%)

FEMALE – 8,654 (34%)

MOST AFFECTED AGE GROUP

31 - 40 (24%)

PERSONS OF INTEREST

**10,567 (Total)**

10,533 (99.7% - Exceeded Follow Up)

PROVENANCE

TRAVEL HISTORY – 442 (2%)

CONTACTS – 6,386 (25%)

UNKNOWN EXPOSURE – 18,866 (73%)

GLOBAL UPDATES

TOTAL NUMBER OF CASES

**10,185,374 (503,862 deaths)**

COUNTRIES & TERRITORIES

AFFECTED\*

## GENERAL FACT SHEET – DATA AS AT 30<sup>th</sup> JUNE 2020

Table 1: States with reported laboratory-confirmed COVID-19 cases, recoveries, deaths, total samples tested and days since last reported case

STATES	CONFIRMED CASES		DISCHARGED CASES		DEATHS		TOTAL ACTIVE CASES	TOTAL SAMPLES TESTED	DAYS SINCE LAST REPORTED CASE
	CUMULATIVE	NEW	CUMULATIVE	NEW	CUMULATIVE	NEW			
Lagos	10,510	200	1,603	10	128	1	8,779	35,112	0
FCT	1,870	52	570	0	33	1	1,267	17,915	0
Oyo	1,380	8	696	10	12	0	672	9,904	0
Kano	1,216	5	931	27	52	1	233	11,782	0
Edo	1,105	119	288	8	39	3	778	7,203	0
Rivers	1,056	0	622	17	38	0	396	3,381	2
Delta	965	0	190	0	23	0	752	2,780	1
Ogun	826	19	571	1	19	1	236	5,458	0
Kaduna	766	52	532	54	12	0	222	6,082	0
Katsina	557	6	285	15	23	1	249	2,452	0
Bauchi	503	3	449	10	12	0	34	3,704	0
Gombe	503	0	352	2	19	0	132	4,772	1
Borno	493	2	422	0	32	0	39	4,111	0
Ebonyi	438	0	357	13	3	0	78	2,508	1
Plateau	382	11	197	17	10	1	175	2,252	0
Imo	332	14	40	0	6	1	286	1,538	0
Jigawa	318	1	307	116	6	0	5	2,749	0
Abia	310	8	207	0	3	0	100	959	0
Ondo	292	16	102	13	19	0	171	1,620	0
Enugu	261	0	73	10	6	0	182	1,030	2
Kwara	217	0	131	3	6	0	80	1,955	6
Nasarawa	213	0	113	0	8	0	92	1,464	1
Bayelsa	205	7	100	0	14	2	91	668	0
Sokoto	151	0	119	1	15	0	17	863	3
Osun	127	3	48	1	5	0	74	802	0
Niger	116	32	37	0	7	4	72	882	0
Akwa Ibom	86	0	54	0	2	0	30	434	2
Adamawa	84	0	47	0	6	0	31	920	2
Kebbi	79	3	58	16	7	1	14	663	0
Zamfara	76	0	71	0	5	0	0	313	43
Anambra	73	0	57	0	9	0	7	381	1
Benue	59	0	30	0	1	0	28	633	1
Yobe	59	0	48	0	8	0	3	127	3
Ekiti	43	0	29	0	2	0	12	627	3
Taraba	19	0	10	0	0	0	9	404	5
Kogi	4	0	0	0	0	0	4	6	2
Cross River	N/A	N/A	N/A	N/A	N/A	N/A	N/A	8	N/A
<b>Total</b>	<b>25,694</b>	<b>561</b>	<b>9,746</b>	<b>344</b>	<b>590</b>	<b>17</b>	<b>15,358</b>	<b>138,462</b>	

States including FCT are arranged in descending order by number of total confirmed cases, except Cross River

## SELECTED CHARTS

Figure 2: Daily Epidemic Curve of Confirmed Cases (WK9 – WK27)

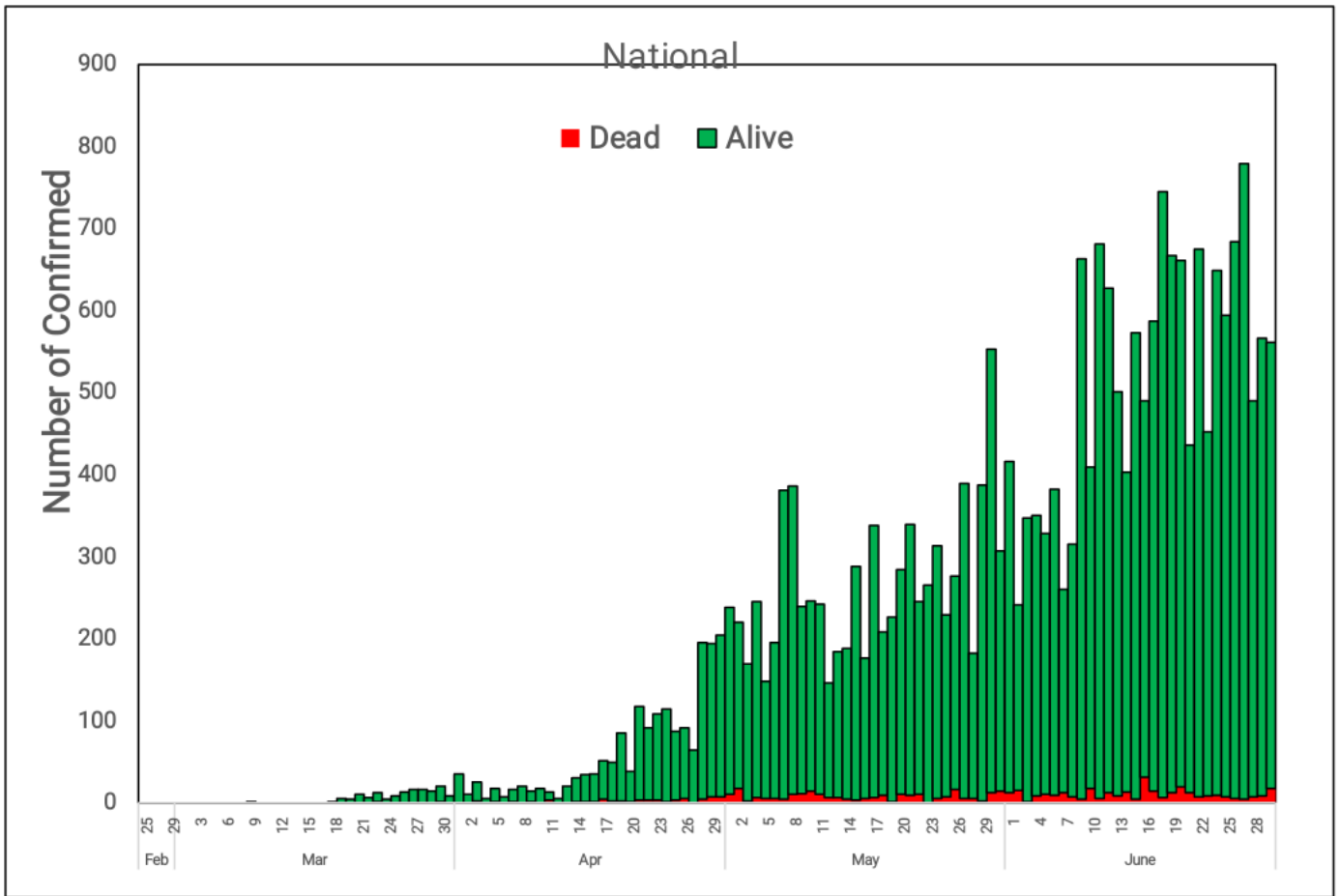
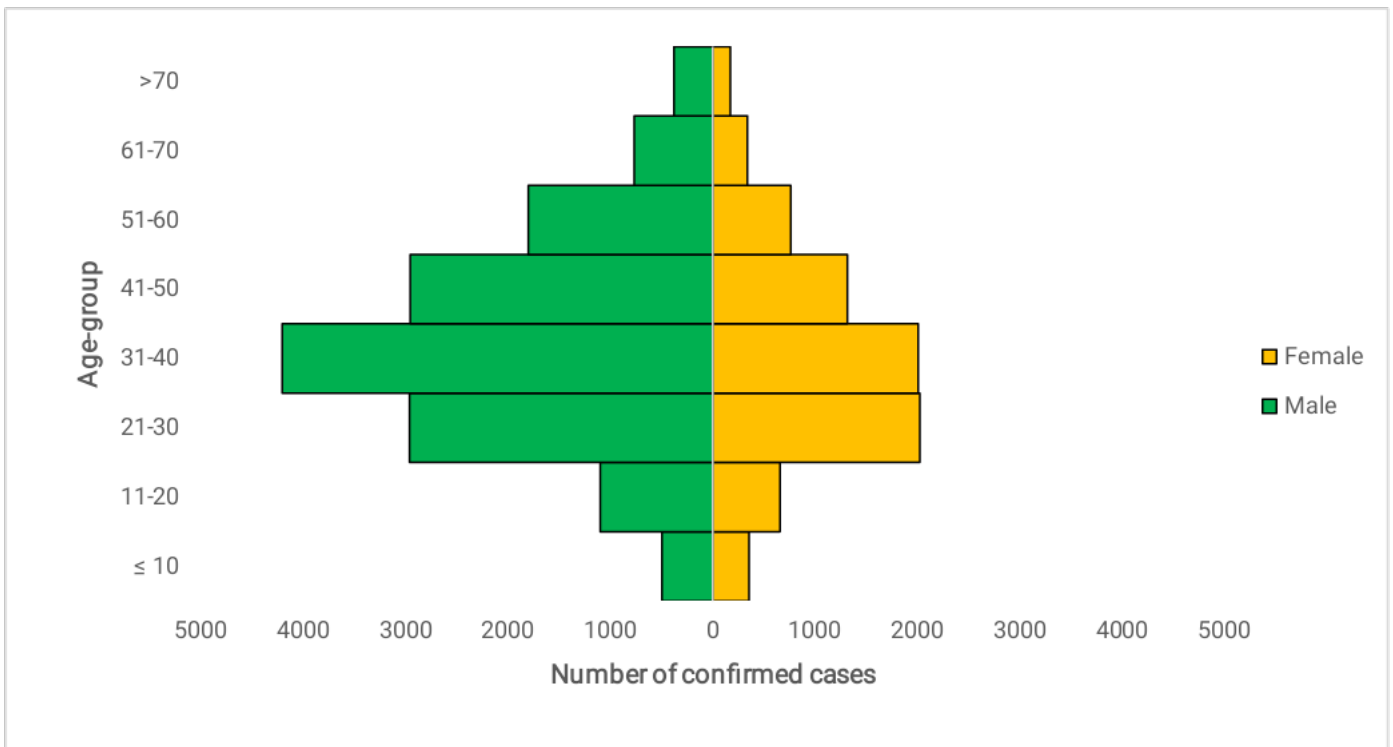


Figure 3: Age-Sex Distribution of Confirmed Cases (WK9 – WK27)



## PREPAREDNESS

Since the confirmation of the first case on 27<sup>th</sup> February 2020, the NCDC has released advisories and statements to help Nigerians and affected groups in particular to respond to the pandemic

- NCDC has released [guidelines on the re-opening of places for worship](#).
- The Nigeria Police Force has released COVID-19 operational guidelines for the [Police and other Law Enforcement Agencies](#) in Nigeria
- NCDC and the Department of Hospital Services (Federal Ministry of Health) have updated the [case management guidelines](#) (version 3) with reviewed changes such as the discharge criteria and medication being used for the treatment of cases
- Guidelines have been issued for the [safe transportation of remains of persons suspected or confirmed to have died of COVID-19](#)
- Information on diagnostics of the COVID-19 virus can be found in our [detailed FAQ document](#).
- To increase our testing capacity, NCDC has issued guidelines for the [integration of private labs](#).
- Guidelines for [businesses and employers](#) have been updated.
- NCDC has updated its [case definition](#) , [community case definition](#) and [case management guide](#).
- NCDC releases periodic [public health advisories](#) to Nigerians on the COVID-19 disease.
- To adhere to post-lockdown measures, NCDC has released an [advisory on the use of face masks](#), as well as information on the [Use of Cloth face masks](#) and [how to make your cloth face masks](#).
- NCDC has released guidelines for the [management of pregnant women and nursing mothers](#) during the pandemic.
- To address burials of loved ones who die from COVID-19, guidelines have been issued to advise on the [management of dead bodies](#).
- For health centres managing cases, the following documents have been released- a guideline for the [Rational Use of Personal Protective Equipment in the care of COVID-19 cases](#).
- As part of plans to increase the testing capacity of the country, the NCDC published a [National Strategy to Scale Up Access to Coronavirus Disease Testing in Nigeria](#) document.
- The Presidential Task Force has published policies and announcements on COVID-19 [available on the website of the Presidency](#) – including presidential addresses, task force updates and information on livelihood and economic support.

## RESPONSE

On 28<sup>th</sup> February 2020, a multi-sectoral Emergency Operations Centre (EOC) was activated at Level 3 – the highest emergency level in Nigeria –led by NCDC in close coordination with the State Public Health EOCs (PHEOC).

- Ongoing finalisation of hotspot strategies and development of an implementation plan
- Conducted assessment, trained and set up triage points in holding areas in state correctional centres in Kano and Kaduna States
- Ongoing investigation of healthcare worker Infection in Plateau State
- Optimised and operationalised a testing laboratory at Federal Medical Centre, Owo Ondo State
- Collaborated with development partners to support intra-state transportation of specimen in Kano, Oyo, Kaduna, and Plateau States
- Completed distribution of lab commodities in Federal Medical Centre (FMC) Owerri Lab, Everest Lab- Owerri and University of Calabar (UNICAL).
- Completed commodity distribution to the isolation Centre in the FCT.
- Supplied Personal Protective Equipment (PPEs) and lab materials to the new FCT sample collection teams

- Conducted a perception survey on threat of COVID-19 and efficacy of recommended protective behaviour
- Commenced review of messaging strategy to improve dissemination and utilisation at sub-national level
- Since inception of the revised protocol, 877 Persons of Interest/returnees have been received in Lagos
- Out of 487 samples collected among returnees, there are 30 positives, 116 negatives and 200 pending
- All education materials can be found via [www.covid19.ncdc.gov.ng](http://www.covid19.ncdc.gov.ng)