



Lassa fever Situation Report

Epi Week 03: 13 – 19 January 2020

Key points

Table 1: Summary of current week indicators

Suspected cases (Negative)	Confirmed cases	Deaths (Confirmed cases)	Case Fatality Rate (CFR)	Number of States and LGAs affected (Confirmed cases)
159 (78)	81	10	12.3%	State: 6 LGA: 17

Table 2: Cumulative data compared to previous year (week 1– current week)

Suspected cases (Negative)		Confirmed cases		Deaths (Confirmed cases)		CFR	
2019	2020	2019	2020	2019	2020	2019	2020
379 (237)	398 (235)	141	163	33	24	23.4%	14.7%

Highlights

- In week 03, the number of new confirmed cases has increased from 64 cases in week 1, 2020 to 81. These were reported from six states (Ondo, Edo, Delta, Taraba, Plateau, and Bauchi) (Table 3).
- The number of deaths has decreased. The overall case fatality rate (CFR) for 2020 is (14.7%) which is lower than the CFR for the same period during 2019 (23.4%) (Figure 5).
- In total for 2020, nine states have recorded at least one confirmed case across 32 Local Government Areas.
- 89% of all confirmed cases are from Edo (38%), Ondo (38%) and Ebonyi (11%) states.
- The predominant age-group affected is 11-40 years (Range: >11 to 60 years, Median Age: 33 years). The male to female ratio for confirmed cases is 1:1 (Figure 3).
- The number of suspected cases has increased but is lower than the numbers reported in 2019.
- No Health Care Worker infection was identified in the reporting week 03.

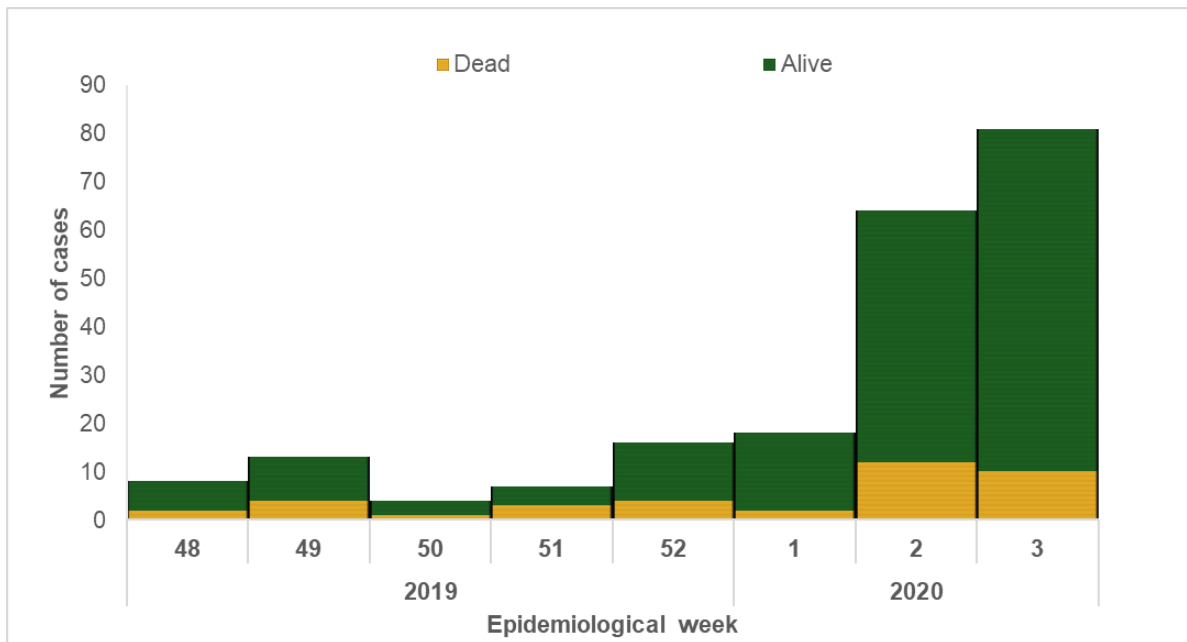


Figure 1. Epidemic curve showing number of confirmed Lassa Fever cases by epidemiological, week 48, 2019 to week 3, 2020

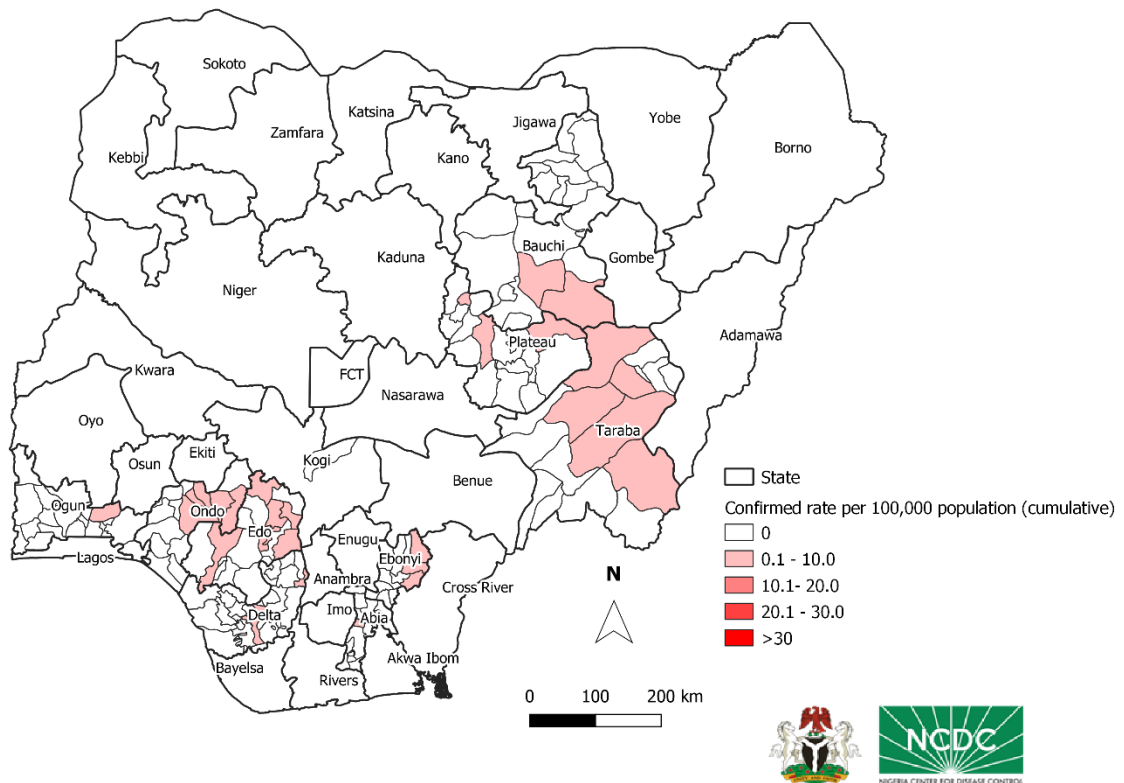


Figure 2. Confirmed Lassa fever rate per 100,000 population for LGAs in Nigeria, cumulative 2020 to current week

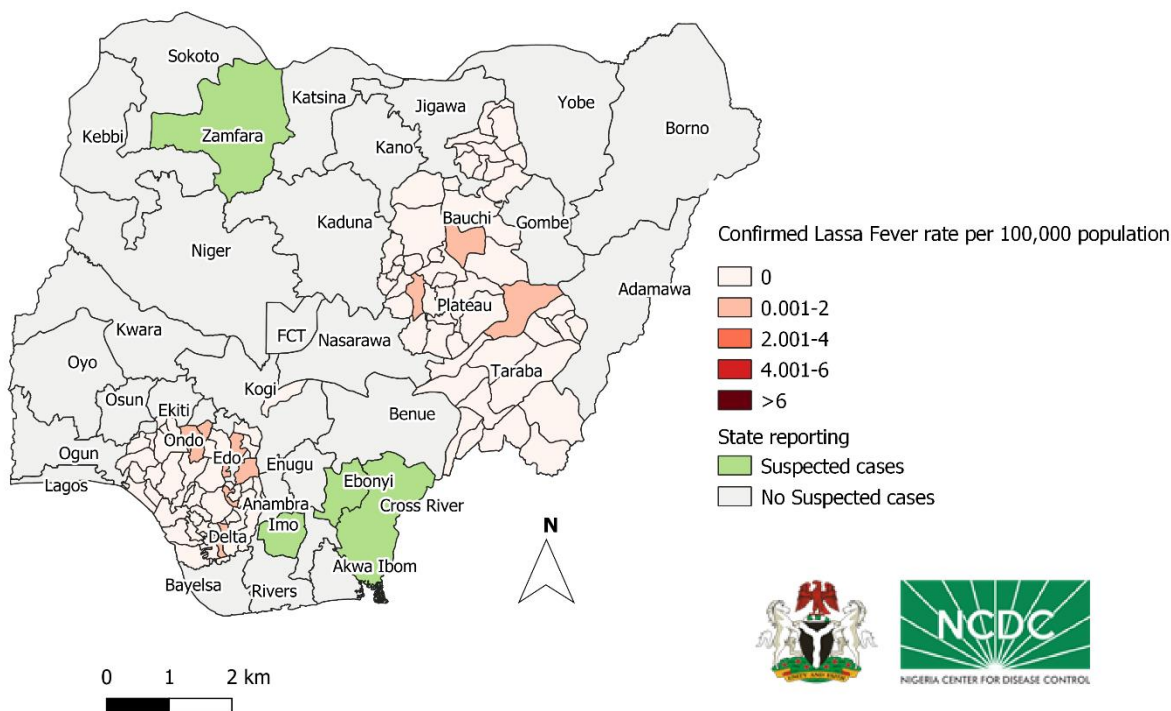


Figure 3. Confirmed Lassa fever rate per 100,000 population for LGAs in Nigeria, week 03 2020

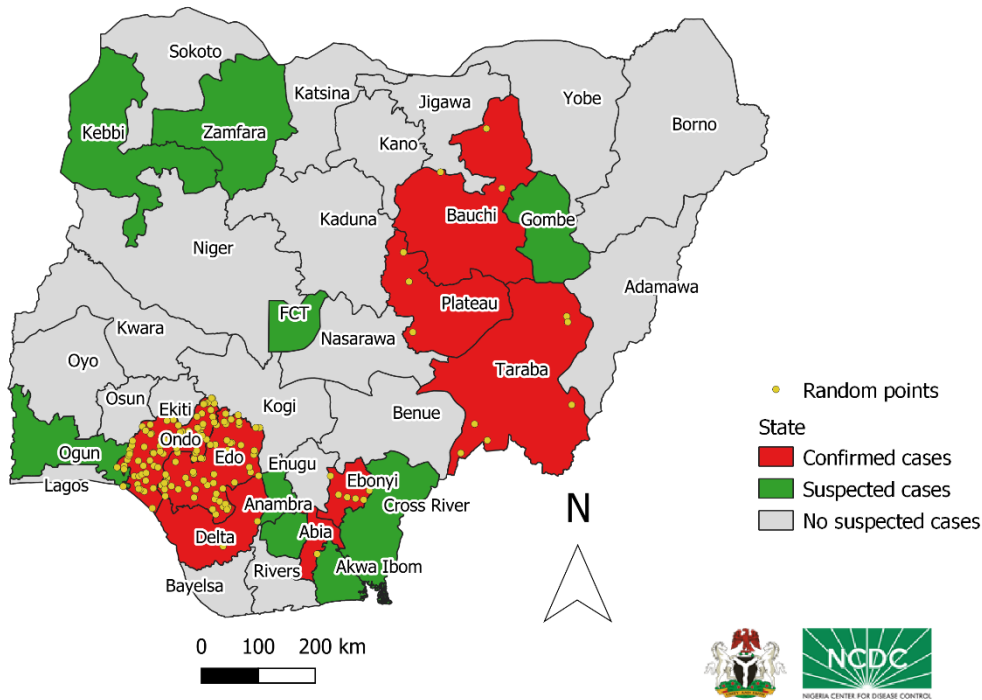


Figure 4. Confirmed Lassa fever cases by States in Nigeria, week 01- 03, 2020

Table 3. Total number of confirmed cases for 2020 and new confirmed cases for the current week by State in Nigeria with trend compared to previous week.

State	Cumulative number of confirmed cases	New confirmed cases	Trend	State	Cumulative number of confirmed cases	New confirmed cases	Trend	State	Cumulative number of confirmed cases	New confirmed cases	Trend
Ondo	81	42	↑	Bayelsa	0	0	↔	Katsina	0	0	↔
Edo	58	33	↑	Benue	0	0	↔	Kwara	0	0	↔
Ebonyi	7	0	↓	Borno	0	0	↔	Lagos	0	0	↔
Taraba	6	1	↑	Cross River	0	0	↔	Nasarawa	0	0	↔
Plateau	3	1	↓	Delta	2	2	↑	Niger	0	0	↔
Bauchi	4	2	↑	Ekiti	0	0	↔	Osun	0	0	↔
Ogun	1	0	↓	Enugu	0	0	↔	Oyo	0	0	↔
Abia	1	0	↔	FCT	0	0	↔	Rivers	0	0	↔
Kebbi	0	0	↔	Gombe	0	0	↔	Sokoto	0	0	↔
Kogi	0	0	↔	Imo	0	0	↔	Yobe	0	0	↔
Adamawa	0	0	↔	Jigawa	0	0	↔	Zamfara	0	0	↔
Akwa Ibom	0	0	↔	Kaduna	0	0	↔				
Anambra	0	0	↔	Kano	0	0	↔				
Nigeria total									163	81	↑

Key

↑	Increase
↓	Decrease
↔	No difference

* Grey denotes state no longer in outbreak, completed 21 days without a case.

Indicator	Number for current week	Trend from previous week	Cumulative number for 2020
Probable cases	0	↔	0
HCW affected	0	↔	0
Cases undergoing treatment in Treatment centres	57	↑	141
Contact tracing			
Contacts under follow up	830	↑	891
Contacts completed follow up	59	↑	59
Symptomatic contacts	0	↔	0
Positive contacts	0	↔	0
Contacts lost to follow up	0	↔	0

Table 4: Key indicators for current week 2020 and trend compared to previous week, Nigeria

Key

↑	Increase
↓	Decrease
↔	No difference

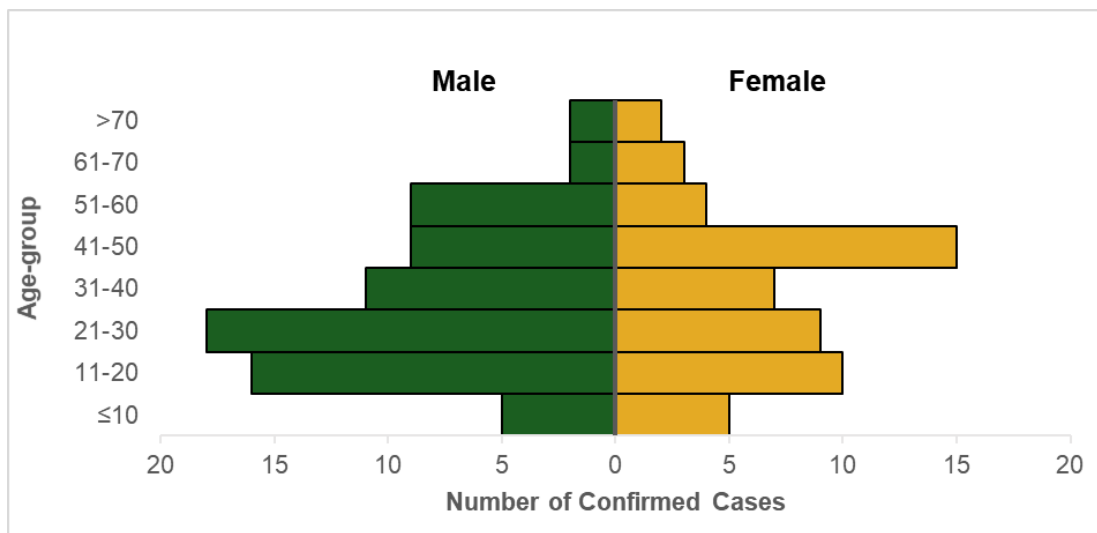


Figure 4. Age and sex pyramid showing number of confirmed Lassa fever cases for 2020

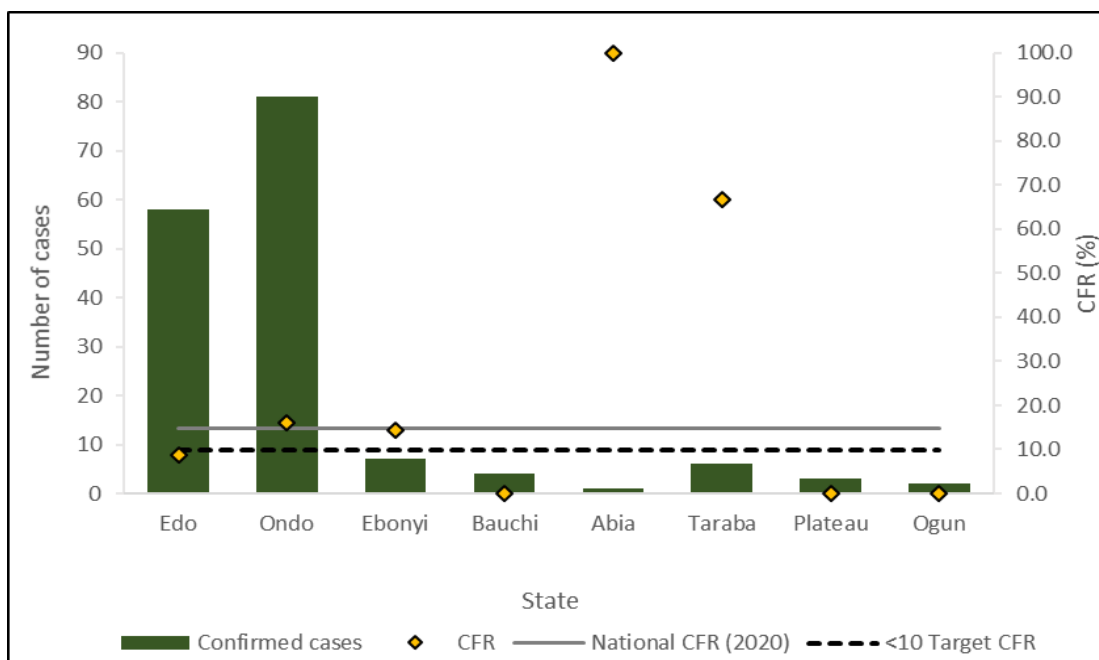


Figure 5: Number of confirmed cases with case fatality rate (CFR) by state, week 01- 03, 2020

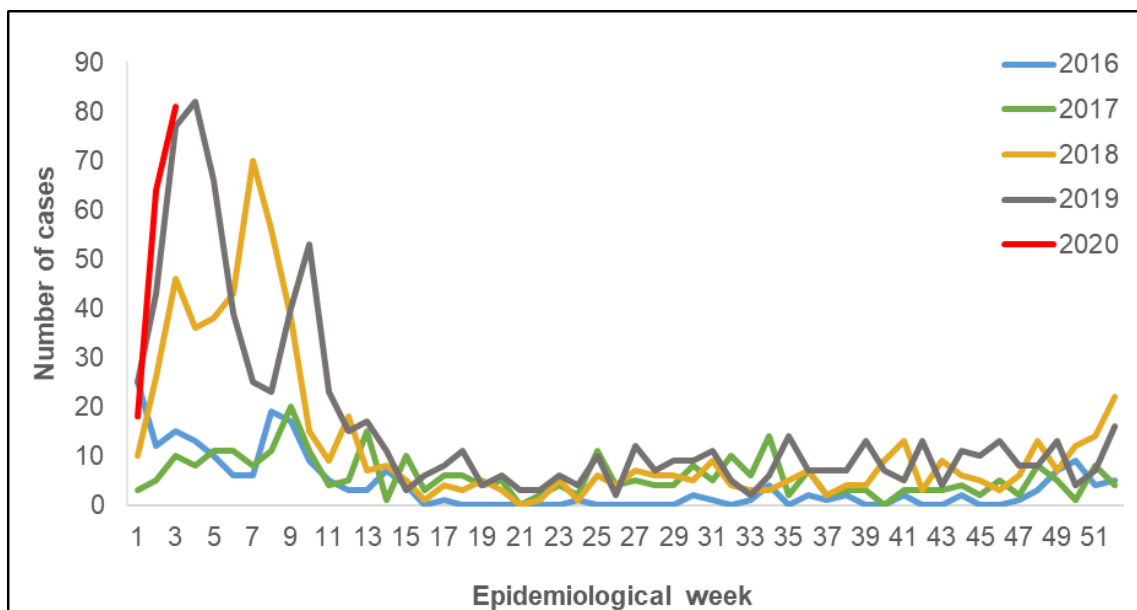


Figure 6: Trend of confirmed cases by epidemiological week, 2016 - 2020, Nigeria.

Notes on this report

Data Source

Information for this disease was case based data retrieved from the National Lassa fever Technical Working Group.

Case definitions

- **Suspected case:** any individual presenting with one or more of the following: malaise, fever, headache, sore throat, cough, nausea, vomiting, diarrhoea, myalgia, chest pain, hearing loss and either a. History of contact with excreta or urine of rodents b. History of contact with a probable or confirmed Lassa fever case within a period of 21 days of onset of symptoms OR Any person with inexplicable bleeding/hemorrhagia.
- **Confirmed case:** any suspected case with laboratory confirmation (positive IgM antibody, PCR or virus isolation)
- **Probable case:** any suspected case (see definition above) who died or absconded without collection of specimen for laboratory testing
- **Contact:** Anyone who has been exposed to an infected person, or to an infected person's secretions, excretions, or tissues within three weeks of last contact with a confirmed or probable case of Lassa fever
- **Active State:** means where there has been at least one confirmed case, and contacts within 21 days post exposure

Calculations

- Case Fatality Rate (CFR) for this disease is reported for confirmed cases only

Disclaimer – The information contained in this document is confidential, privileged and only for the intended recipient and may not be used, published or redistributed to the public. A redacted version is available on <http://ncdc.gov.ng/diseases/sitreps>