

YELLOW FEVER SITUATION REPORT

Serial Number: 010	2023 Monthly Sitrep
Epi Week:	40 – 43, 2023
Reporting Month:	October 2023

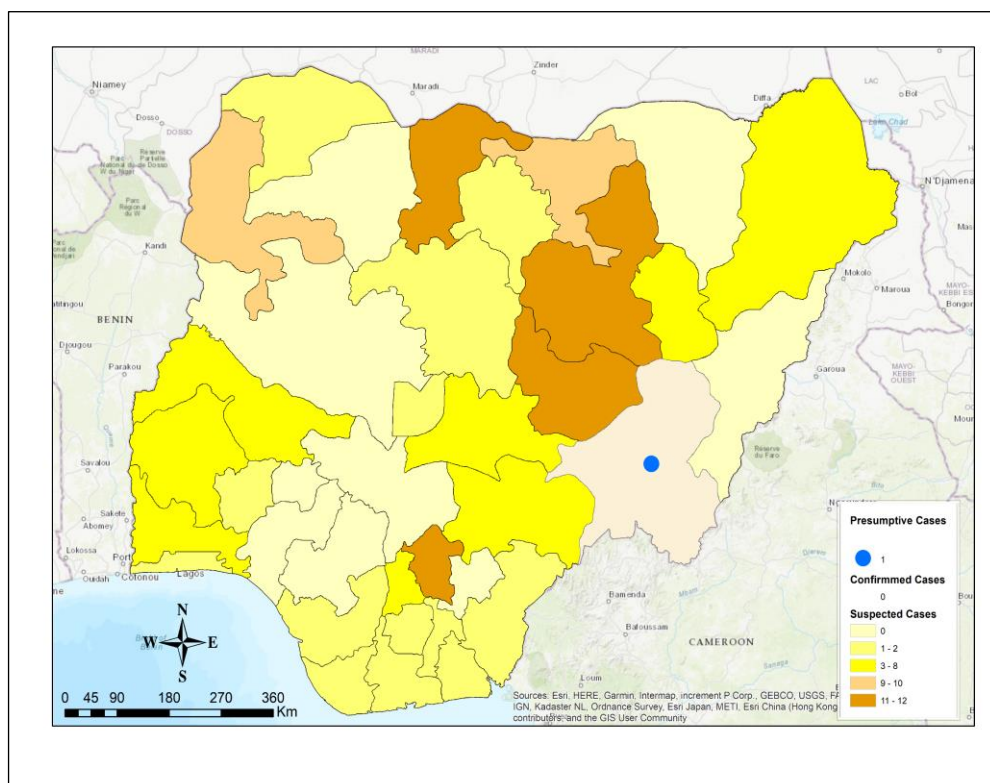


REPORTING MONTH: SEPTEMBER 2023

HIGHLIGHTS

REPORTING PERIOD: 1ST- 31ST October 2023

- The Nigeria Centre for Disease Control and Prevention (NCDC) continues to monitor reports of yellow fever cases in Nigeria.
- A total of 135 suspected cases were reported from 99 Local Government Areas (LGAs) across 29 states.
- The cases were reported from Abia (1), Akwa Ibom (2) Anambra (7), Bauchi (11), Bayelsa (2), Benue (4), Borno (8), Cross River (2), Delta (2), Enugu (11), FCT (1), Gombe (5), Imo (2), Jigawa (9), Kaduna (2), Kano (2), Katsina (12), Kebbi (10), Kwara (4), Lagos (2) Nasarawa (3), Ogun (3), Osun (2), Oyo (4), Plateau (11), Rivers (1), Sokoto (1) and Taraba (11).
- **One [1]**, presumptive positive case was reported from National Reference Laboratory (NRL) Abuja. This case was reported from: Taraba -1 [Sardauna (1)].
- No confirmed case within the month in review
- No deaths were recorded among suspected cases in the reporting month.



135 SUSPECTED CASES	29 STATES INCLUDING FCT WITH SUSPECTED
0 CONFIRMED CASES	0 STATE WITH CONFIRMED CASES
0 DEATHS IN CONFIRMED CASES	0 STATES WITH DEATHS IN CONFIRMED CASES

CUMULATIVE FOR 1ST JANUARY – 31ST OCTOBER 2023

- Cumulatively from 1st January 2023 – 31st October 2023, a total of 2341 suspected cases have been reported from 516 LGAs in 36 states including the FCT.
- The cases were reported from Abia (29), Adamawa (12), Akwa Ibom (11), Anambra (84), Bauchi (337), Bayelsa (41), Benue (58), Borno (165), Cross River (39), Delta (16), Ebonyi (16), Edo (26), Ekiti (37), Enugu (127), FCT (20), Gombe (9), Imo (57), Jigawa (116), Kaduna (28), Kano (19), Katsina (202), Kebbi (95), Kogi (34), Kwara (41), Lagos (16), Nasarawa (50), Niger (97), Ogun (66), Ondo (79), Osun (21), Oyo (55), Plateau (91), Rivers (19), Sokoto (37), Taraba (123), Yobe (40) and Zamfara (28).
- **Thirty-five (35)** Presumptive positive cases were reported from: the National Reference Laboratory (NRL) Gaduwa - [11], Central Public Health Laboratory (CPHL) Lagos - [7], Maitama District Hospital (MDH) Abuja - [1], University of Benin Teaching Hospital (UBTH) Benin - [3], University of Nigeria Teaching Hospital (UNTH) Enugu – [8] and Yusuf Dantsoho Memorial Hospital (YDMH) Kaduna – [5]. These cases were reported from: **Kogi -1** [Omala (1)], **Ogun -3** [Obafemi Owode (1), Shagamu (1), Odogbolu (1)], **Ondo -4** [Akure South (2), Ondo East (2)], **Cross River -1** [Yala (1)], **Bayelsa -2** [Yenagoa (2)], **Bauchi -7** [Itas/Gadua (4), Ganjuwa (1), Jama'are (1) and Shira (1)], **Borno -2** [Jere (1), Maiduguri (1)], **Enugu -7** [Igboeze North (6), [Aninri (1)], Abia -1 [Ohafia (1)], **Jigawa -2** [Roni (1), [Gwiwa (1)], **Kebbi -1** [Ngaski (1)], **Taraba -2** [Donga (1), Sardauna (1)] and **Zamfara -2** [Talata Mafara (2)].
- **Thirty-three (33)** inconclusive cases were recorded from the NRL – [5], CPHL – [15], UBTH [3], UNTH – [5], MDH – [1] and YDMH – [4]. These cases were reported from: Anambra [2], Bauchi [4], Bayelsa [1], Borno [1], Cross River [1], Edo [2], Ekiti [2], Enugu [2], Imo [1], Jigawa [1], Kaduna [1], Kebbi [1], Nasarawa [1], Ogun [1], Ondo [8], Osun [1], and Oyo (3). These samples have been shipped to IP Dakar for confirmation.
- **Twenty-one (21)** confirmed cases have been reported from IP Dakar from: **Anambra -1** [(Idemili South (1)), **Bauchi -4** [Jama'are (2), Itas/Gadua (1), Ganjuwa (1)], **Ekiti -1** [Ado Ekiti (1)], **Enugu -7** [Igboeze-North (7)], **Ondo -6** [Akure South (3), Ondo East (2), Akoko North-East (1), **Ogun -1**[Odogbolu (1)], **Oyo -1**[Akinyele (1)] in the reporting period.
- Nine (9) deaths have been recorded from suspected cases from Bayelsa (1), Benue (3), Ekiti (1), Katsina (1), Niger (1) and Osun (1), Taraba (1), **[CFR = 0.4%]**.
- Male to female ratio for suspected cases was **1.1:1** with males 1,229 (52.5%) and females 1,110 (47.5%)
- Seventy-six percent (76%) of cases were predominantly aged 30 years and below.
- Two hundred and eighteen (9.3%) of 2,341 suspected cases received at least one dose of the yellow fever vaccine.
- The NCDC is coordinating response activities through the National Multi-agency Yellow Fever Technical Working Group (YF TWG).

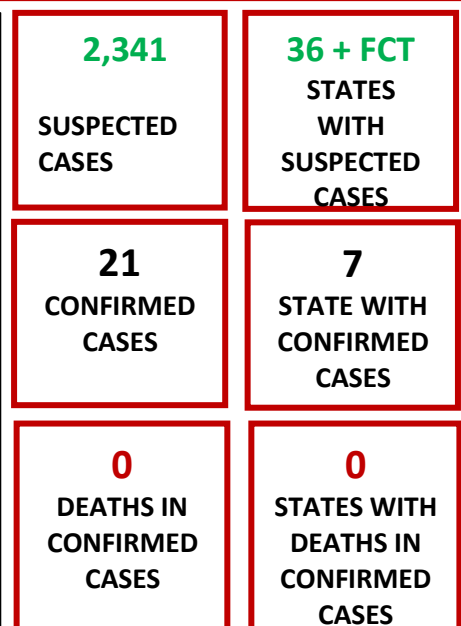
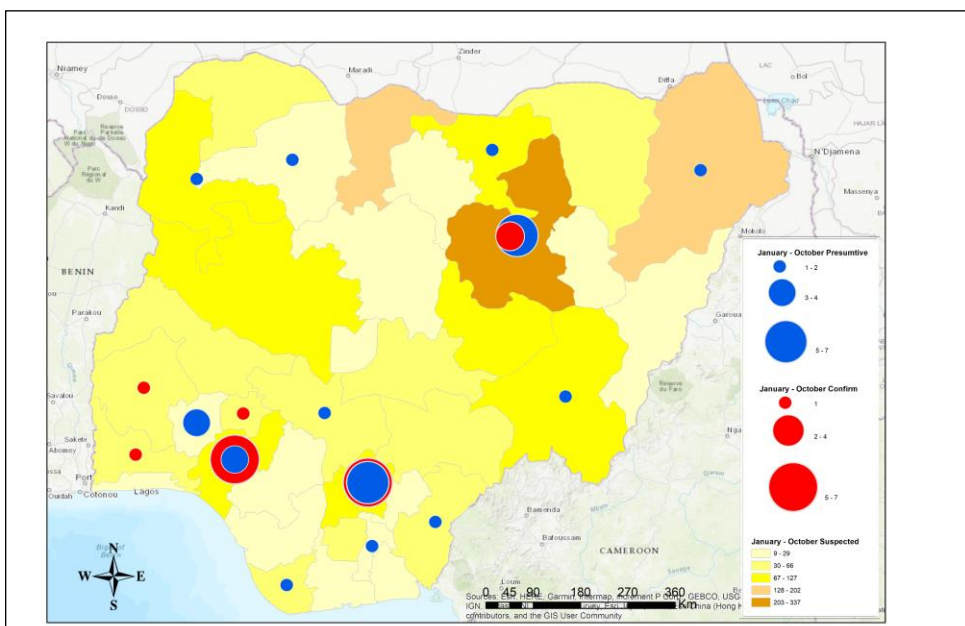


Table 1: Summary of yellow fever cases in Nigeria from January – September 2023

State	# Suspected Cases	# LGAs with suspected cases	# LGAs with confirmed cases	Laboratory Results					Deaths	
				Samples positive (IgM) & Inconclusive in	LGAs with positive (IgM) & Inconclusive in	Confirmed Cases (PCR)	Confirmed Cases (IP Dakar)	Total Confirmed Cases	# Deaths among Confirmed Cases [CFR] (%)	# Deaths among All Cases [CFR] (%)
Abia	29	10	-	1	1	-	-	-	-	-
Adamawa	12	6	-	-	-	-	-	-	-	-
Akwa Ibom	11	8	-	-	-	-	-	-	-	-
Anambra	84	19	1	2	2	-	1	1	-	-
Bauchi	337	17	3	11	5	-	4	4	-	-
Bayelsa	41	8	-	3	2	-	-	-	-	1
Benue	58	20	-	-	-	-	-	-	-	3
Borno	165	24	-	3	3	-	-	-	-	-
Cross River	39	17	-	2	2	-	-	-	-	-
Delta	16	12	-	-	-	-	-	-	-	-
Ebonyi	16	9	-	-	-	-	-	-	-	-
Edo	26	15	-	1	1	-	-	-	-	-
Ekiti	37	11	1	2	1	-	1	1	-	1
Enugu	127	16	1	9	2	-	7	7	-	-
FCT Abuja	20	4	-	-	-	-	-	-	-	-
Gombe	9	6	-	-	-	-	-	-	-	-
Imo	57	20	-	1	1	-	-	-	-	-
Jigawa	116	23	-	3	2	-	-	-	-	-
Kaduna	28	12	-	1	1	-	-	-	-	-
Kano	19	12	-	-	-	-	-	-	-	-
Katsina	202	31	-	-	-	-	-	-	-	1
Kebbi	95	17	-	3	2	-	-	-	-	-
Kogi	34	14	-	1	1	-	-	-	-	-
Kwara	41	13	-	-	-	-	-	-	-	-
Lagos	16	8	-	-	-	-	-	-	-	-
Nasarawa	50	11	-	1	1	-	-	-	-	-
Niger	97	17	-	-	-	-	-	-	-	1
Ogun	66	13	1	4	3	-	1	1	-	-
Ondo	79	14	4	12	6	-	6	6	-	-
Osun	21	13	-	1	1	-	-	-	-	1
Oyo	55	22	1	3	3	-	1	1	-	-
Plateau	91	15	-	-	-	-	-	-	-	-
Rivers	19	13	-	-	-	-	-	-	-	-
Sokoto	37	10	-	-	-	-	-	-	-	-
Taraba	123	14	-	2	2	-	-	-	-	1
Yobe	40	14	-	-	-	-	-	-	-	-
Zamfara	28	9	-	2	1	-	-	-	-	-
TOTAL	2,341	516 (66.7%)	12 (1.6%)	68 (2.9%)	43 (5.6%)	0 (0.0%)	21 (0.9%)	21 (.90%)	0 (0%)	9 (0.4%)

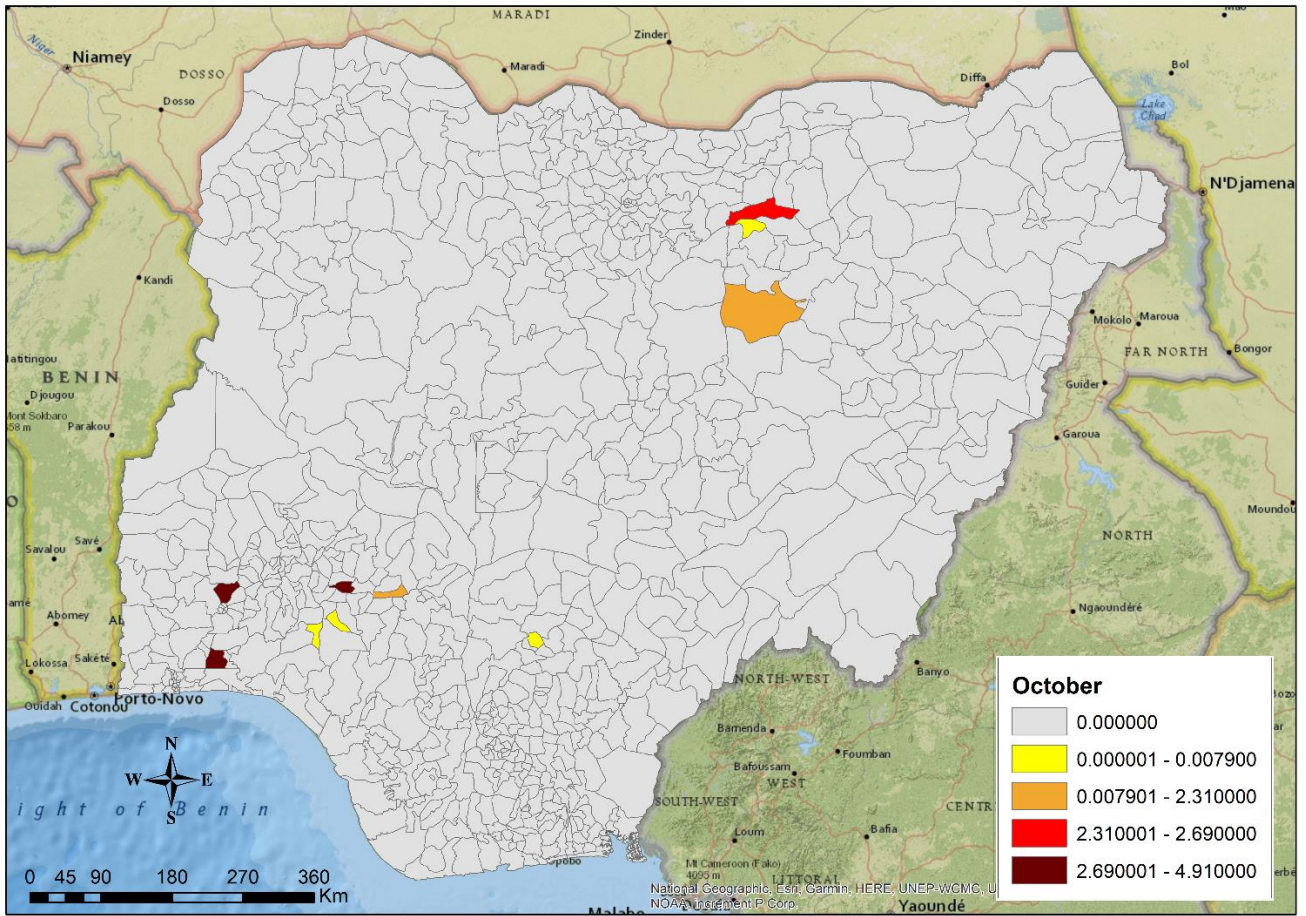


Figure 1: Map of Nigeria showing yellow fever outbreak attack rates in affected LGAs from January - October 2023

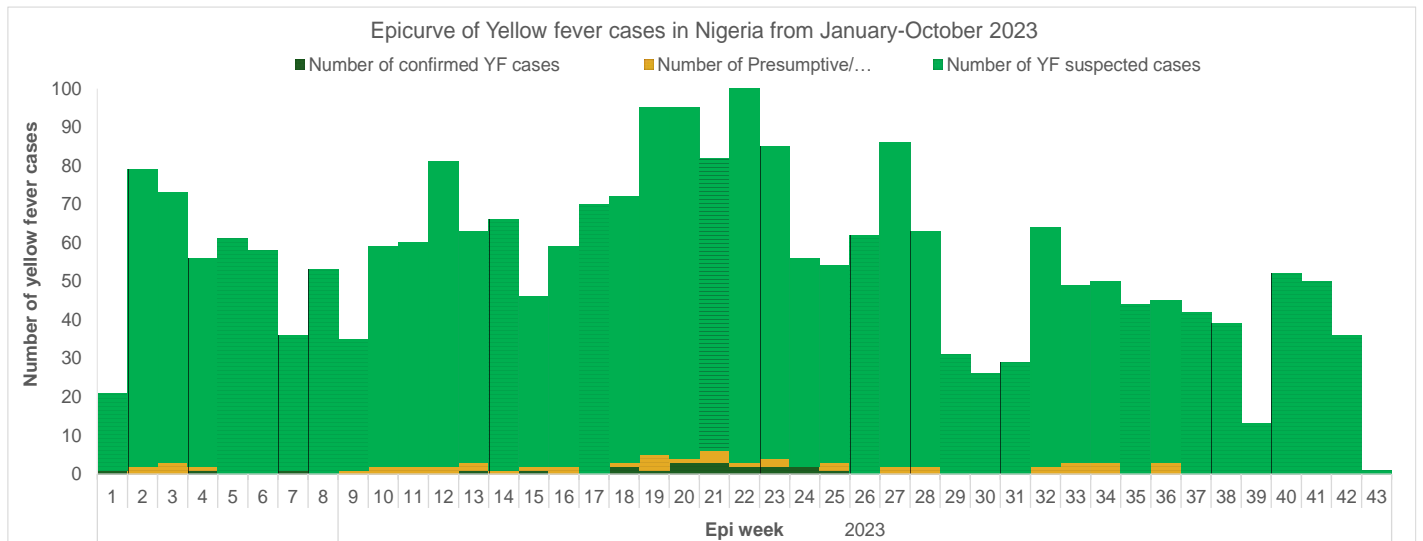


Figure 2: Epicurve of suspected yellow fever cases in Nigeria from January - October 2023

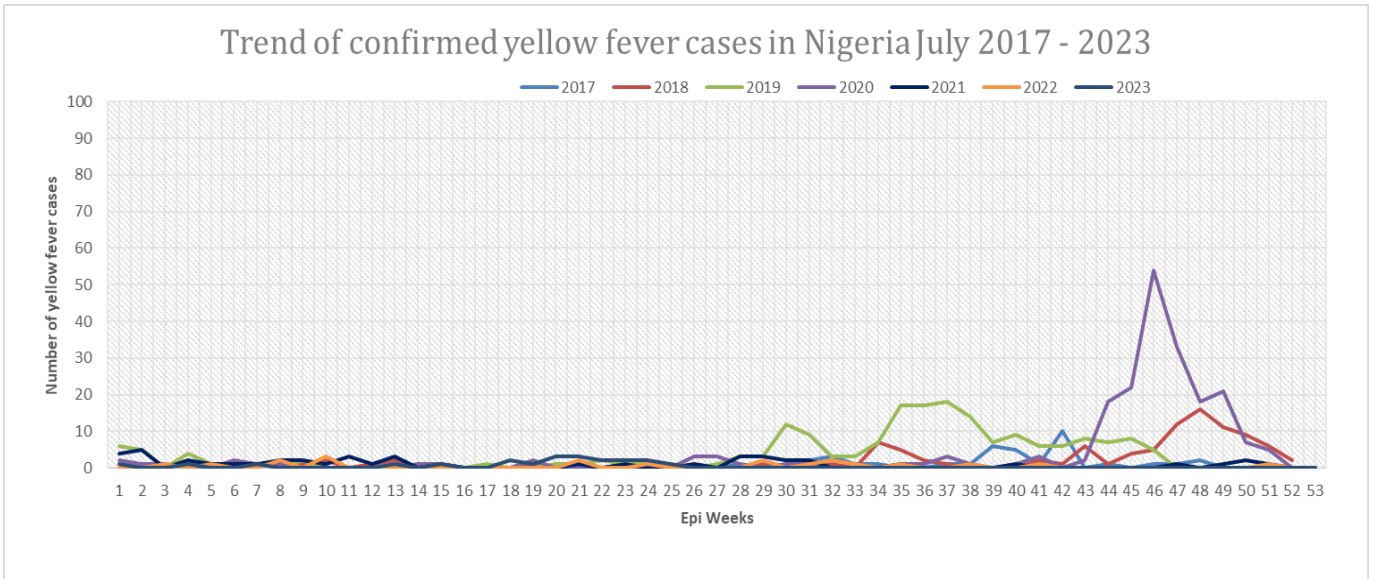


Figure 3: Trend of confirmed yellow fever cases in Nigeria from July 2017–October 2023

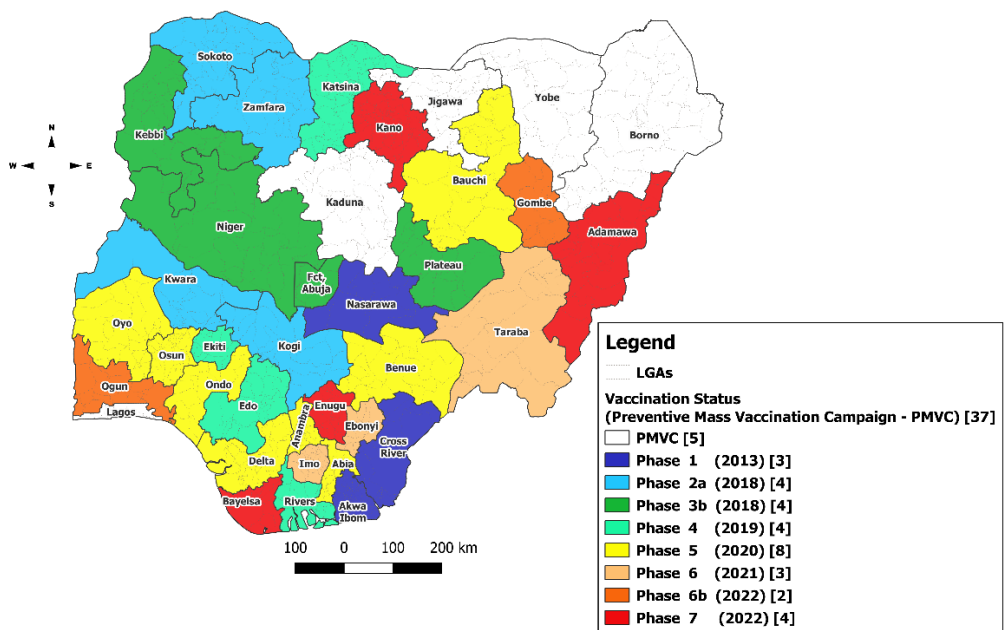


Figure 4: Map of Nigeria showing states and year of implementation of yellow fever mass vaccination campaigns from 2013 - 2023.

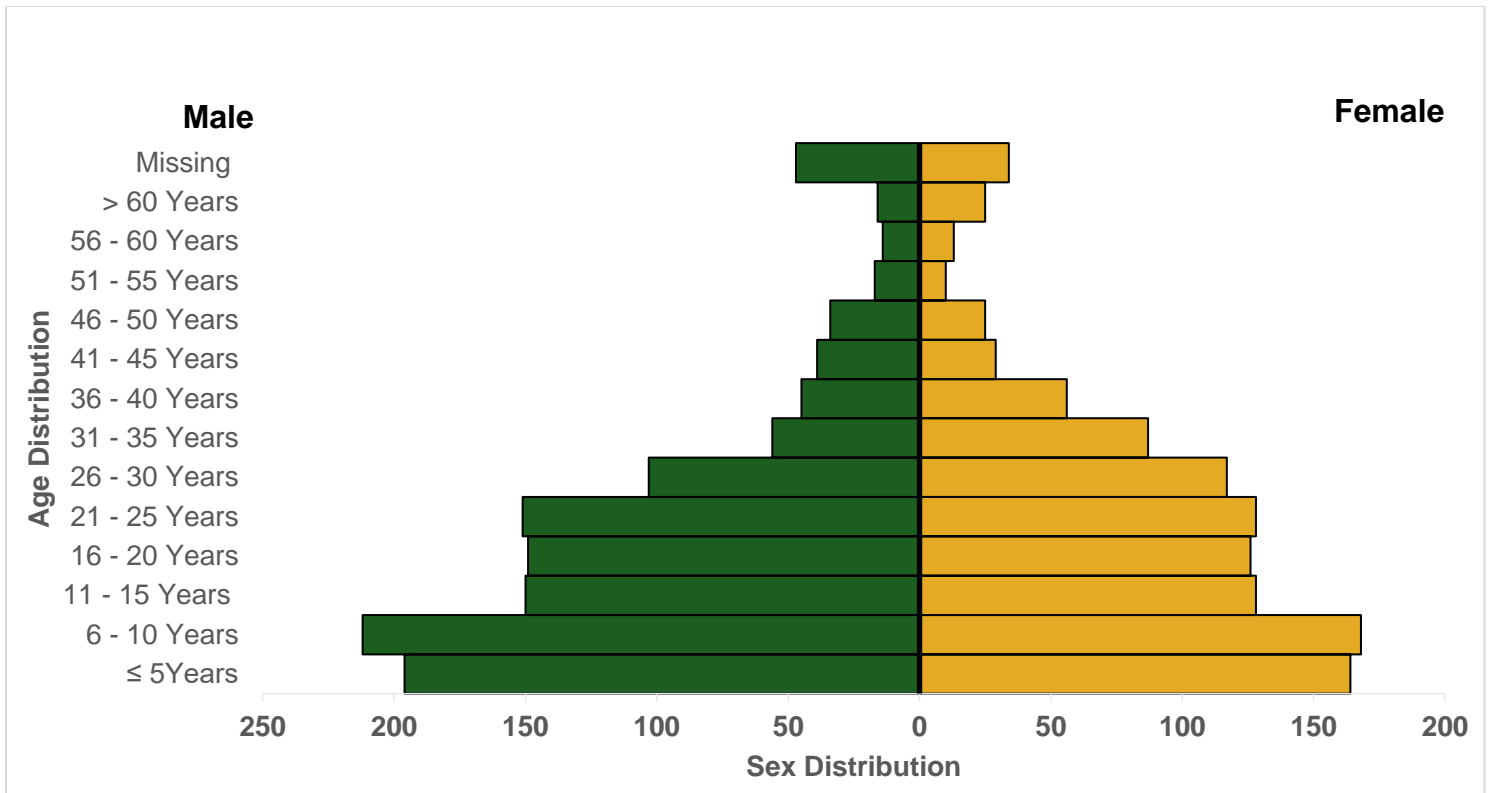


Figure 5: Age and sex distribution of yellow fever cases in Nigeria from January – October 2023

Partners

