

# SITUATION REPORT

## Nigeria Centre For Disease Control (NCDC)

[www.ncdc.gov.ng](http://www.ncdc.gov.ng)

PLOT 800 EBITU UKIWE STREET, JABI ABUJA, NIGERIA. TOLL FREE CALL: 0800-970000-10. E: [info@ncdc.gov.ng](mailto:info@ncdc.gov.ng)



@NCDCgov

<b>TITLE:</b>	<b>YELLOW FEVER OUTBREAK IN NIGERIA</b>
<b>SERIAL NUMBER:</b>	<b>013</b>
<b>EPI-WEEK:</b>	<b>10</b>
<b>DATE:</b>	<b>5<sup>th</sup> – 11<sup>th</sup> March, 2018</b>

### HIGHLIGHTS

In this reporting week 5<sup>th</sup> to 11<sup>th</sup> March:

- Six out of thirty one samples sent to IP Dakar tested positive (*Kogi 2, Zamfara 2 and Kebbi 2*), others (25) tested negative: bringing to total, 41 confirmed yellow fever cases in Nigeria
- Seven States were added to the national line-list (*Akwa Ibom, Ebonyi, Ekiti, FCT Abuja, Ogun, Ondo and Osun State*).

### SUMMARY OF OUTBREAK

- A Yellow fever outbreak is currently active in Nigeria. Confirmed cases have been recorded in Seven States (*Kwara, Kogi, Kano, Zamfara, Kebbi, Nasarawa and Niger*) in 16 Local Government areas (LGAs)
- However, a total of 31 states have reported suspected cases (*Abia, Borno, Kogi, Kwara, Kebbi, Plateau, Zamfara, Enugu, Oyo, Anambra, Edo, Lagos, Kano, Nasarawa, Katsina, Niger, Bayelsa, Rivers, Cross Rivers, Kaduna, Sokoto, Jigawa Imo, Delta State, Akwa Ibom, Ebonyi, Ekiti, FCT Abuja, Ogun, Ondo and Osun State*) in 316 LGAs
- From the onset of this outbreak on September 12 2017, a total of 1,449 suspected yellow fever cases have been line-listed as at 7<sup>th</sup> March 2018 (*Table 1*).
- Of the 1,449 suspected cases, 1,260 (87.0%), had blood samples collected and sent to the laboratory for confirmation.
- Of the 1,260 samples collected, **96 (7.6%) tested positive for yellow fever (presumptive positives) and 16 (1.3%) inconclusive results in five Nigerian laboratories.**
- As at Epid week 10 (5<sup>th</sup> -11<sup>th</sup>) March, 2018, **41 samples (36.6%) samples out of the 112 (positive and inconclusive) samples in Nigeria were confirmed positive by IP, Dakar. Seventy-one samples were negative, no pending samples from Nigeria in IP Dakar** (*Table 1*).
- Predominant age groups affected are 20 years and below accounting for 63.7% (See fig 3). Male to female ratio is 1.4 to 1 (Male 58.3%, Female 41.7%): among the confirmed, male to female ratio is 3:2 (male 61.0%, female 39.0%)
- Yellow fever vaccination campaigns have been successfully completed in six states (2013 Preventive mass vaccination campaign (PMVC) in Nasarawa, Cross River, Akwa Ibom; 2018 PMVC Kogi, Kwara and Zamfara);
- Total number of deaths in all cases (suspected, probable and confirmed cases) is 46, while 11 deaths were recorded among confirmed cases only. Therefore, the case fatality ratio (CFR) for all cases (including suspected, probable and confirmed) is 3.2%, and 26.8% for confirmed cases.

## EPI- SUMMARY

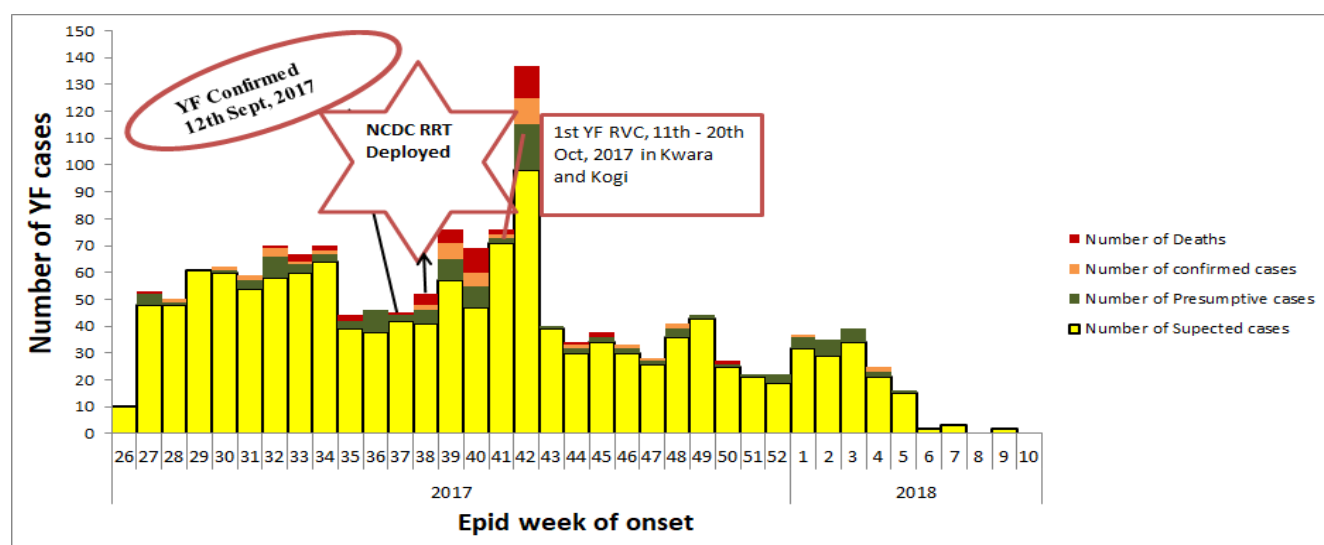
**Table 1: Showing all affected States and cases with Yellow fever between 5<sup>th</sup> -11<sup>th</sup> March, 2018**

State	Abia	Borno	Bayelsa	Benue	Delta	Ebonyi	Enugu	Imo	Kaduna	Kogi	Kwara	Lagos	Nasarawa	Niger	Ogun	Ondo	Osun	Total														
Total Number of cases in the linelist	82	217	61	116	5	124	193	60	12	74	73	34	75	41	52	17	1	10	6	2	29	26	26	5	22	22	5	13	13	17	16	1449
Number of LGAs with suspected cases	14	21	16	12	1	9	18	14	10	13	18	9	23	9	13	8	1	5	4	1	11	12	14	5	10	9	4	4	7	9	12	316
Number of LGAs with Presumptive /inconclusive cases	1	3	6	2	1	4	6	2	1	2	4	2	1	1	2	1	0	0	0	2	0	2	4	1	1	1	0	1	0	2	0	53
Number of LGAs with Dakar confirmed cases	0	0	4	2	0	4	3	0	0	0	0	0	1	1	0	1	0	0	0	0	0	0	0	0	0	0	0	0	0	0	0	16
Number with Blood samples collected in Nigeria	81	215	54	76	5	43	193	60	12	74	73	34	64	1	52	10	1	10	6	2	29	26	26	5	22	22	5	13	13	17	16	1260
Number of Presumptive Positives in Nigeria	1	5	17	12	5	24	15	1	1	2	2	1	1	1	2	2	0	0	0	1	0	0	1	1	0	0	0	0	1	0	0	96
Number with inconclusive results	0	1	0	1	0	0	0	0	0	1	2	1	0	0	0	0	0	0	0	1	0	2	3	0	1	1	0	0	0	2	0	16
Total number of samples sent to Dakar	1	6	17	13	5	24	15	1	1	3	4	2	1	1	2	2	0	0	0	2	0	2	4	1	1	1	0	1	0	2	0	112
Number positive cases from in Dakar	0	0	10	7	0	18	3	0	0	0	0	0	1	1	0	1	0	0	0	0	0	0	0	0	0	0	0	0	0	0	0	41
Total number negative in Dakar	1	6	7	6	5	6	12	1	1	3	4	2	0	0	2	1	0	0	0	2	0	2	4	1	1	1	0	1	0	2	0	71
Number awaiting result from Dakar	0			0	0		0	0	0	0	0	0	0	0	0	0	0	0	0	0	0				0	0	0		0	0	0	0
Number of deaths from all cases	0	1	4	16	0	25	0	0	0	0	0	0	0	0	0	0	0	0	0	0	0	0	0	0	0	0	0	0	0	0	0	46
Number of deaths among presumptive positives	0	0	4	1	0	8	0	0	0	0	0	0	0	0	0	0	0	0	0	0	0	0	0	0	0	0	0	0	0	0	0	13
Number of deaths from Dakar confirmed	0	0	3	0	0	8	0	0	0	0	0	0	0	0	0	0	0	0	0	0	0	0	0	0	0	0	0	0	0	0	0	11

**CFR for all cases = 3.2%: CFR for Dakar positive confirmed cases 26.8%**

**Table 2: Distribution of presumptive positive cases of YF in Nigeria Laboratories between 5<sup>th</sup>-11<sup>th</sup> March, 2018**

State	Number of positive cases	Percent
Zamfara	24	21.4
Kebbi	15	13.4
Kogi	17	15.2
Kwara	13	11.6
Borno	6	5.4
Plateau	5	4.5
Delta	4	3.6
Edo	4	3.6
Anambra	3	2.7
Rivers	2	1.8
Imo	2	1.8
Ondo	2	1.8
Katsina	2	1.8
Lagos	2	1.8
Niger	2	1.8
Abia	1	0.9
Enugu	1	0.9
Oyo	1	0.9
Nasarawa	1	0.9
Kano	1	0.9
Akwa Ibom	1	0.9
Ebonyi	1	0.9
Jigawa	1	0.9
FCT	1	0.9
<b>Total</b>	<b>112</b>	<b>100.0</b>



**Figure 1: Epidemic curve of suspected / confirmed cases of yellow fever in Nigeria 5<sup>th</sup>-11<sup>th</sup> March, 2018**

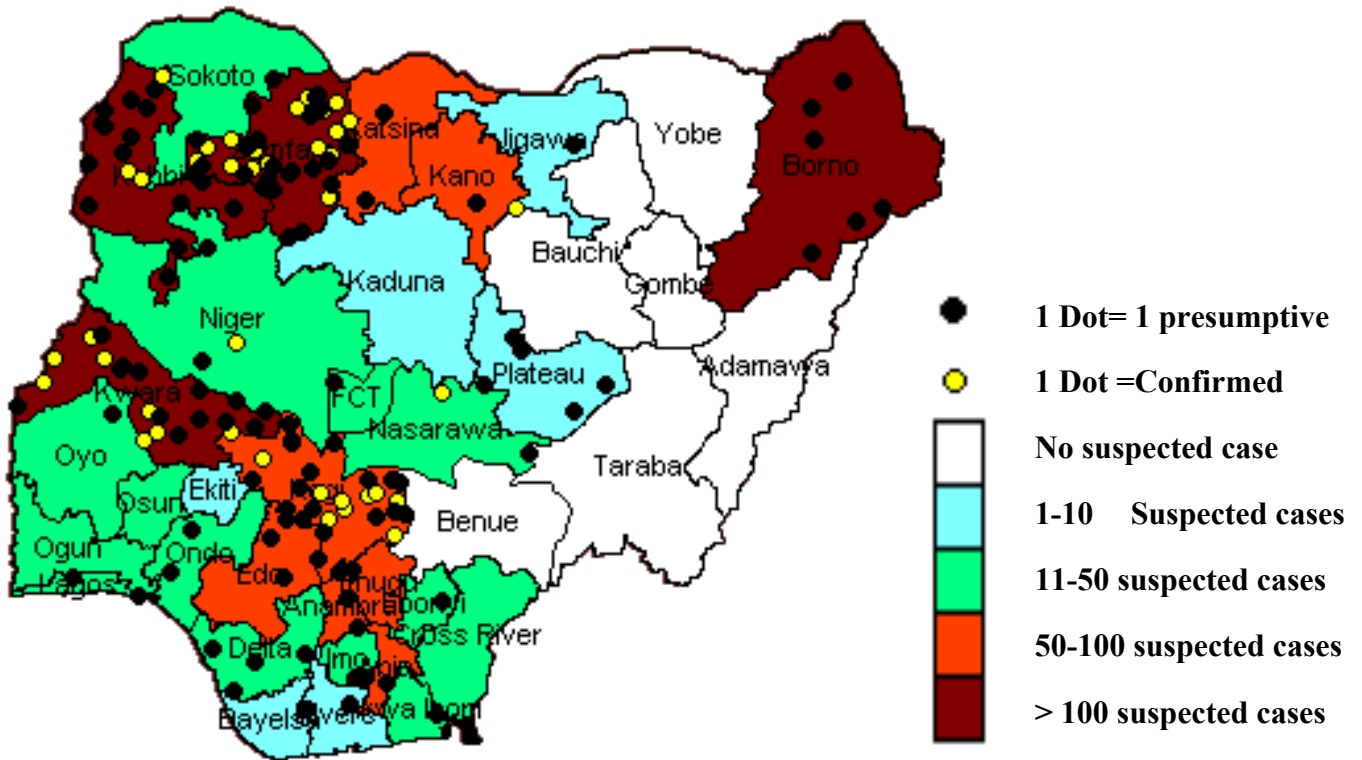


Figure 3: Map of Nigeria showing states with suspected/presumptive positive and confirmed cases of Yellow fever, 5<sup>th</sup>-11<sup>th</sup> March, 2018

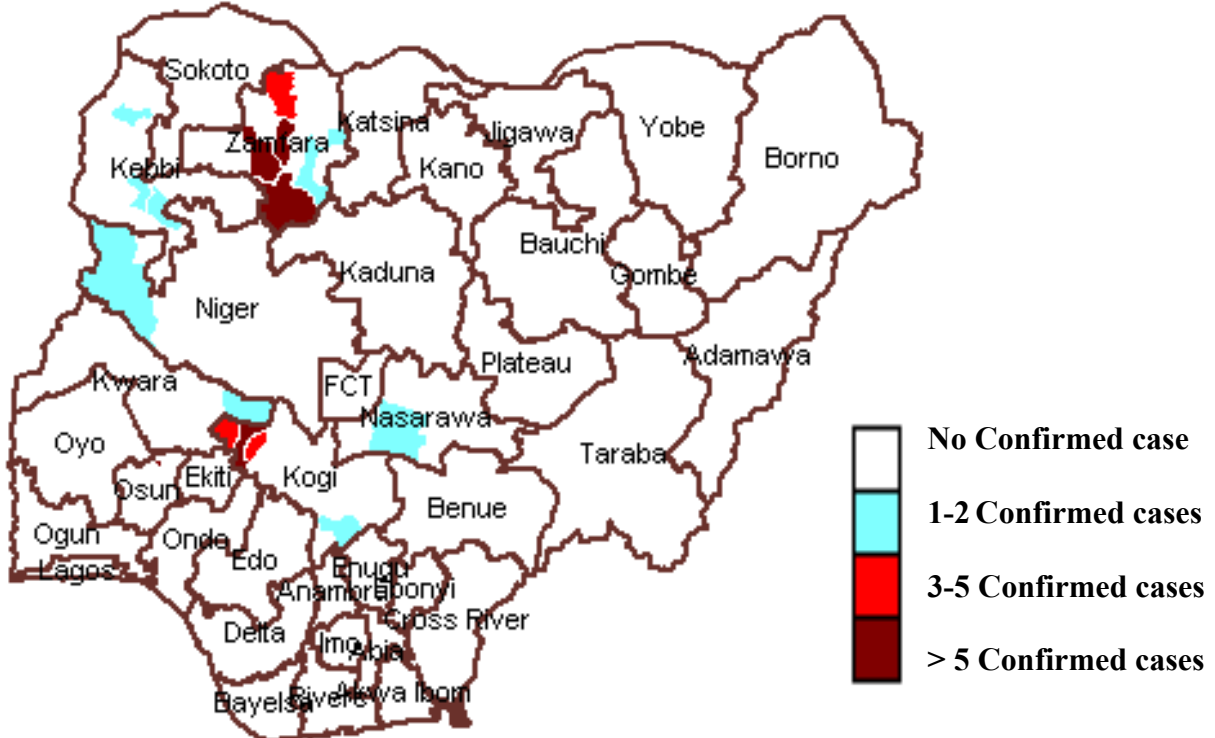


Figure 4: Map of Nigeria showing LGAs with confirmed cases of Yellow fever, 5<sup>th</sup>-11<sup>th</sup> March, 2018

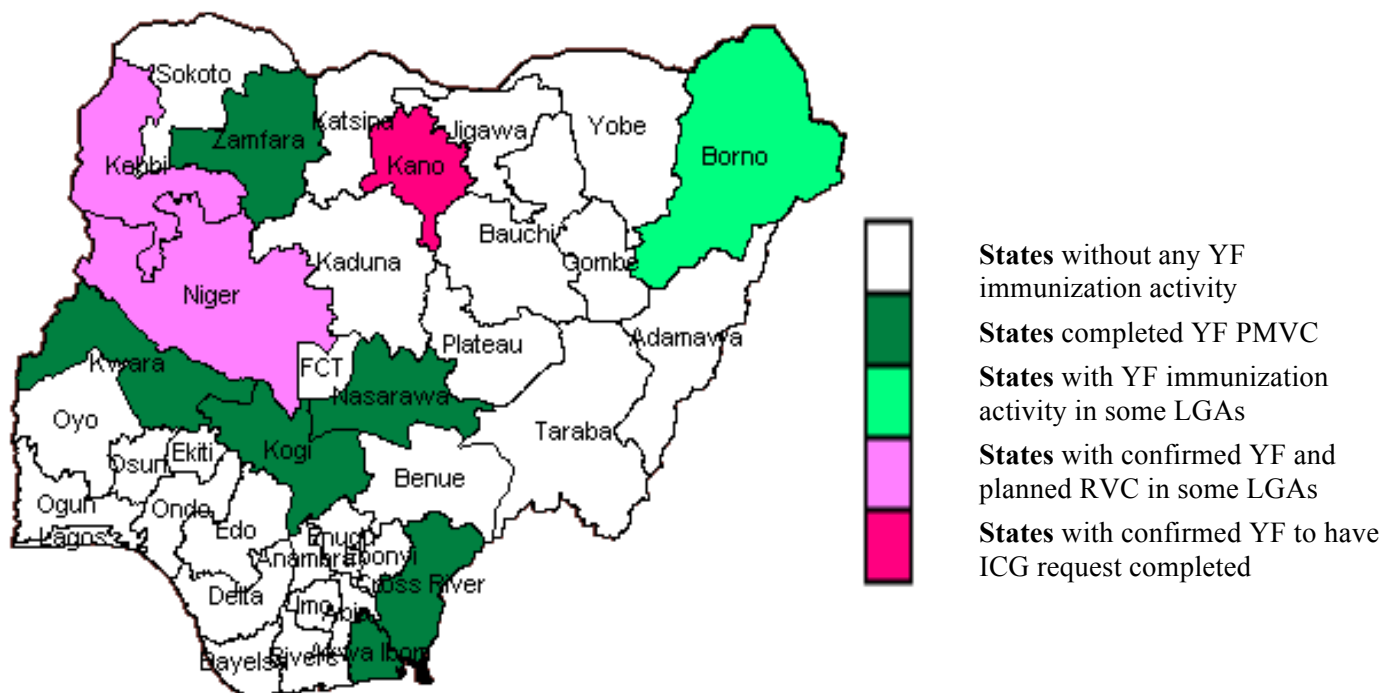


Figure 5: Map of Nigeria showing states that have received YF vaccination campaign as at, 5<sup>th</sup>-11<sup>th</sup> March, 2018