

# COVID-19 SITUATION REPORT

## SITUATION REPORT 104

Thursday, 11<sup>th</sup> June 2020



DATA AS REPORTED AND ACCURATE BY NCDC AS AT MIDNIGHT 11<sup>th</sup> JUNE 2020

### HIGHLIGHTS

- Six hundred and eighty-one (**681**) confirmed cases were reported in the last 24 hours from seventeen (**17**) states – Lagos (345), Rivers (51), Ogun (48), Gombe (47), Oyo (36), Imo (31), Delta (28), Kano (23), Bauchi (18), Edo (12), Katsina (12), Kaduna (9), Anambra (7), Jigawa (5), Ondo (4), Kebbi (4) and Nasarawa (1).
- No new state recorded a confirmed COVID-19 case in the last 24 hours. The total number of states including FCT that have reported at least one confirmed case in Nigeria is still **36** (35 states + FCT).
- One hundred and forty-three (**143**) cases were discharged in the last 24 hours in thirteen (**13**) states – Kano (34), Lagos (27), Jigawa (15), Delta (13), Anambra (10), Katsina (10), Rivers (9), Kaduna (8), Oyo (6), Edo (5), Bayelsa (3), Ondo (2) and Sokoto (1).
- Five (**5**) deaths were recorded in the last 24 hours in five (**5**) states – Gombe (1), Imo (1), Kebbi (1), Lagos (1) and Ondo (1)

### SITUATION UPDATES

Total (New in the last 24 hours)

SAMPLES TESTED

**88432 (3058)**

CONFIRMED CASES

**14554 (681)**

AFFECTED STATES INCLUDING FCT

**36 (0)**

DISCHARGED CASES

**4494 (143)**

CONFIRMED FATALITIES

**387 (5) – 3% CFR**

DEMOGRAPHICS

MALE – 9678 (66%)

FEMALE – 4876 (34%)

MOST AFFECTED AGE GROUP

31 - 40 (**24%**)

PERSONS OF INTEREST

**10150 (Total)**

**10075 (99.3% - Exceeded Follow Up)**

PROVENANCE

TRAVEL HISTORY – **289 (2%)**

CONTACTS – **3667 (25%)**

UNKNOWN EXPOSURE – **10598 (73%)**

GLOBAL UPDATES

TOTAL NUMBER OF CASES

**7,273,958 (413,372 deaths)**

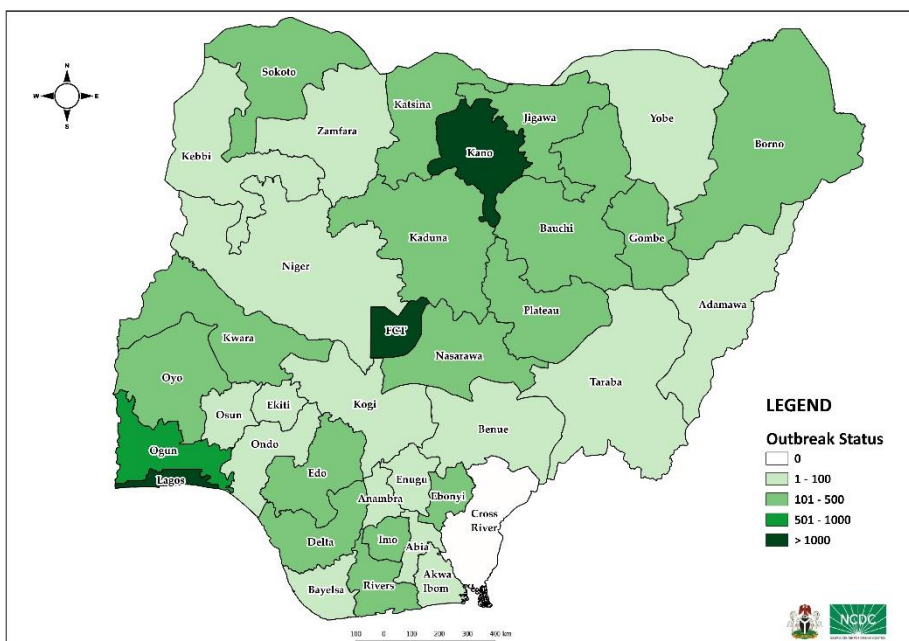
COUNTRIES & TERRITORIES AFFECTED\*

**213**

\*Excluding the 2 International Conveyances

### STATE OF THE NATION

Figure 1: Map of Nigeria showing 35 states and FCT affected by COVID-19



## GENERAL FACT SHEET – DATA AS AT 11<sup>TH</sup> JUNE 2020

Table 1: States with reported laboratory-confirmed COVID-19 cases, recoveries, deaths and days since last reported case

STATES	CONFIRMED CASES		DISCHARGED CASES		DEATHS		TOTAL ACTIVE CASES	DAYS SINCE LAST REPORTED CASE
	CUMULATIVE	NEW	CUMULATIVE	NEW	CUMULATIVE	NEW		
Lagos	6611	345	997	27	82	1	5532	0
FCT	1097	0	280	0	25	0	792	1
Kano	1048	23	556	34	50	0	442	0
Ogun	523	48	214	0	13	0	296	0
Edo	490	12	122	5	25	0	343	0
Rivers	454	51	188	9	22	0	244	0
Oyo	434	36	118	6	7	0	309	0
Katsina	411	12	219	10	21	0	171	0
Bauchi	392	18	230	0	10	0	152	0
Kaduna	392	9	241	8	10	0	141	0
Borno	381	0	205	0	26	0	150	2
Jigawa	314	5	171	15	5	0	138	0
Gombe	293	47	135	0	12	1	146	0
Delta	225	28	63	13	11	0	151	0
Ebonyi	152	0	70	0	0	0	82	2
Kwara	143	0	70	0	1	0	72	2
Plateau	130	0	99	0	3	0	28	1
Sokoto	129	0	103	1	14	0	12	4
Nasarawa	128	1	31	0	5	0	92	0
Imo	114	31	19	0	1	1	94	0
Abia	97	0	16	0	0	0	81	2
Zamfara	76	0	71	0	5	0	0	24
Ondo	54	4	32	2	9	1	13	0
Anambra	53	7	13	10	1	0	39	0
Yobe	52	0	25	0	7	0	20	13
Osun	50	0	40	0	4	0	6	2
Kebbi	47	4	29	0	5	1	13	0
Niger	46	0	26	0	1	0	19	2
Akwa Ibom	45	0	14	0	2	0	29	14
Adamawa	42	0	34	0	4	0	4	10
Enugu	35	0	14	0	1	0	20	1
Bayelsa	32	0	20	3	3	0	9	1
Ekiti	30	0	18	0	2	0	10	2
Taraba	18	0	10	0	0	0	8	22
Benue	13	0	1	0	0	0	12	8
Kogi	3	0	0	0	0	0	3	8
<b>TOTAL</b>	<b>14554</b>	<b>681</b>	<b>4494</b>	<b>143</b>	<b>387</b>	<b>5</b>	<b>9673</b>	

States including FCT are arranged in descending order by number of total confirmed cases

# SELECTED CHARTS

Figure 2: Daily Epidemic Curve of Confirmed Cases (WK9 – WK24)

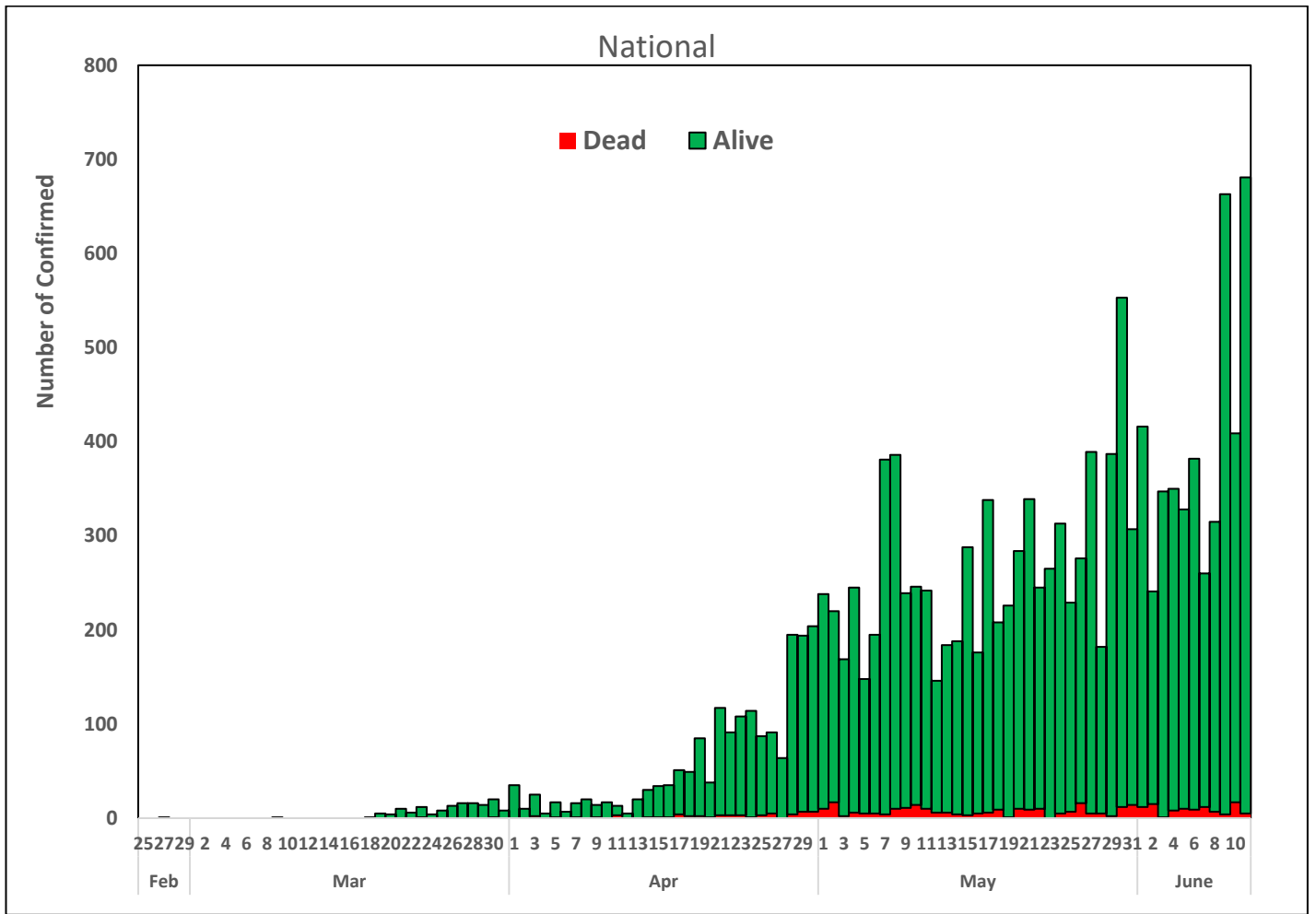
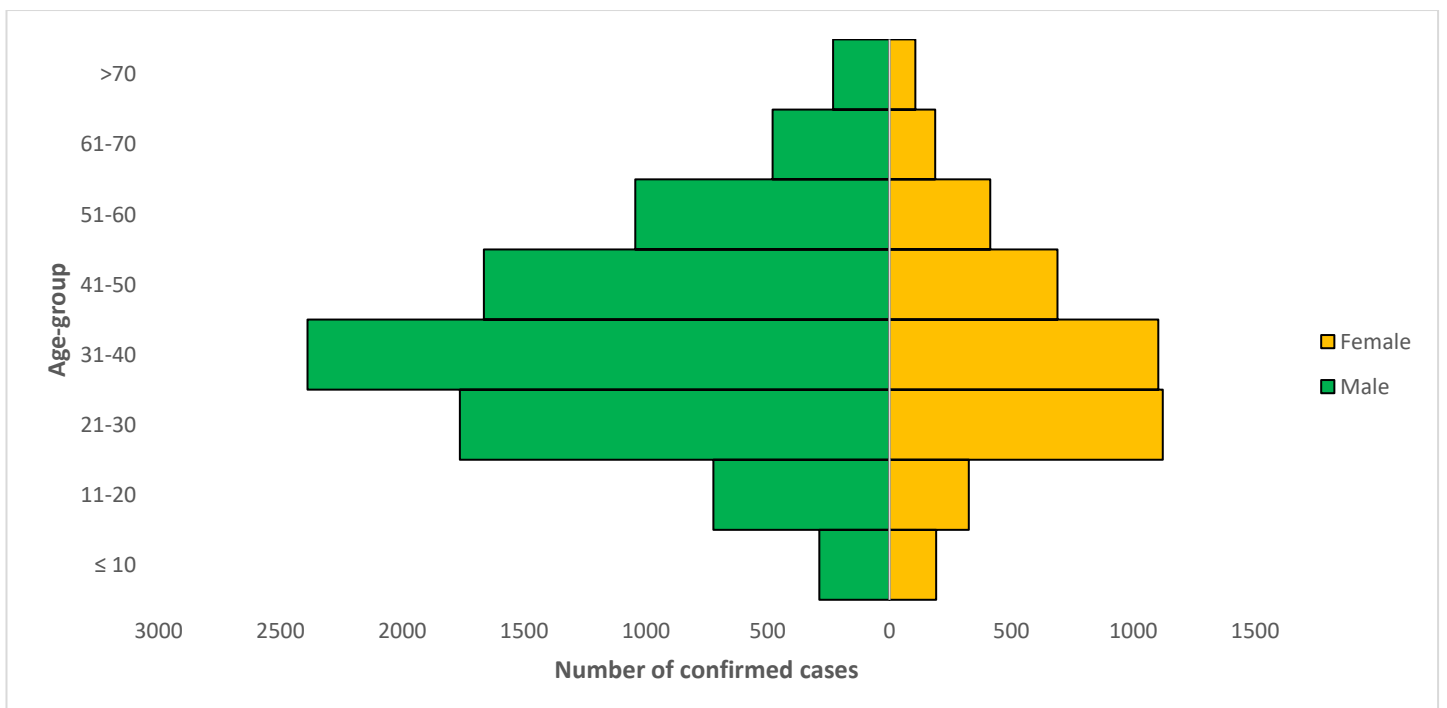


Figure 3: Age-Sex Distribution of Confirmed Cases (WK9 – WK24)



## PREPAREDNESS

Since the confirmation of the first case on 27<sup>th</sup> February 2020, the NCDC has released advisories and statements to help Nigerians and affected groups in particular to respond to the pandemic

- NCDC and the Department of Hospital Services (Federal Ministry of Health) have updated the [case management guidelines](#) (version 3) with reviewed changes such as the discharge criteria and medication being used for the treatment of cases
- Guidelines have been issued for the [safe transportation of remains of persons suspected or confirmed to have died of COVID-19](#)
- Information on diagnostics of the COVID-19 virus can be found in our [detailed FAQ document](#).
- To increase our testing capacity, NCDC has issued guidelines for the [integration of private labs](#).
- Guidelines for [businesses and employers](#) have been updated.
- NCDC has updated its [case definition](#) , [community case definition](#) and [case management guide](#).
- NCDC releases periodic [public health advisories](#) to Nigerians on the COVID-19 disease.
- To adhere to post-lockdown measures, NCDC has released an [advisory on the use of face masks](#), as well as information on the [Use of Cloth face masks](#) and [how to make your cloth face masks](#).
- NCDC has released guidelines for the [management of pregnant women and nursing mothers](#) during the pandemic.
- To address burials of loved ones who die from COVID-19, guidelines have been issued to advise on the [management of dead bodies](#).
- NCDC has released a [Self-Isolation and Quarantine Guide](#) and [Mandatory institutional guideline for returnees to Nigeria](#) to help those who are exposed to COVID-19 confirmed cases or returnees to Nigeria.
- For health centres managing cases, the following documents have been released- a guideline for the [Rational Use of Personal Protective Equipment in the care of COVID-19 cases](#).
- As part of plans to increase the testing capacity of the country, the NCDC published a [National Strategy to Scale Up Access to Coronavirus Disease Testing in Nigeria](#) document.
- The Presidential Task Force has published policies and announcements on COVID-19 [available on the website of the Presidency](#) – including presidential addresses, task force updates and information on livelihood and economic support.

## RESPONSE

On 28<sup>th</sup> February 2020, a multi-sectoral Emergency Operations Centre (EOC) was activated at Level 3 – the highest emergency level in Nigeria –led by NCDC in close coordination with the State Public Health EOCs (PHEOC).

- **Intensified tracking of daily sample collection by States for testing and resolve data discrepancies on SORMAS**
  - **Sensitisation workshop on COVID-19 IPC for Healthcare workers from Public and Private Hospitals in FCT**
  - **Supervision of IPC activities in Katsina State Internally Displaced Persons (IDP) camps and Treatment Centres (TCs) across the country**
  - **Three additional labs activated in Akwa Ibom, Jigawa and Oyo State**
  - **Ongoing optimisation of laboratories in Abia, Ekiti, Gombe, Kwara and Ondo States**
  - **Commenced planning for targeted community sensitisation activities in 20 high burden local Government Areas (LGAs)**
  - **New lab activated in Oyo State- Biorepository and Clinical Virology, University College Hospital (UCH) Ibadan**
  - **Ongoing daily monitoring of 305 returnees/evacuees, 268 from China and 37 from other countries in Abuja**
  - **Deployment of response supplies to all treatment centres, Teaching Hospitals, Federal Medical Centres and State Ministries of Health in the North East geopolitical zone**
  - **Ongoing review of strategy for community engagement with all stakeholders and partners**
- All education materials can be found via [www.covid19.ncdc.gov.ng](http://www.covid19.ncdc.gov.ng)