

Lassa fever Situation Report

Epi Week 15: 11 – 17 April, 2022

Key Points

Table 1: Summary of current week (15), cumulative from Epi week 1–15, 2022 and comparison with previous year (2021)

Reporting Period	Suspected cases	Confirmed cases	Probable cases	Deaths (Confirmed cases)	Case Fatality Ratio (CFR)	States and LGAs affected (Confirmed cases)
Current week (week 15)	164	18	0	1	5.6%	State(s): 7 LGA(s): 12
2022 Cumulative (week 15)	4127	733	31	139	19.0%	State(s): 23 LGA(s): 94
2021 Cumulative (week 15)	1592	247	3	50	20.2%	State(s): 14 LGA(s): 52

Highlights

- In week 15, the number of new confirmed cases decreased from 24 in week 14, 2022 to 18 cases. These were reported from Ondo, Edo, Bauchi, Taraba, Nasarawa, Benue and Kogi States (Table 3)
- Cumulatively from week 1 to week 15, 2022, 139 deaths have been reported with a case fatality rate (CFR) of 19.0% which is lower than the CFR for the same period in 2021 (20.2%)
- In total for 2022, 23 States have recorded at least one confirmed case across 94 Local Government Areas (Figure 2 and 3)
- Of all confirmed cases, 68% are from Ondo (28%), Edo (24%) and Bauchi (16%) States.
- The predominant age-group affected is 21-30 years (Range: 1 to 80 years, Median Age: 30 years). The male to female ratio for confirmed cases is 1:0.8 (Figure 4)
- The number of suspected cases has increased compared to that reported for the same period in 2021
- No new Healthcare worker affected in the reporting week 15
- National Lassa fever multi-partner, multi-sectoral Emergency Coordination Centre (EOC) activated to coordinate response activities at all levels

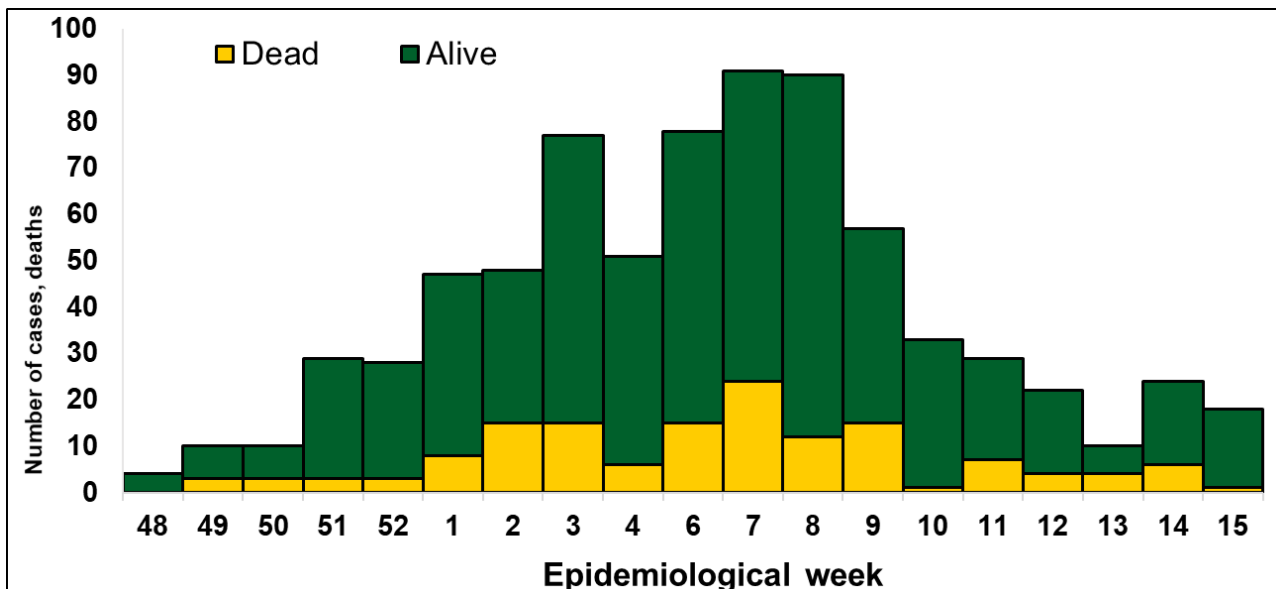


Figure 1. Epidemic curve of confirmed Lassa fever cases epidemiological week 15, 2022

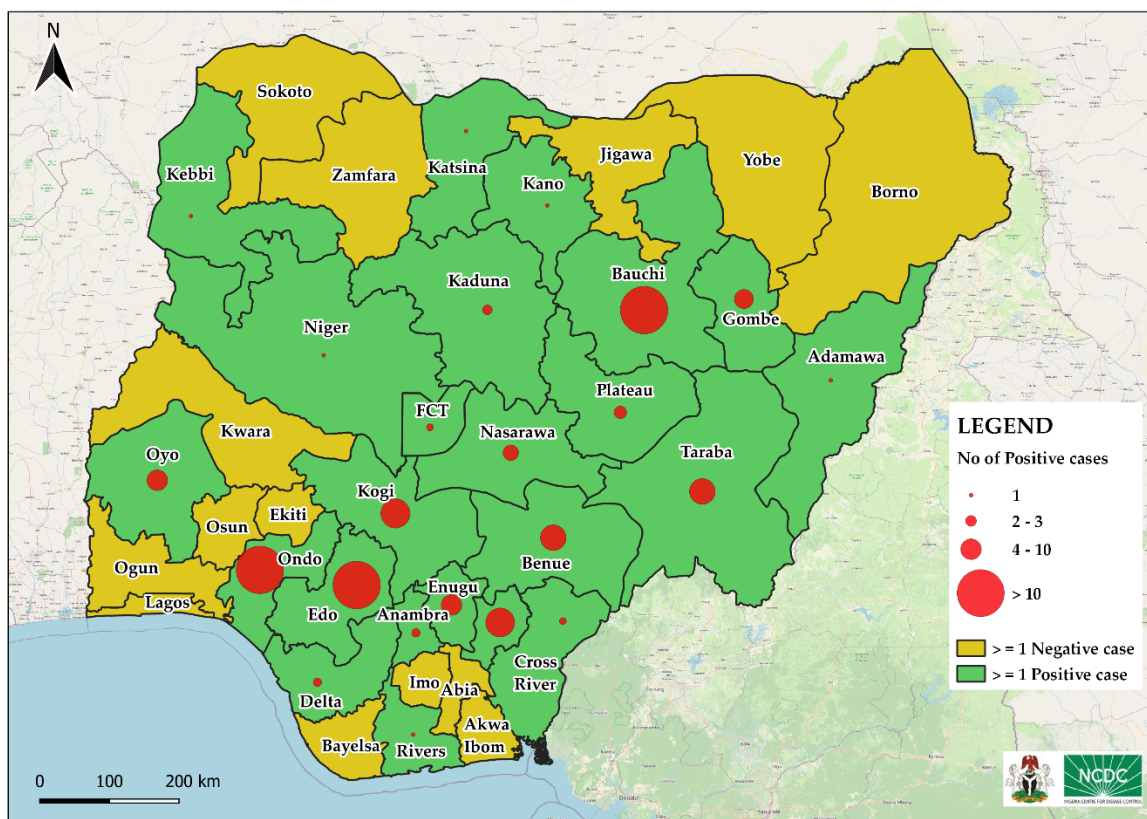


Figure 2. Confirmed Lassa fever cases by States in Nigeria, week 15, 2022

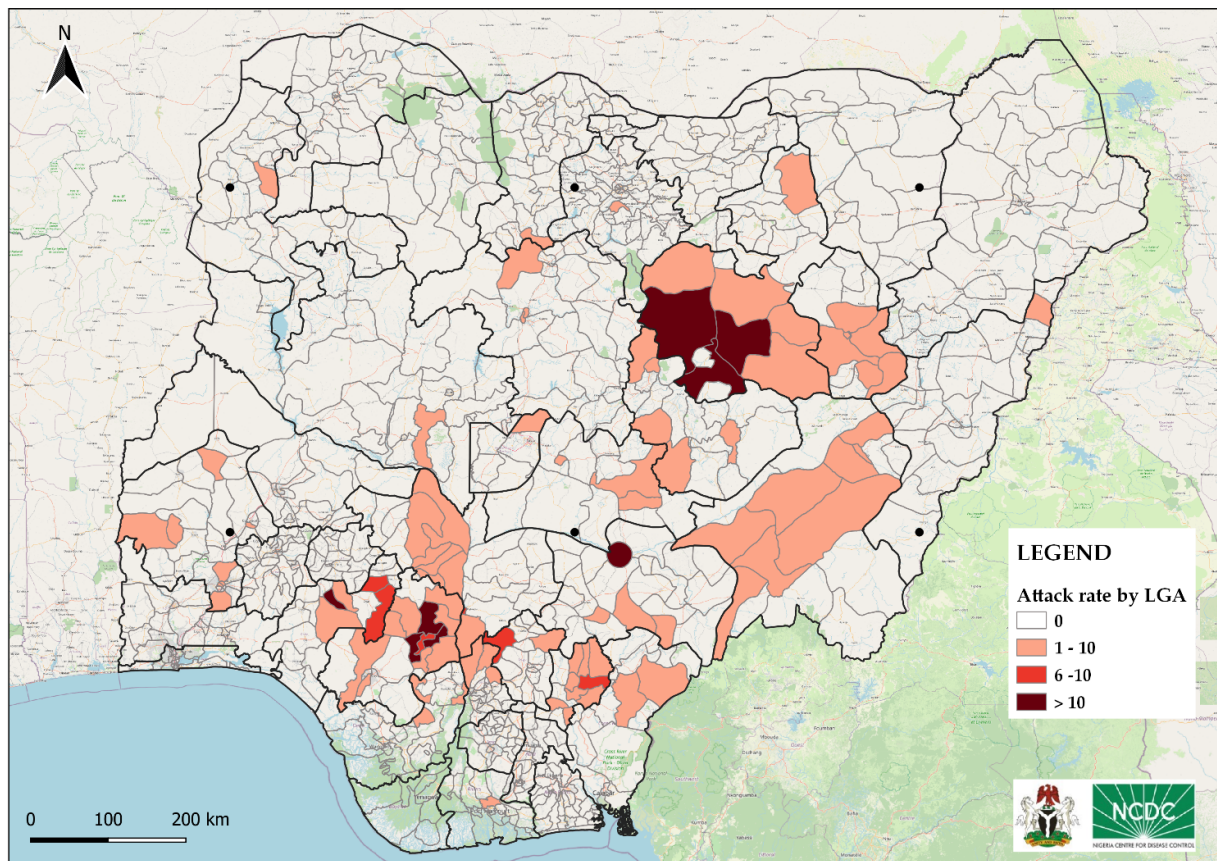


Figure 3. Confirmed Lassa fever rate per 100,000 population for LGAs in Nigeria, week 15, 2022

Table 2: Key indicators for current week 2022 and trend compared to previous week, Nigeria

Indicator	Number for current week	Trend from previous week	Cumulative number for 2022
Probable cases	0	↔ ↔	31
Health Care Worker affected	0	↔ ↔	51
Cases managed at the treatment centres	18	↔	698
Contact tracing			
Cumulative contact listed	0	↔	2851
Contacts under follow up	809	↔	809
Contacts completed follow up	55	↔	1984
Symptomatic contacts	0	↔ ↔	97
Positive contacts	0	↔ ↔	47
Contacts lost to follow up	0	↔ ↔	11

Key

- ↑ Increase
- ↓ Decrease
- ↔ No difference

Table 3. Weekly and Cumulative number of suspected and confirmed cases for 2022

	States	Current week: (Week 15)						Cumulative (Week 1 - 15)				
		Cases				Deaths		Cases				Deaths
		Suspected	Confirmed	Trend	Probable	HCW *	(Confirmed Cases)	Suspected	Confirmed	Probable	HCW *	(Confirmed Cases)
1	Ondo	25	6				1	692	206		9	36
2	Edo	81	5					1311	177		3	24
3	Bauchi	27	2	▼				688	114		26	12
4	Kogi	3	1					107	40			7
5	Ebonyi	5		▼				195	39	1	3	18
6	Benue	2	1	▲				216	31	2	3	8
7	Taraba	3	2	▲				85	31	2		14
8	Oyo	4						93	20	14	4	4
9	Enugu							85	20			2
10	Gombe	5		▼				118	17	8	2	7
11	Nasarawa	3	1	▲				79	11			
12	Plateau	2						40	7			
13	Kaduna							81	4	3	1	3
14	Anambra							21	3			1
15	Delta	1						49	3			
16	FCT	1						46	2			
17	Cross River							8	2			1
18	Adamawa							12	1			
19	Niger							10	1			
20	Kebbi							5	1			
21	Kano							34	1			1
22	Katsina							17	1			1
23	Rivers							5	1			
24	Zamfara							3				
25	Sokoto							1				
26	Akwa Ibom	1						3				
27	Osun							6		1		
28	Yobe							26				
29	Imo							14				
30	Ekiti							2				
31	Abia	1						16				
32	Borno							9				
33	Bayelsa							5				
34	Jigawa							7				
35	Ogun							9				
36	Kwara							10				
37	Lagos							16				
	Total	164	18	▼	0	0	1	4124	733	31	51	139

Key	
▼	Decrease
▲	Increase

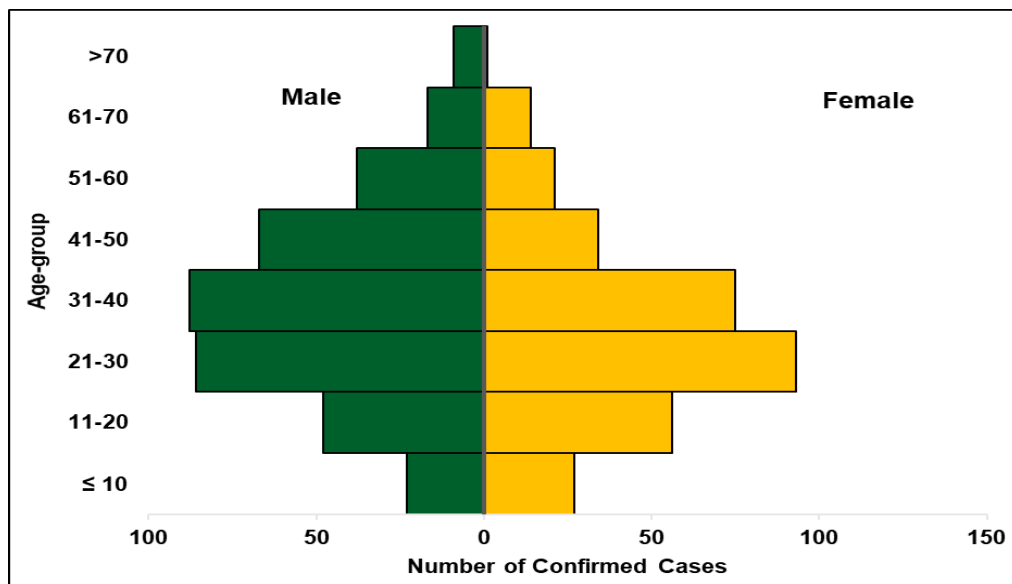


Figure 4. Age and sex pyramid showing number of confirmed Lassa fever cases for 2022

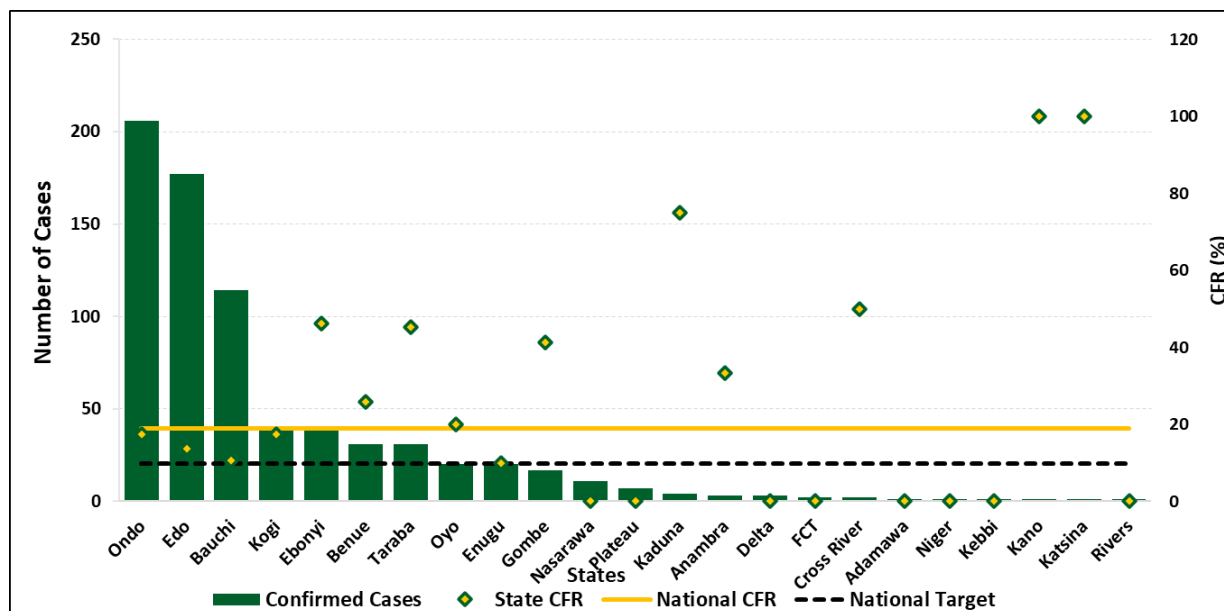


Figure 5: Number of confirmed cases with case fatality rate (CFR) by state week 15, 2022

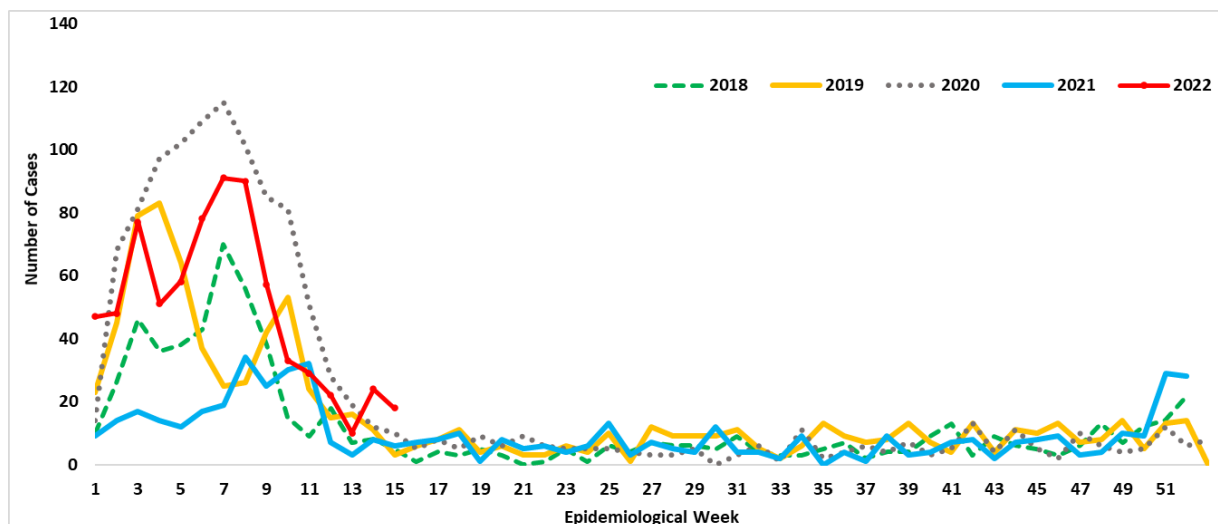


Figure 6: Trend of confirmed cases by epidemiological week, 2018– 2022, Nigeria

Response activities

- Lassa fever alert letters sent to States
- The National Emergency Operations Centre response mode Level 2 activated for effective multi-sectoral, multi-disciplinary coordination of 2022 Lassa fever outbreak response
- Lassa fever preparedness assessment carried out for 36 States and FCT
- State Public Health Emergency Operations Centre activated in affected States
- The Eight Lassa fever molecular laboratories in the NCDC network are working full capacity to ensure that all samples are tested, and results provided within the shortest turnaround time
- Confirmed cases are treated at identified treatment centres across the states
- Dissemination of reviewed case management and safe burial practices guidelines
- Dissemination of reviewed IPC guideline and health facility IPC advisory
- In-depth investigation in to Health care workers infection
- Risk communications and community engagement activities have been scaled up across states using television, radio, print, social media and other strategies
- Implementation of Lassa fever Environmental response campaign in high burden states by Federal Ministry of Environment
- Distribution of medical response commodities to states and treatment centre
- Engagement of adhoc data clerks to upload case management data on SORMAS
- Deployment of National Rapid Respond Teams (NRRT) deployment to Nasarawa, FCT, Edo, Ondo, Bauchi, Ebonyi, Oyo, Taraba, and Benue
- Coordinated sub-national Lassa fever surveillance and response intensive workshop

Notes on this report

Data Source

Information for this disease was case based data retrieved from the National Lassa fever Emergency Operations Centre.

Case definitions

- **Suspected case:** any individual presenting with one or more of the following: malaise, fever, headache, sore throat, cough, nausea, vomiting, diarrhoea, myalgia, chest pain, hearing loss and either a. History of contact with excreta or urine of rodents b. History of contact with a probable or confirmed Lassa fever case within a period of 21 days of onset of symptoms OR Any person with inexplicable bleeding/hemorrhagia.
- **Confirmed case:** any suspected case with laboratory confirmation (positive IgM antibody, PCR or virus isolation)
- **Probable case:** any suspected case (see definition above) who died or absconded without collection of specimen for laboratory testing
- **Contact:** Anyone who has been exposed to an infected person, or to an infected person's secretions, excretions, or tissues within three weeks of last contact with a confirmed or probable case of Lassa fever

Calculations

- Case Fatality Rate (CFR) for this disease is reported for confirmed cases only

VIRAL HAEMORRHAGIC FEVER QUICK REFERENCE GUIDE

For social mobilization https://ncdc.gov.ng/themes/common/docs/vhfs/83_1517222929.pdf

For LGA Rapid Response Team https://ncdc.gov.ng/themes/common/docs/vhfs/82_1517222811.pdf

Healthcare worker laboratory https://ncdc.gov.ng/themes/common/docs/vhfs/81_1517222763.pdf

For healthcare workers https://ncdc.gov.ng/themes/common/docs/vhfs/80_1517222586.pdf

For community informant https://ncdc.gov.ng/themes/common/docs/vhfs/79_1517222512.pdf

NATIONAL GUIDELINES FOR LASSA FEVER CASE MANAGEMENT

https://ncdc.gov.ng/themes/common/docs/protocols/92_1547068532.pdf

VIRAL HAEMORRHAGIC FEVER AND RESPONSE PLAN

https://ncdc.gov.ng/themes/common/docs/protocols/24_1502192155.pdf

NATIONAL GUIDELINE FOR INFECTION, PREVENTION AND CONTROL FOR VIRAL HAEMORRHAGIC FEVER

https://ncdc.gov.ng/themes/common/docs/protocols/24_1502192155.pdf

INFORMATION RESOURCE

Nigeria Centre for Disease Control: www.ncdc.gov.ng

Disclaimer – The information contained in this document is confidential, privileged and only for the intended recipient and may not be used, published or redistributed to the public. A redacted version is available on <http://ncdc.gov.ng/diseases/sitreps>