


YELLOW FEVER SITUATION REPORT

Report of Yellow fever Cases in 14 States

Serial Number 009: Epi-Week 3 (as at 22nd January 2021)



HIGHLIGHTS

- The Nigeria Centre for Disease Control (NCDC) is currently responding to reports of yellow fever cases in 14 states - Akwa Ibom, Bauchi, Benue, Borno, Delta, Ebonyi, Enugu, Gombe, Imo, Kogi, Osun, Oyo, Plateau and Taraba States

From the 14 States

- In the last three weeks (weeks 1 – 3, 2021)
 - Nineteen new confirmed cases were reported from Institut Pasteur (IP) Dakar across three states from 9 Local government Areas (LGAs), Delta-10 [Ika North East (8), Ika South (1), Aniocha South (1)], Enugu-8 [Enugu East (1), Igbo Eze North (2), Isi-Uzo (2), Nsukka (2), Nkanu West (1) and Oyo -1 (Ibarapa North (1))]
 - No new state and LGA reported confirmed cases
 - No new death was recorded among confirmed cases
- Cumulatively from epi-week 24, 2020 – epi-week 3, 2021
 - A total of 157 confirmed cases have been reported from 33 LGAs across 14 States [**Delta-63** Ika North-East (48), Aniocha-South(6), Ika South (4), Oshimili South (2), Oshimili North(1), Ukwuani(1), Ndokwa West (1)], [**Enugu-53** Enugu East (4), Enugu North (1), Igbo-Etiti (6), Igbo-Eze North(13), Isi-Uzo (15), Nkanu West (3) Nsukka(8), Udenu (3)], [**Benue-13** (Ogbadibo (12), Okpokwu (1))], [**Bauchi-9** Ganjuwa (8), Darazo (1)], [**Borno-6** Gwoza(1), Hawul (1), Jere (2), Shani (1), Maiduguri (1)], [**Ebonyi-3** Ohaukwu (3)], [**Oyo-3**], Ibarapa North East (1), Ibarapa North (2)], [**Gombe-1** Akko (1)], [**Imo 1** Owerri North(1)], [**Kogi-1** Lokoja (1)], [**Plateau-1** Langtang North (1)], [**Taraba-1** Jalingo (1)], [**Akwa Ibom-1** Uyo(1)] and [**Osun-1** Ilesha East (1)]. (*See table 1*)
 - Four states [Delta (59), Enugu (55), Benue (13) and Bauchi (9)] account for 89% of all confirmed cases
 - A total of 17 deaths were recorded among confirmed cases with a CFR of 11% from Enugu (9), Delta (6), Bauchi (1) and Ebonyi (1). (*See table 1 and figure 1*)
- The NCDC is coordinating response activities through the national YF Emergency Operations Centre (EOC), in collaboration with states and partners
- YF reactive vaccination campaign completed in 2 states in 11 LGAs [Enugu (9) and Ebonyi (2)] LGAs
- Preventive mass vaccination campaigns (PMVC) have been concluded in all LGAs in Benue, Oyo, Ondo and Delta States. Bauchi State Bauchi commenced PMVC implement on 18 January 2021

Cumulatively across Nigeria, Epi-Week 01 2020 – Epi-Week 03 2021

- A total of 3,469 suspected cases have been reported from 503 (65%) LGAs across all states and FCT
- A total of 165 confirmed cases, [Nigeria PCR (70), IP Dakar (95)] have been recorded across 40 LGAs
- Laboratory results in-country: 70 confirmed (PCR); 167 presumptive positive; 13 Inconclusive; 1,569 Negative
- Laboratory results from IP Dakar: Of the 180 (167 presumptive and 13 inconclusive) samples sent to IP Dakar, 95 (52.8%) were confirmed, 23 (13.0%) Negative and 63 (35.0%) pending
- The 165 confirmed cases were reported from 40 LGAs across 16 states from
 - Delta (63); Enugu (53); Benue (13); Bauchi (9); Borno (6), Edo (5); Oyo (4), Ebonyi (3); Akwa Ibom (1), Ekiti (1); Gombe (1), Imo (1) Kogi (1); Osun (1), Plateau (1) and Taraba (1)
- Seventeen deaths (CFR: 10.3%) were reported among confirmed cases across four states [Enugu (9), Delta (6), Bauchi (1), and Ebonyi (1)]



Table 1: Summary of cases of yellow fever in Bauchi, Benue, Delta, Ebonyi and Enugu States, epi-week 24, 2020 – epi-week 3, 2021

State	# Suspected Cases	# Cases with Blood Sample Collected (%)	Confirmed Cases		Deaths	
			Confirmed Cases (PCR NG)	Confirmed Cases (IP Dakar)	# Deaths among Confirmed Cases (CFR)	# Deaths among All Cases (CFR)
Akwa Ibom	13	13 (100%)	0	1	0	0
Essien Udim	2	2 (100%)	0	0	0	0
Ikono	1	1 (100%)	0	0	0	0
Ikot Abasi	2	2 (100%)	0	0	0	0
Ikot Ekpene	1	1 (100%)	0	0	0	0
Itu	1	1 (100%)	0	0	0	0
Mkpat Enin	1	1 (100%)	0	0	0	0
Ukanafun	1	1 (100%)	0	0	0	0
Uruan	1	1 (100%)	0	0	0	0
Uyo	3	3 (100%)	0	1	0	0
Bauchi	195	175 (90%)	8	1	1 (11%)	25 (13%)
Alkaleri	2	1 (100%)	0	0	0	0
Bauchi	2	2 (100%)	0	0	0	0
Darazo	1	1 (100%)	1	0	0	0
Ganjuwa	177	159 (90%)	7	1	1 (13%)	25 (14%)
Jama'are	6	6 (100%)	0	0	0	0
Ningi	4	4 (100%)	0	0	0	0
Tafawa-balewa	1	1 (100%)	0	0	0	0
Toro	1	1 (100%)	0	0	0	0
Warji	1	1 (100%)	0	0	0	0
Benue	177	65 (41%)	11	2	0	49 (28%)
Makurdi	2	2 (100%)	0	0	0	0
Obi	1	1 (100%)	0	0	0	0
Ogbadibo	144	50 (33%)	11	1	0	49 (35%)
Oju	1	1 (100%)	0	0	0	0
Okpokwu	27	27 (100%)	0	1	0	0
Ushongo	1	1 (100%)	0	0	0	0
Ado	1	1 (100%)	0	0	0	0
Borno	72	22 (30%)	2	4	0	0
Gwoza	10	2 (20%)	1	0	0	0
Chibok	3	1 (33%)	0	0	0	0
Bayo	4	4 (100%)	0	0	0	0
Gubio	7	4 (57%)	0	0	0	0
Shani	4	2 (50%)	1	0	0	0
Biu	4	4 (100%)	0	0	0	0
Bama	1	1 (100%)	0	0	0	0
Askira/Uba	1	1 (100%)	0	0	0	0
Jere	9	3 (33%)	0	2	0	0
Konduga	6	3 (50%)	0	0	0	0
Maiduguri	2	1 (50%)	0	1	0	0
Hawul	2	0 (0%)	0	1	0	0
Ngala	1	0 (0%)	0	0	0	0
Dambo	5	1 (20%)	0	0	0	0
Mobbar	3	1 (33%)	0	0	0	0
Magumeri	3	1 (33%)	0	0	0	0
Monguno	1	0 (0%)	0	0	0	0
Nganzai	2	1 (50%)	0	0	0	0
Kala/Balge	2	1 (50%)	0	0	0	0
Mafa	2	2 (100%)	0	0	0	0
Delta	259	249 (96%)	17	46	6 (9%)	59 (23%)
Aniocha North	2	2 (100%)	0	0	0	1 (50%)
Ika North East	210	210 (100%)	8	40	5 (10%)	54 (26%)
Isoko North	2	2 (100%)	0	0	0	0

Ughelli North	2	2 (100%)	0	0	0	0
Warri North	1	1 (100%)	0	0	0	0
IKA SOUTH	18	18 (100%)	1	3	1 (33%)	4 (24%)
Oshimili North	2	2 (100%)	1	0	0	0
Oshimili South	4	4 (100%)	1	1	0	0
Aniocha South	13	2 (100%)	4	2	0	0
Ukwuani	2	2 (100%)	1	0	0	0
Ndakwa West	3	3 (100%)	1	0	0	0
Ebonyi	40	4 (10%)	1	2	1 (33%)	10 (25%)
Ohaukwu	17	3 (18%)	1	2	1 (33%)	0
Afikpo South	1	0 (0%)	0	0	0	0
Ikwo	2	0 (0%)	0	0	0	0
Ebonyi	3	1 (33%)	0	0	0	1 (33%)
Afikpo North	4	0 (0%)	0	0	0	0
Onicha	1	0 (0%)	0	0	0	0
Ishielu	1	0 (0%)	0	0	0	0
Ezza North	1	0 (0%)	0	0	0	0
Izzi	7	0 (0%)	0	0	0	0
Ezza South	2	0 (0%)	0	0	0	9 (53%)
Abakaliki	1	0 (0%)	0	0	0	0
Enugu	588	308 (52%)	30	23	9 (17%)	151 (26%)
Enugu East	12	8 (67%)	1	3	1 (33%)	1 (8%)
Enugu North	3	1 (33%)	1	0	0	0
IGBO ETITI	19	16 (84%)	5	1	1 (17%)	7 (37%)
Igbo-Eze North	205	46 (22%)	9	4	4 (29%)	105 (52%)
Igbo-Eze SOUTH	12	4 (33%)	0	0	0	0
Isi-Uzo	56	51 (91%)	5	10	1 (6%)	20 (36%)
Nkanu East	49	47 (97%)	0	0	0	15 (31%)
Nkanu West	5	3 (60%)	2	1	0	0
Nsukka	217	126 (58%)	4	4	1 (13%)	1 (0.5%)
ORJI RIVER	1	0 (0%)	0	0	0	0
Udenu	5	5 (100%)	3	0	1 (33%)	1 (20%)
UDI	1	0 (0%)	0	0	0	0
Uzo-Uwani	2	1 (50%)	0	0	0	1 (50%)
Gombe	7	7 (100%)	0	1	0	0 (0%)
Dukku	1	1 (100%)	0	1	0	0
Gombe	4	4 (100%)	0	0	0	0
Yamaltu/Deba	3	3 (100%)	0	0	0	0
Imo	7	7	0	1	0	0
Owerri North	7	7(100%)	0	1	0	0
Kogi	12	3 (25%)	1	0	0	0
Lokoja	1	1 (100%)	1	0	0	0
Olamaboro	11	2 (18%)	0	0	0	0
Osun	46	2 (4%)	0	1	0	0
Ilesha East	5	1 (100%)	0	1	0	0
Orolu	4	0 (0%)	0	0	0	0
Boluwaduro	4	0 (0%)	0	0	0	0
Irewole	4	0 (0%)	0	0	0	0
Oriade	3	0 (0%)	0	0	0	0
Egbedore	3	0 (0%)	0	0	0	0
Osogbo	3	0 (0%)	0	0	0	0
Ilesha West	1	0 (0%)	0	0	0	0
Ejigbo	3	0 (0%)	0	0	0	0
Ife East	1	0 (0%)	0	0	0	0
Ife South	2	0 (0%)	0	0	0	0
Aiyedire	4	1 (25%)	0	0	0	0
Aiyedade	1	0 (0%)	0	0	0	0
Atakunmosa East	2	0 (0%)	0	0	0	0
Olorunda	2	0 (0%)	0	0	0	0
Ife Central	1	0 (0%)	0	0	0	0

Ede North	1	0 (0%)	0	0	0	0
Ede South	2	0 (0%)	0	0	0	0
Oyo	53	53 (100%)	0	3	0	2 (4%)
Akinyele	1	1 (100%)	0	0	0	0
Atiba	4	4 (100%)	0	0	0	0
Egbeda	2	2 (100%)	0	0	0	0
Ibadan North	1	1 (100%)	0	0	0	0
Ibadan North East	4	4 (100%)	0	1	0	0
Ibadan North West	2	2 (100%)	0	0	0	0
Ibarapa East	2	2 (100%)	0	0	0	0
Ibarapa North	8	8 (100%)	0	2	0	0
Ido	2	2 (100%)	0	0	0	0
Iseyin	1	1 (100%)	0	0	0	0
Itesiwaju	5	5 (100%)	0	0	0	0
Iwajowa	1	1 (100%)	0	0	0	0
Lagelu	1	1 (100%)	0	0	0	0
Ogbomosho North	2	2 (100%)	0	0	0	2 (100%)
Ogbomosho South	2	2 (100%)	0	0	0	0
Ogo Oluwa	1	1 (100%)	0	0	0	0
Olorunsogo	2	2 (100%)	0	0	0	0
Oluyole	1	1 (100%)	0	0	0	0
Ona Ara	2	2 (100%)	0	0	0	0
Orelope	2	2 (100%)	0	0	0	0
Oyo West	1	1 (100%)	0	0	0	0
Saki East	1	1 (100%)	0	0	0	0
Surulere	5	5 (100%)	0	0	0	0
Plateau	17	17 (100%)	0	1	0	0
Bokkos	2	2 (100%)	0	0	0	0
Jos East	2	2 (100%)	0	0	0	0
Jos North	3	3 (100%)	0	0	0	0
Kanke	2	2 (100%)	0	0	0	0
Langtang North	2	2 (100%)	0	1	0	0
Langtang South	1	1 (100%)	0	0	0	0
Mikang	1	1 (100%)	0	0	0	0
Riyom	2	2 (100%)	0	0	0	0
Wase	2	2 (100%)	0	0	0	0
Taraba	16	16 (100%)	0	1	0	0
Ardo-Kola	4	4 (100%)	0	0	0	0
Donga	3	3 (100%)	0	0	0	0
Gashaka	1	1 (100%)	0	0	0	0
Gassol	1	1 (100%)	0	0	0	0
Jalingo	2	2 (100%)	0	1	0	0
Karim-Lamido	2	2 (100%)	0	0	0	0
Sardauna	1	1 (100%)	0	0	0	0
Takum	2	2 (100%)	0	0	0	0
TOTAL	1496	941 (62%)	70	87	17 (11%)	296 (20%)

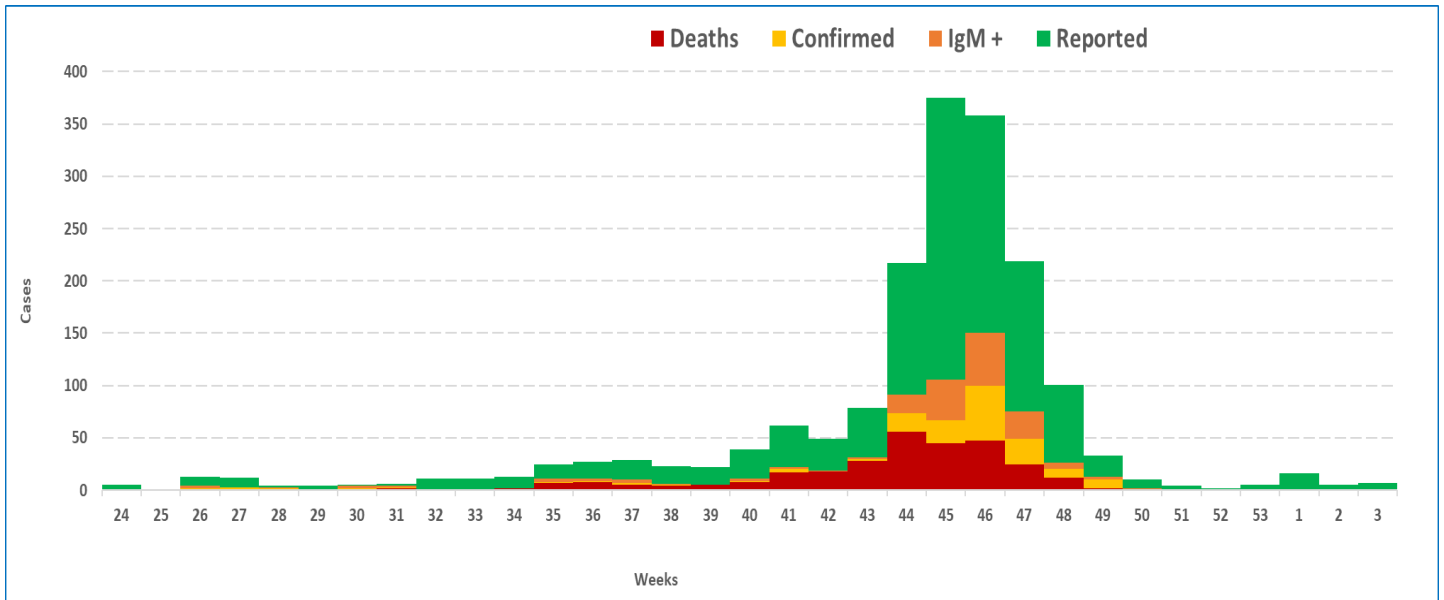


Figure 1: Epicurve of YF cases in Akwa Ibom, Bauchi, Benue, Borno, Delta, Ebonyi, Enugu, Gombe, Imo, Kogi, Osun, Oyo, Plateau and Taraba States, epi-week 24, 2020 – epi-week 3, 2021

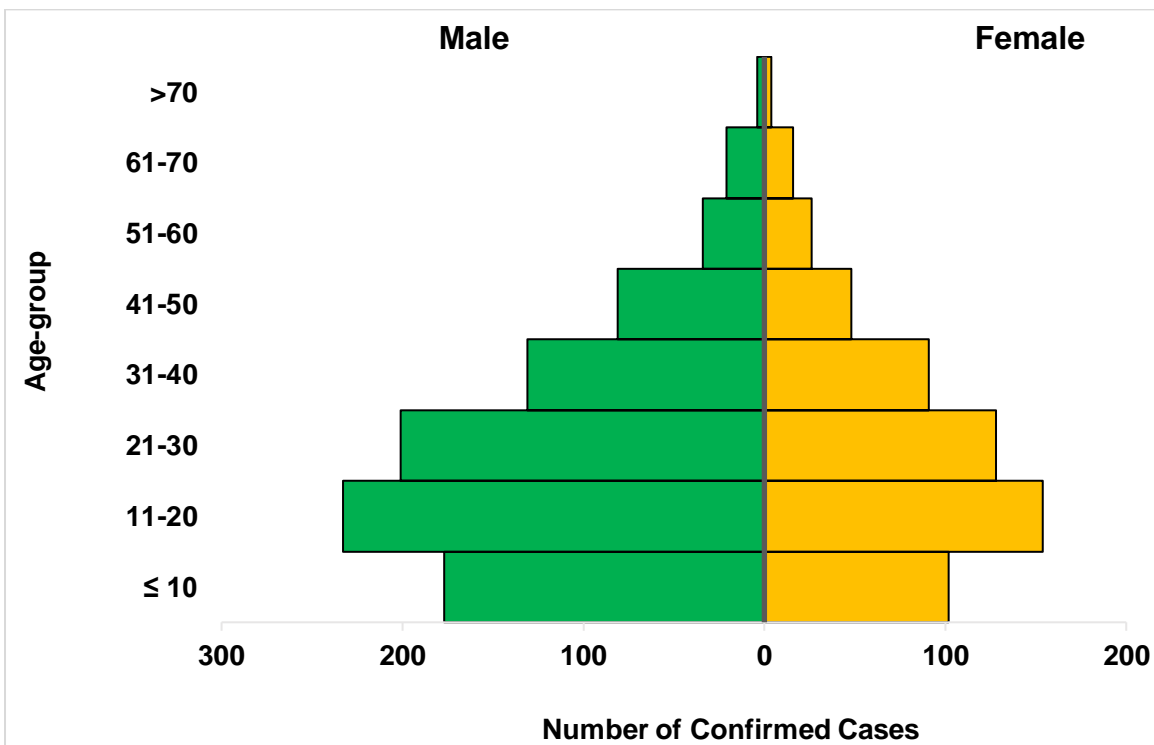


Figure 3: Age and sex distribution of yellow fever cases in Akwa Ibom, Bauchi, Benue, Borno, Delta, Ebonyi, Enugu, Gombe, Imo, Kogi, Osun, Oyo, Plateau and Taraba States, epi-week 24, 2020 – epi-week 3, 2021

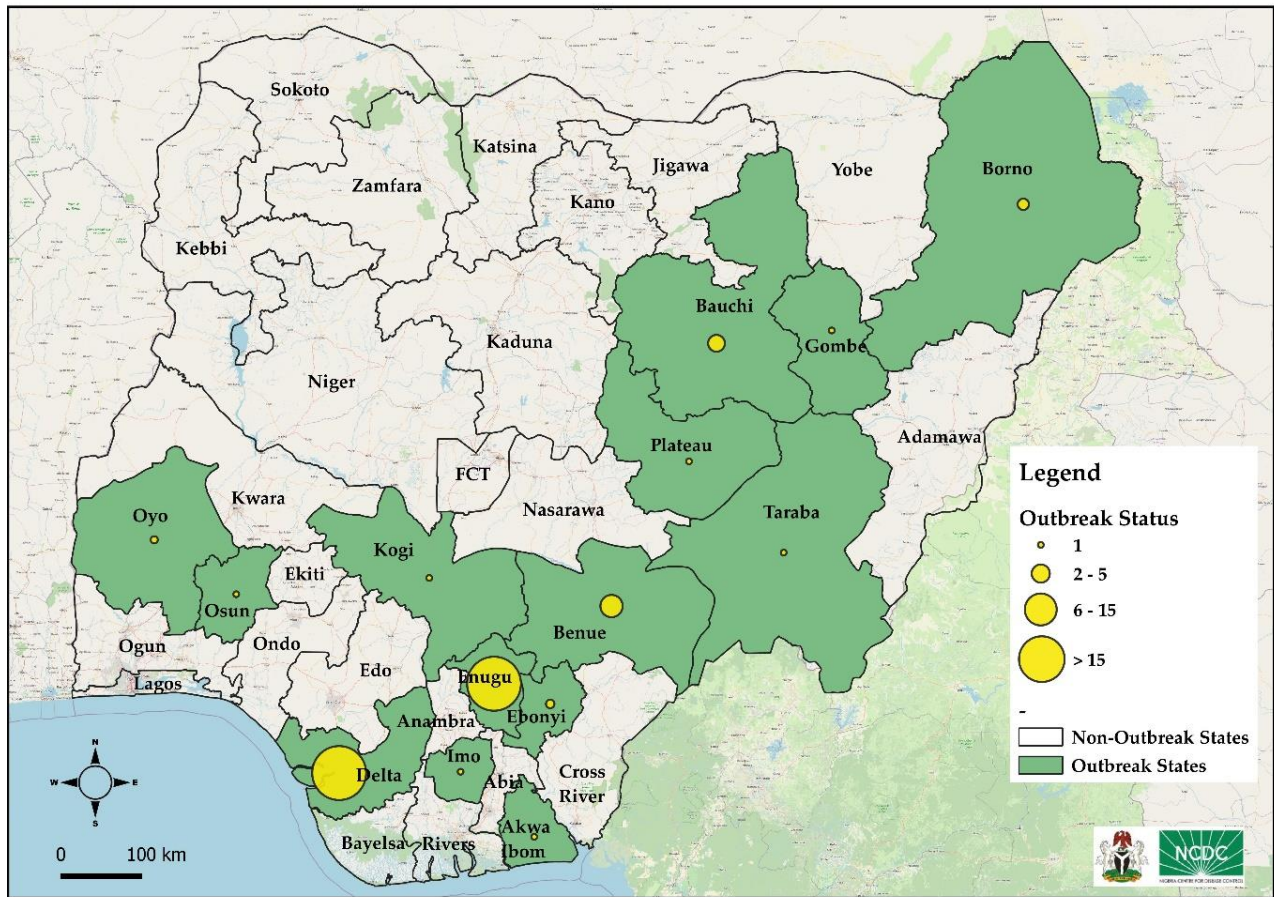


Figure 2: Map of Nigeria showing states and LGAs with yellow fever outbreak, epi-week 24, 2020 – epi-week 3, 2021

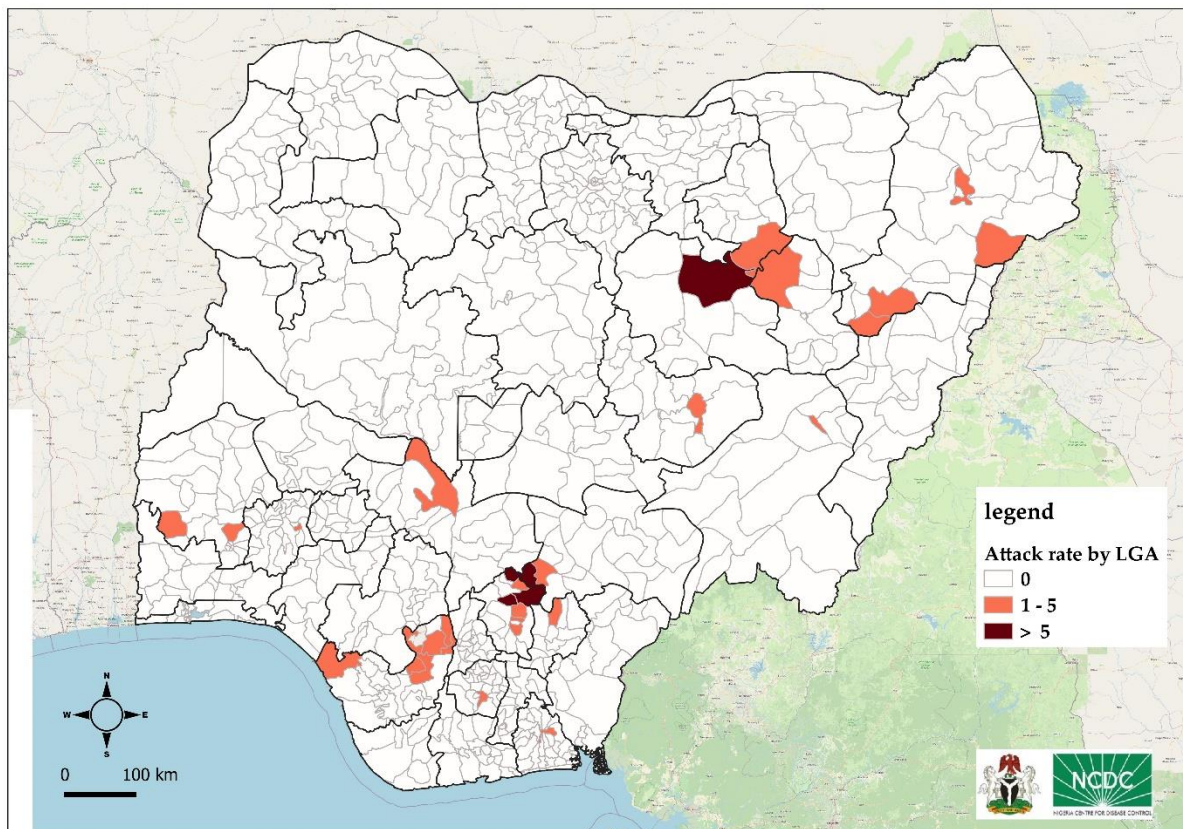


Figure 4: Map of Nigeria showing yellow fever outbreak attack rates in affected LGAs, epi-week 24, 2020 – epi-week 3, 2021



Figure 5: Epicurve of YF cases in Bauchi, Benue, Delta, Enugu, Ebonyi, Borno, and Oyo, States, epi-week 24, 2020 – epi-week 3, 2021

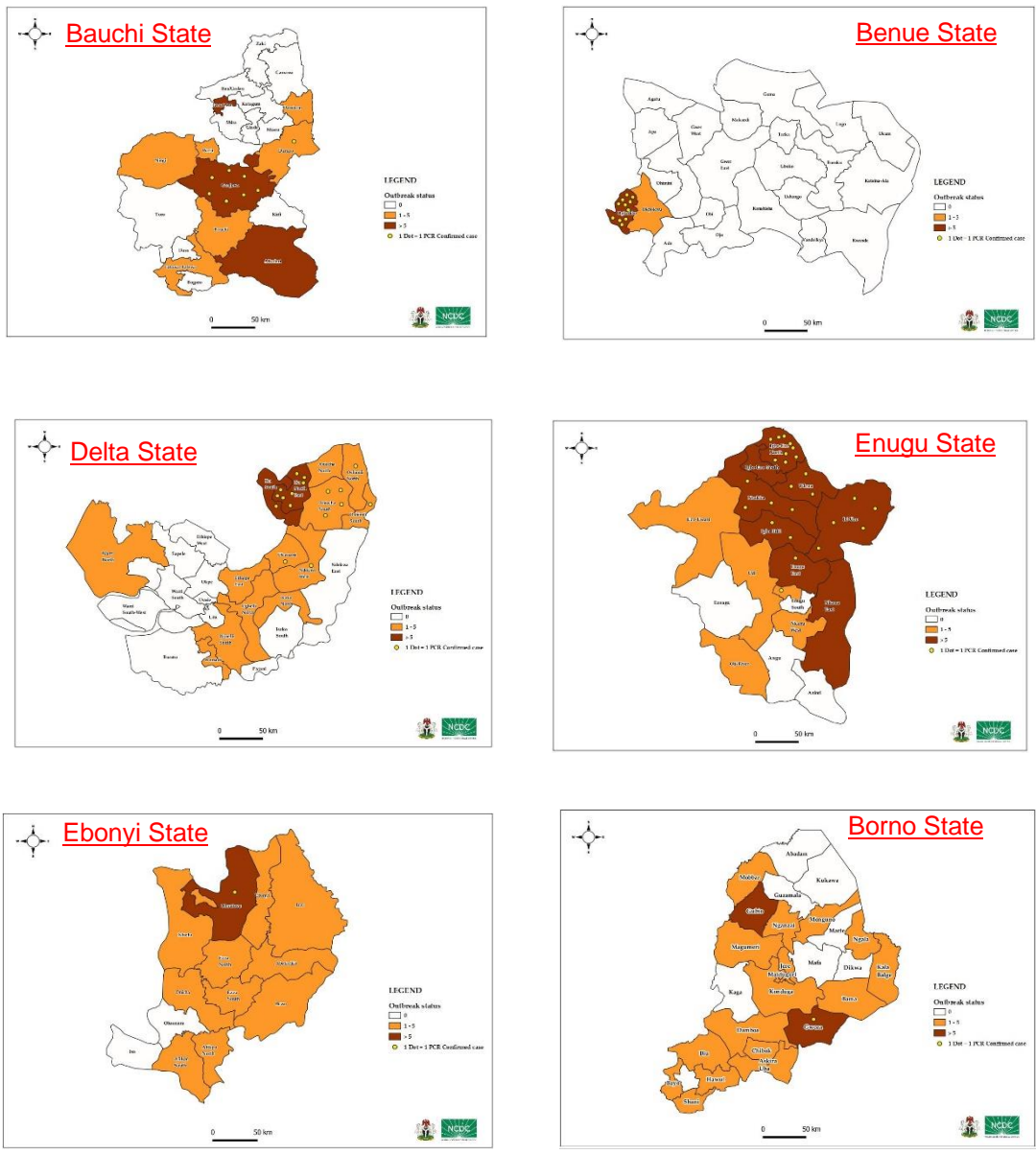
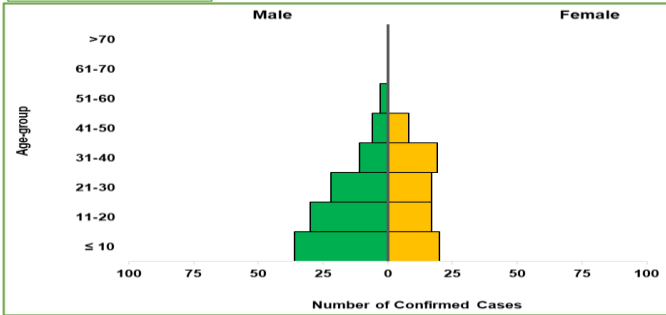
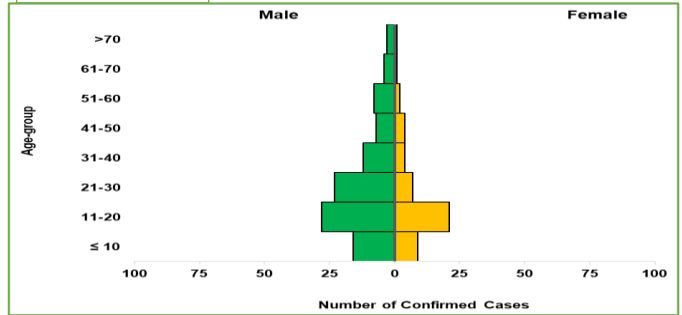


Figure 6: Map of the most affected states showing yellow fever cases, epi-week 24, 2020 – epi-week 3, 2021

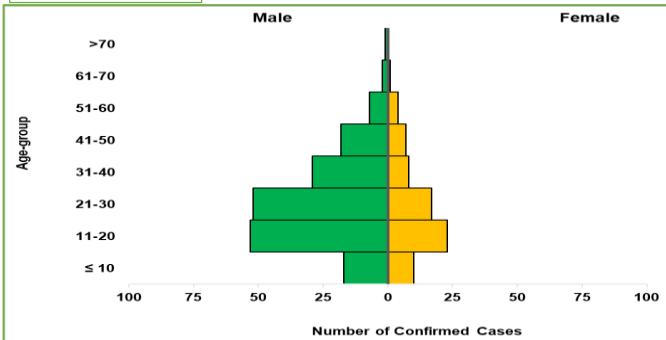
BAUCHI STATE



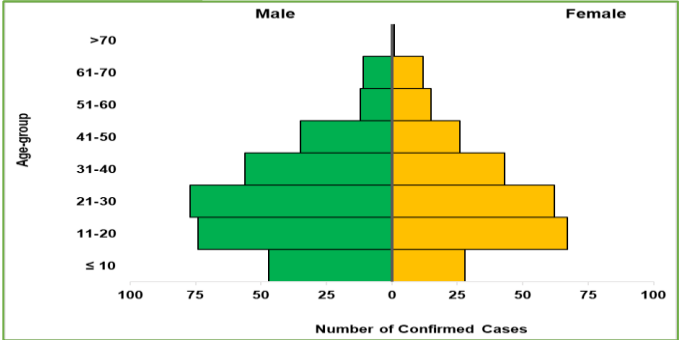
BENUÉ STATE



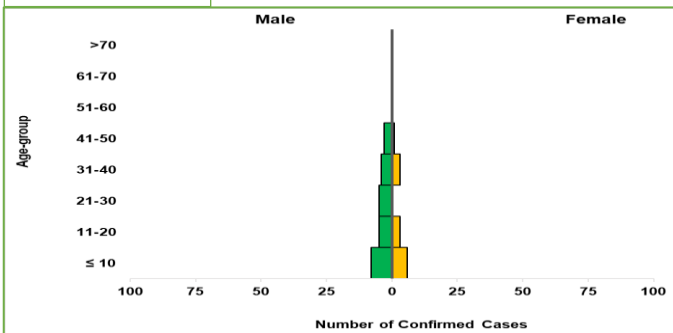
DELTA STATE



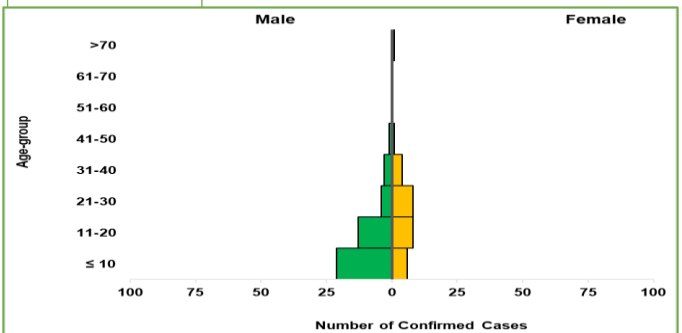
ENUGU STATE



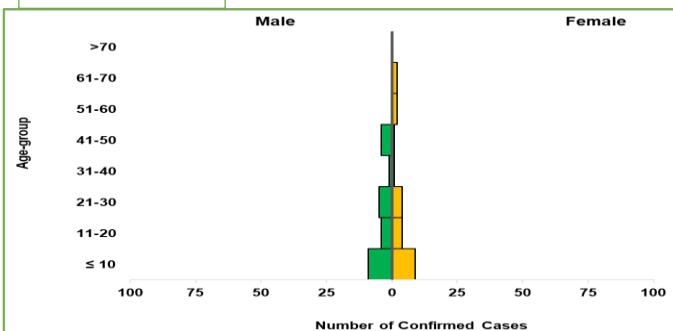
EBONYI STATE



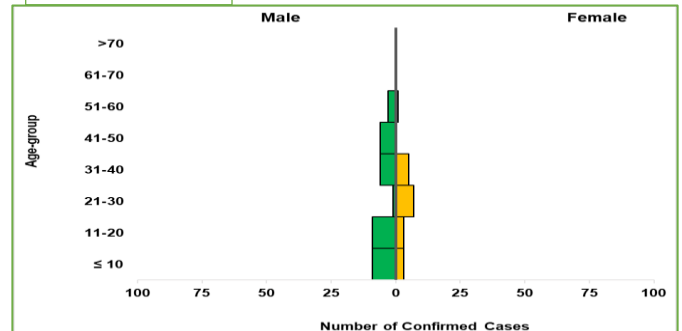
BORNO STATE



OSUN STATE



OYO STATE



7: Age and sex distribution of suspected YF cases in Bauchi, Benue, Delta, Enugu, Ebonyi, Borno, Oyo, and Osun States, epi-week 24, 2020 – epi-week 3, 2021