

YELLOW FEVER SITUATION REPORT



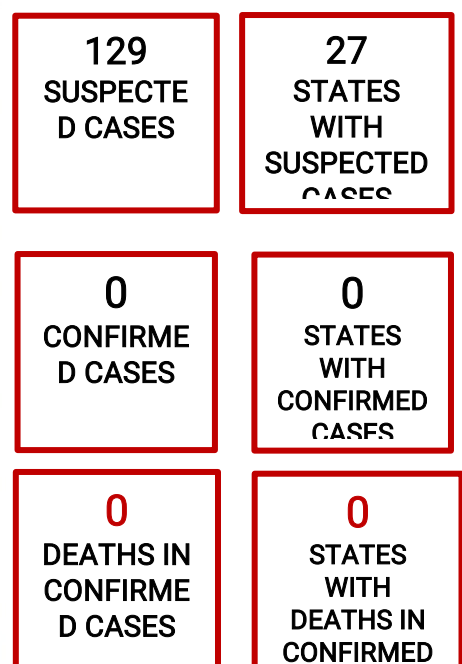
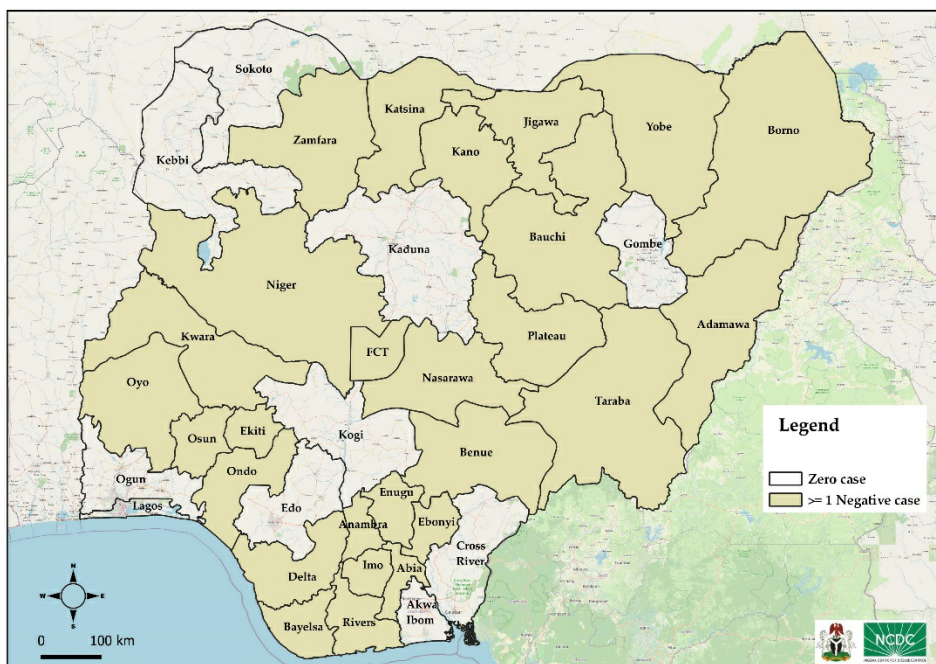
Serial Number: 008	November 2021 Monthly Sitrep
Epi Week:	44 - 47 as at 30 th November 2021
Reporting Month:	November, 2021

REPORTING MONTH: NOVEMBER 2021

HIGHLIGHTS

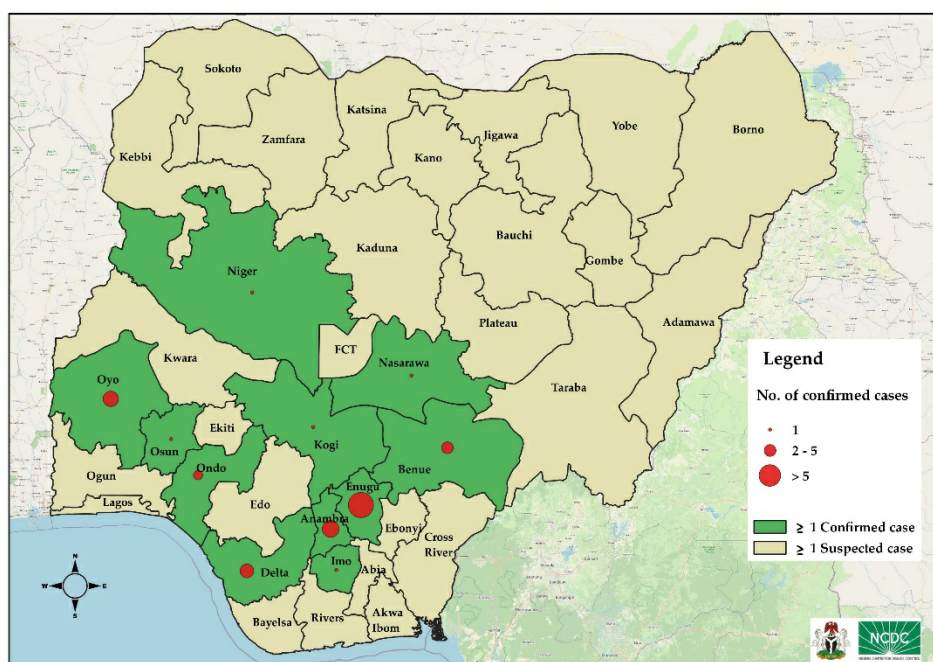
REPORTING PERIOD: NOVEMBER 1st – 30th, 2021

- The Nigeria Centre for Disease Control (NCDC) continues to monitor reports of yellow fever cases in Nigeria.
- A total of 129 suspected cases were reported from 87 Local Government Areas (LGAs) across 27 states: Abia (2), Adamawa (17), Anambra (5), Bauchi (7), Bayelsa (2), Benue (5), Borno (6), Delta (1), Ebonyi (5), Ekiti (1), Enugu (12), FCT (2), Imo (9), Jigawa (11), Kano (1), Katsina (10), Kwara (1), Nasarawa (2), Niger (1), Ondo (3), Osun (1), Oyo (2), Plateau (10), Rivers (2), Taraba (2) Yobe (8) and Zamfara (1).
- One(1) presumptive positive results was recorded from University of Nigeria Teaching Hospital (UNTH) Enugu (1), The case was reported from Anambra (1). One (1) Inconclusive reported at the National Reference Laboratory from Bauchi State (1)
- No new confirmed case recorded in the period under review.
- No death recorded from the suspected cases
- No death was recorded among confirmed cases within the review period.



CUMMULATIVE FOR 1ST JANUARY – 30TH NOVEMBER, 2021

- Cumulatively from 1st January – 30th November 2021, a total of 1,899 suspected cases have been reported from 37 states including FCT in 478 LGAs
- The cases were reported from the following states: Abia (48), Adamawa [54], Akwa Ibom [11], Anambra [156], Bauchi [84], Bayelsa [34], Benue [56], Borno [204], Cross River [16], Delta [36], Ebonyi (47), Edo [56], Ekiti [17], Enugu [128], FCT Abuja [13], Gombe (5), Imo [77], Jigawa [44], Kaduna (3), Kano [22], Katsina [194], Kebbi [38], Kogi [17], Kwara [30], Lagos [9], Nasarawa [35], Niger [47], Ogun [36], Ondo [52], Osun [23], Oyo [76], Plateau [44], Rivers [31], Sokoto [8], Taraba [29], Yobe [105] and Zamfara [14] States
- All the suspected cases were reported from 478 LGAs across the 36 states and FCT. See Table (1)
- Total of 65 presumptive positive and 17 inconclusive samples were recorded from the Nigeria Laboratories
- Presumptive positives were recorded from CPHL Lagos (35), NRL Abuja (11), MDH Abuja (7), UNTH Enugu (8), YDMH (3) and UBTH (1); these cases were reported from Adamawa (1), Anambra (13), Bauchi (2), Benue (6), Borno (5), Delta (5), Edo (1), Enugu (15), Imo (2), Kano (1), Katsina (2), Kebbi (1), Kogi (1), Kwara (1), Niger (1), Ondo (3), Oyo (5).
- Seventeen (17) Inconclusive results were reported CPHL (7), NRL (7), MDH (1), UBTH (1), UNTH (1). These cases were reported from Adamawa (1), Bauchi (2), Borno (3), Cross River (1), Ebonyi (1), Enugu (3), Nasarawa (1), Ondo (2), Osun (1), Oyo (1), Yobe (1). and These cases have been sent to IP Dakar for confirmation.
- Fourty-two (42) confirmed cases have been reported from IP Dakar from: **Anambra-6** [Ekwusigo (1), Idemili North (1), Idemili South (1), Onitsha North (1), Nnewi North (1), Awka South (1)], **Benue-3** [Gwer West (2), Ushongo (1)], **Delta-4** [Aniocha South (1), Ika South (2), Patani (1)], **Enugu-15** [Nkanu East (11), Nkanu West (1), Udenu (1), Ezeagu (1), Igbo Eze North (1)], **Imo-1** [Ideato North (1), **Kogi -1**[Okene (1)], **Nasarawa -1**(Akwanga (1), **Niger -1**[Munya (1)], **Oyo-6** [Ido (2), Ona ara (1), Orelope (1), Oyo East (1), Akinyele (1)] and **Ondo -3**[Ifedore (1), Ondo West (1), Akoko South West (1)], **Osun-1**[Irewole (1)]
- Fifteen (35.7%) of the 42 confirmed cases were from Enugu State
- Ten deaths were recorded from Adamawa (1), Anambra (2), Bauchi (1), Benue (1), Imo (2), Katsina (1), Kogi (1), and Osun (1) among suspected cases (**CFR=0.5%**)
- Two deaths among confirmed cases from Anambra (1) and Osun (1); **CFR (5.0%)**
- Male to female ratio was 1.2:1 with males 1029 (54.2%) and females 870 (45.8%)
- Eighty percent (80%) of cases were predominantly aged 30 years and below



**11
STATES
WITH
CONFIRME**

Table 1: Summary of yellow fever cases in Nigeria as at Epi week 47, November 30th, 2021.

State	# Suspected Cases	# LGAs with suspected cases	# LGAs with confirmed cases	Laboratory Results					Deaths	
				Samples positive (IgM) & Inconclusive in NG)	LGAs with positive (IgM) & Inconclusive in NG)	Confirmed Cases	Confirmed Cases (IP Dakar)	Total Confirmed Cases	# Deaths among Confirmed Cases [CFR] (%)	# Deaths among All Cases [CFR](%)
Abia	48	11	-	-	-	-	-	-	-	-
Adamawa	54	16	-	1	1	-	-	-	-	1
Akwa Ibom	11	6	-	-	-	-	-	-	-	-
Anambra	156	20	6	13	9	-	6	6	1	2
Bauchi	84	14	-	4	4	-	-	-	-	1
Bayelsa	34	7	-	-	-	-	-	-	-	-
Benue	56	13	2	6	3	-	3	3	-	1
Borno	204	16	-	8	5	-	-	-	-	-
Cross River	16	11	-	1	1	-	-	-	-	-
Delta	36	12	3	5	3	-	4	4	-	-
Ebonyi	47	13	-	1	1	-	-	-	-	-
Edo	56	14	-	1	1	-	-	-	-	-
Ekiti	17	9	-	-	-	-	-	-	-	-
Enugu	128	17	5	18	6	-	15	15	-	-
FCT Abuja	13	5	-	-	-	-	-	-	-	-
Gombe	5	2	-	-	-	-	-	-	-	-
Imo	77	24	1	2	2	-	1	1	-	2
Jigawa	44	13	-	-	-	-	-	-	-	-
Kaduna	3	3	-	-	-	-	-	-	-	-
Kano	22	13	-	1	1	-	-	-	-	-
Katsina	194	31	-	2	2	-	-	-	-	1
Kebbi	38	16	-	1	1	-	-	-	-	-
Kogi	17	12	1	1	1	-	1	1	-	1
Kwara	30	12	-	1	1	-	-	-	-	-
Lagos	9	3	-	-	-	-	-	-	-	-
Nasarawa	35	9	1	1	1	-	1	1	-	-
Niger	47	18	1	1	1	-	1	1	-	-
Ogun	36	11	-	-	-	-	-	-	-	-
Ondo	52	15	3	5	3	-	3	3	-	-
Osun	23	12	1	1	1	-	1	1	1	1
Oyo	76	28	5	6	5	-	6	6	-	-
Plateau	44	16	-	-	-	-	-	-	-	-
Rivers	31	18	-	1	1	-	-	-	-	-
Sokoto	8	5	-	-	-	-	-	-	-	-
Taraba	29	9	-	-	-	-	-	-	-	-
Yobe	105	14	-	1	1	-	-	-	-	-
Zamfara	14	9	-	-	-	-	-	-	-	-
TOTAL	1,899	477(62%)	29 (3.7%)	82 (4.3%)	55 (7.0%)	0	42(2.3%)	42 (2.3%)	2 (5%)	10 (0.5%)

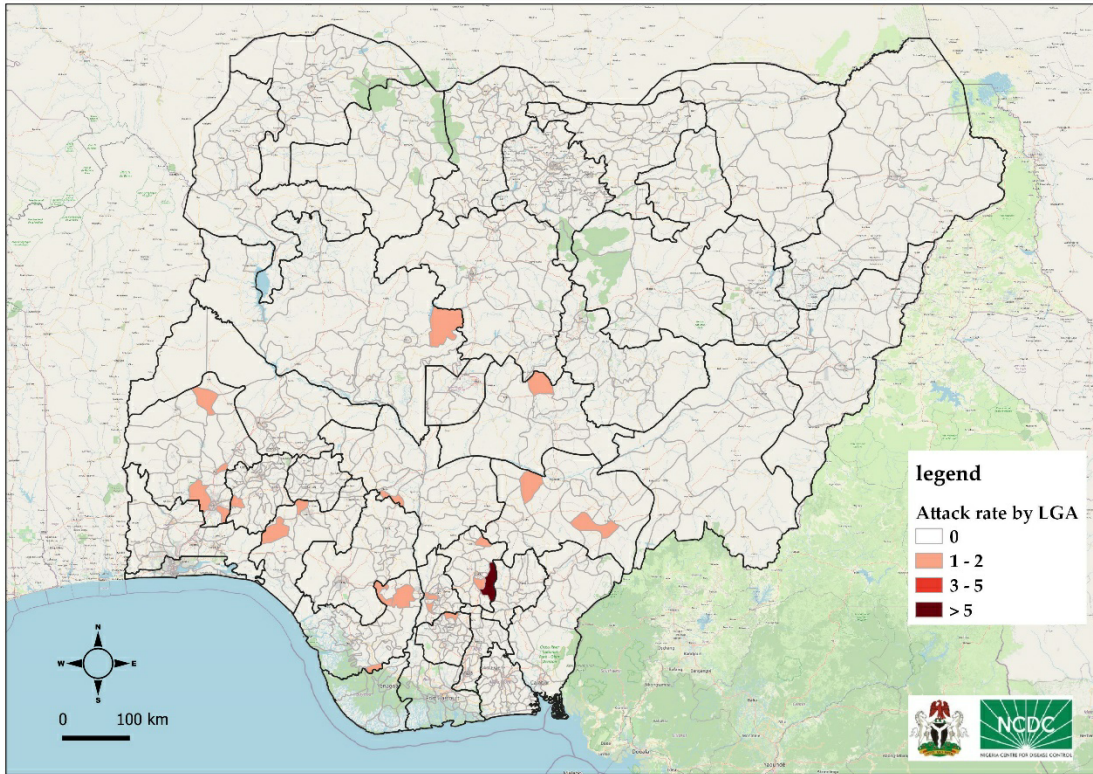


Figure 1: Map of Nigeria showing yellow fever outbreak attack rates in affected LGAs, Epi week 1 - 47, November 30th, 2021

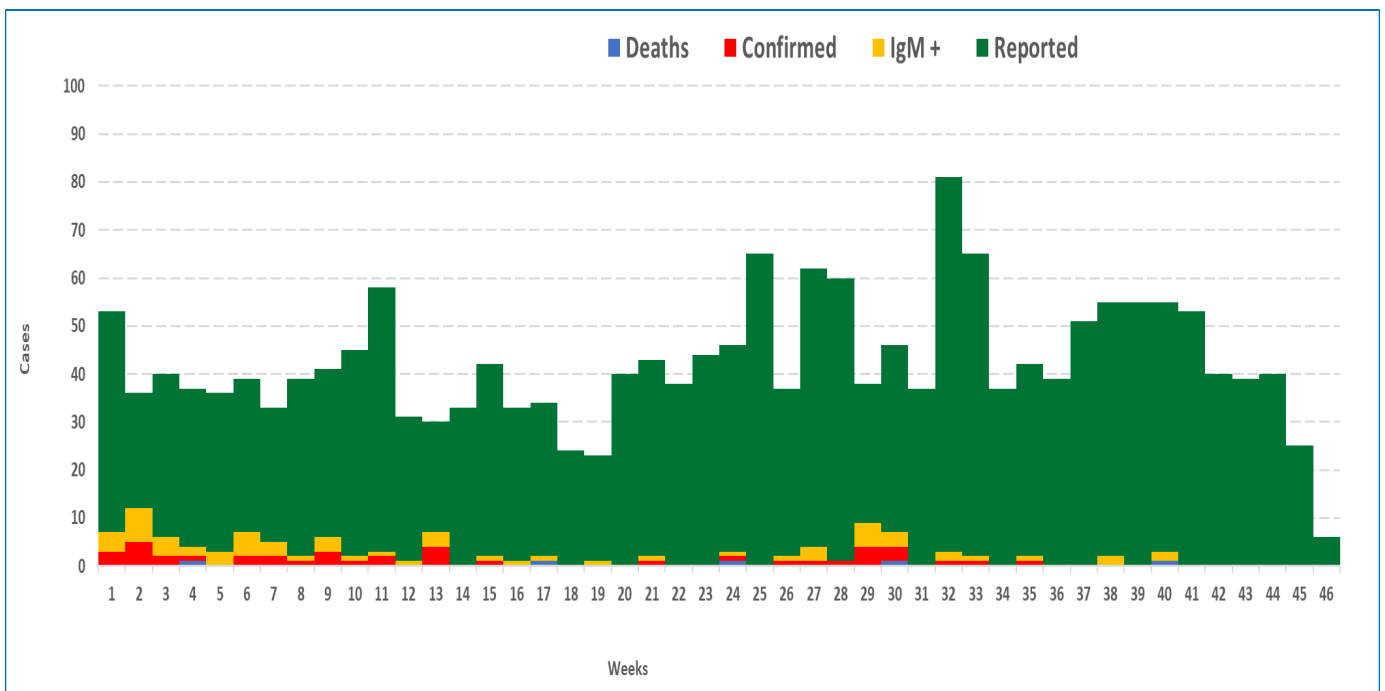


Figure 2: Epicurve of yellow fever cases in Nigeria as at Epi week 47, November 30th 2021

Trend of confirmed yellow fever cases in Nigeria July 2017 - 2021

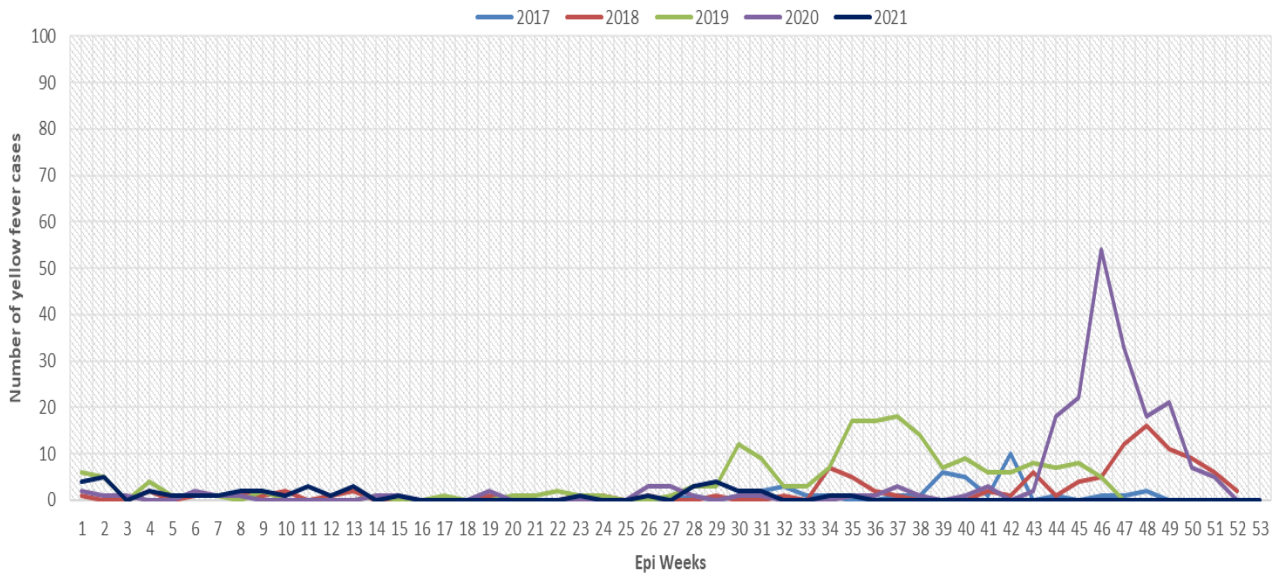


Figure 3: Trend of confirmed yellow fever cases in Nigeria 2017 – 2021

Enugu State

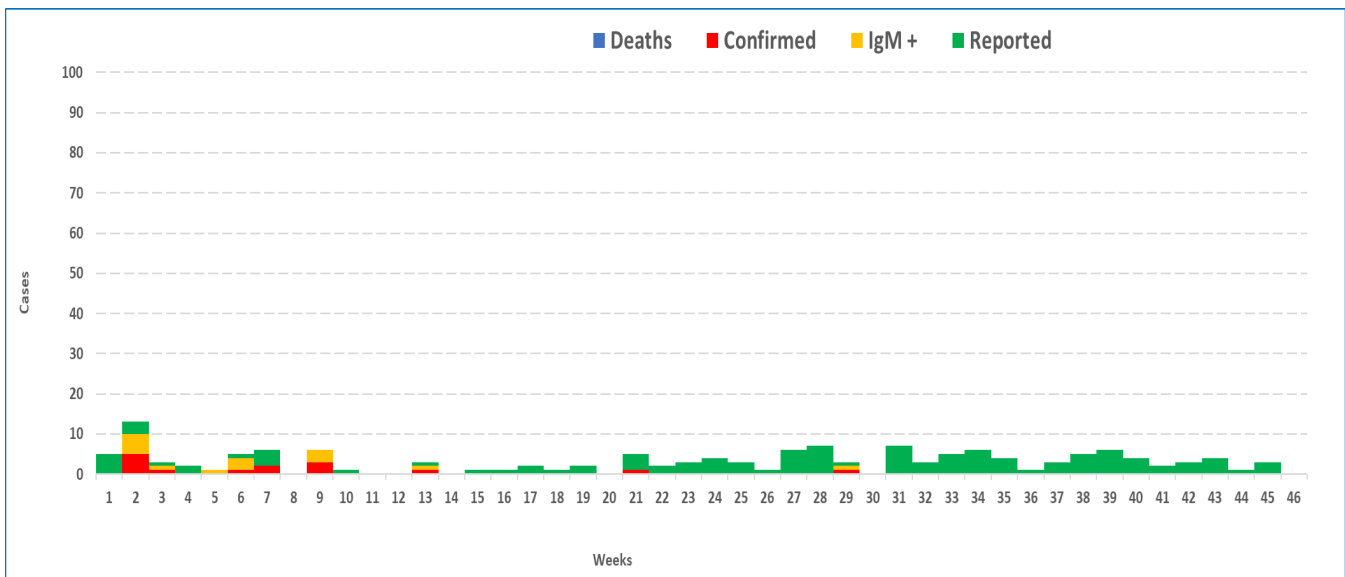


Figure 4a: Epicurve of yellow fever cases in Enugu State as at week 47 (November 30th), 2021

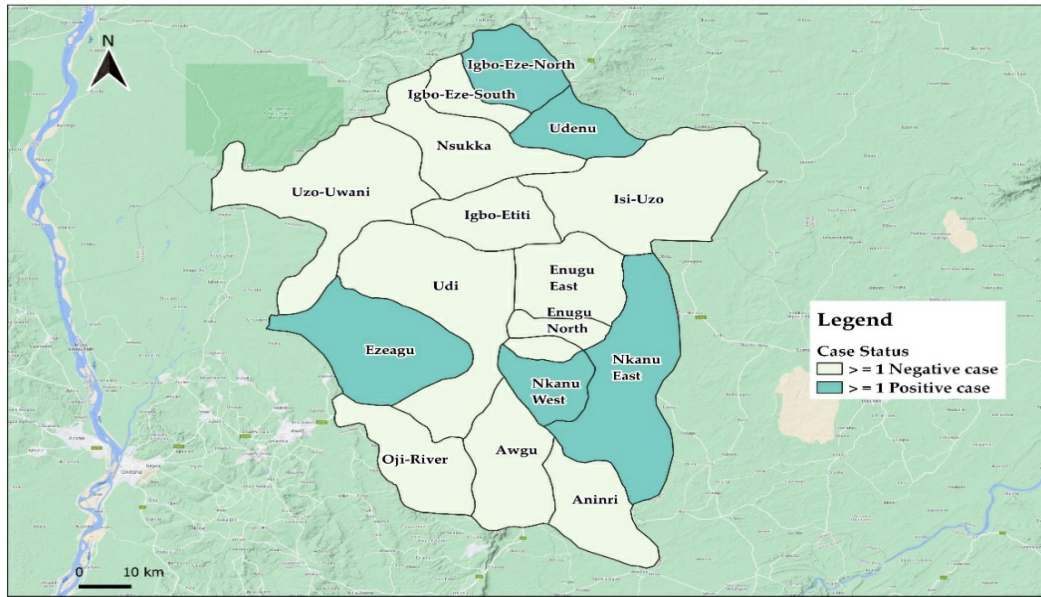


Figure 4b: Map of yellow fever cases in Enugu State as at week 47 November 30th, 2021

Partners



J