

COVID-19 SITUATION REPORT

SITUATION REPORT 55

April 23, 2020



DATA AS REPORTED AND ACCURATE BY NCDC by 12 Midnight April 23rd 2020

HIGHLIGHTS

- One new State reported COVID-19 case in Nigeria – Plateau. The total number of States that have reported at least one confirmed case in Nigeria is now 27 (26 States + FCT)
- One hundred and eight (108) cases reported in the last 24 hours – Lagos (78), FCT (14), Ogun (5), Gombe (4), Borno (3), Akwa Ibom (2), Kwara (1), Plateau (1)
- DG NCDC reported on the recent trip to nine states across the Federation during the Presidential Task Force Press Briefing

STATE OF THE NATION

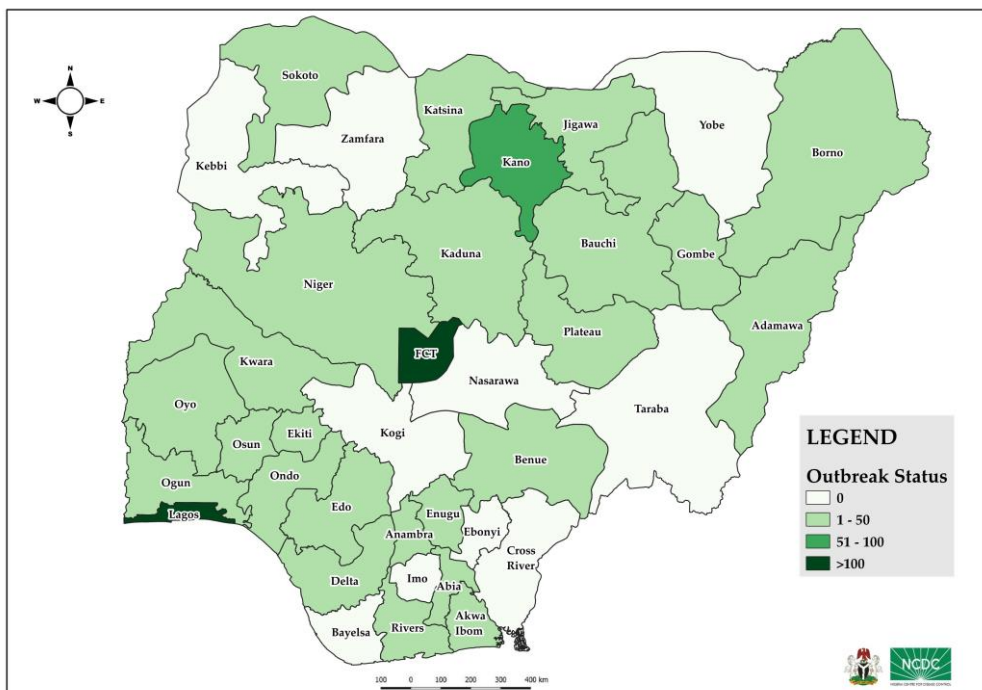


Fig. 1: Map of Nigeria showing the affected 26 States and FCT by COVID-19

UPDATES IN NUMBERS

Total (New in the last 24 hours)

SAMPLES TESTED

10,061 (539)

CONFIRMED CASES

981 (108)

AFFECTED STATES (INCLUDING FCT)

27 (1)

CONFIRMED DISCHARGED CASES

197 (0)

CONFIRMED FATALITIES

31 (3) – 3% CFR

DEMOGRAPHICS

MALE – 671 (68%)

FEMALE – 310 (32%)

MOST AFFECTED AGE GROUP

31 - 40 (21%)

TOTAL NUMBER OF PEOPLE OF INTEREST

9278 (Total)

9,141 (98% - Exceeded Follow Up)

PROVENANCE

TRAVEL HISTORY – 210 (21%)

CONTACTS – 317 (32%)

UNKNOWN SOURCE – 389 (40%)

INCOMPLETE – 65 (7%)

GLOBAL UPDATES

TOTAL NUMBER OF CASES

2,544,792 (175,694 deaths)

COUNTRIES AFFECTED*

210

https://www.who.int/docs/default-source/coronavirus/situation-reports/20200412-sitrep-20200412-sitrep-83-covid-19.pdf?sfvrsn=697ce98d_4

- Excluding the 2 International Conveyances

GENERAL FACT SHEET (April 23rd, 2020)

| STATES | CONFIRMED CASES | | DISCHARGED CASES | | DEATHS | | TOTAL ACTIVE CASES | DAYS SINCE LAST REPORTED CASE |
|--------------|-----------------|------------|------------------|----------|------------|----------|--------------------|-------------------------------|
| | CUMULATIVE | NEW | CUMULATIVE | NEW | CUMULATIVE | NEW | | |
| Lagos | 582 | 78 | 106 | 0 | 16 | 1 | 460 | 0 |
| FCT | 133 | 14 | 35 | 0 | 3 | 0 | 95 | 0 |
| Kano | 73 | 0 | 0 | 0 | 1 | 0 | 72 | 2 |
| Ogun | 29 | 5 | 5 | 0 | 1 | 1 | 23 | 0 |
| Katsina | 21 | 0 | 0 | 0 | 1 | 0 | 20 | 1 |
| Osun | 20 | 0 | 18 | 0 | 0 | 0 | 2 | 20 |
| Oyo | 17 | 0 | 5 | 0 | 1 | 0 | 11 | 1 |
| Edo | 17 | 0 | 7 | 0 | 2 | 0 | 8 | 1 |
| Borno | 12 | 3 | 0 | 0 | 2 | 0 | 10 | 0 |
| Kwara | 11 | 1 | 2 | 0 | 0 | 0 | 9 | 0 |
| Akwa Ibom | 11 | 2 | 3 | 0 | 1 | 0 | 7 | 0 |
| Kaduna | 9 | 0 | 4 | 0 | 0 | 0 | 5 | 3 |
| Gombe | 9 | 4 | 0 | 0 | 0 | 0 | 9 | 0 |
| Bauchi | 8 | 0 | 5 | 0 | 0 | 0 | 3 | 2 |
| Delta | 6 | 0 | 0 | 0 | 1 | 0 | 5 | 1 |
| Ekiti | 4 | 0 | 2 | 0 | 1 | 0 | 1 | 3 |
| Ondo | 3 | 0 | 1 | 0 | 0 | 0 | 2 | 10 |
| Rivers | 3 | 0 | 2 | 0 | 1 | 1 | 0 | 2 |
| Niger | 2 | 0 | 0 | 0 | 0 | 0 | 2 | 8 |
| Enugu | 2 | 0 | 2 | 0 | 0 | 0 | 0 | 27 |
| Jigawa | 2 | 0 | 0 | 0 | 0 | 0 | 2 | 4 |
| Abia | 2 | 0 | 0 | 0 | 0 | 0 | 2 | 3 |
| Benue | 1 | 0 | 0 | 0 | 0 | 0 | 1 | 26 |
| Anambra | 1 | 0 | 0 | 0 | 0 | 0 | 1 | 13 |
| Sokoto | 1 | 0 | 0 | 0 | 0 | 0 | 1 | 3 |
| Adamawa | 1 | 0 | 0 | 0 | 0 | 0 | 1 | 1 |
| Plateau | 1 | 1 | 0 | 0 | 0 | 0 | 1 | 0 |
| TOTAL | 981 | 108 | 197 | 0 | 31 | 3 | 753 | |

SELECTED CHARTS

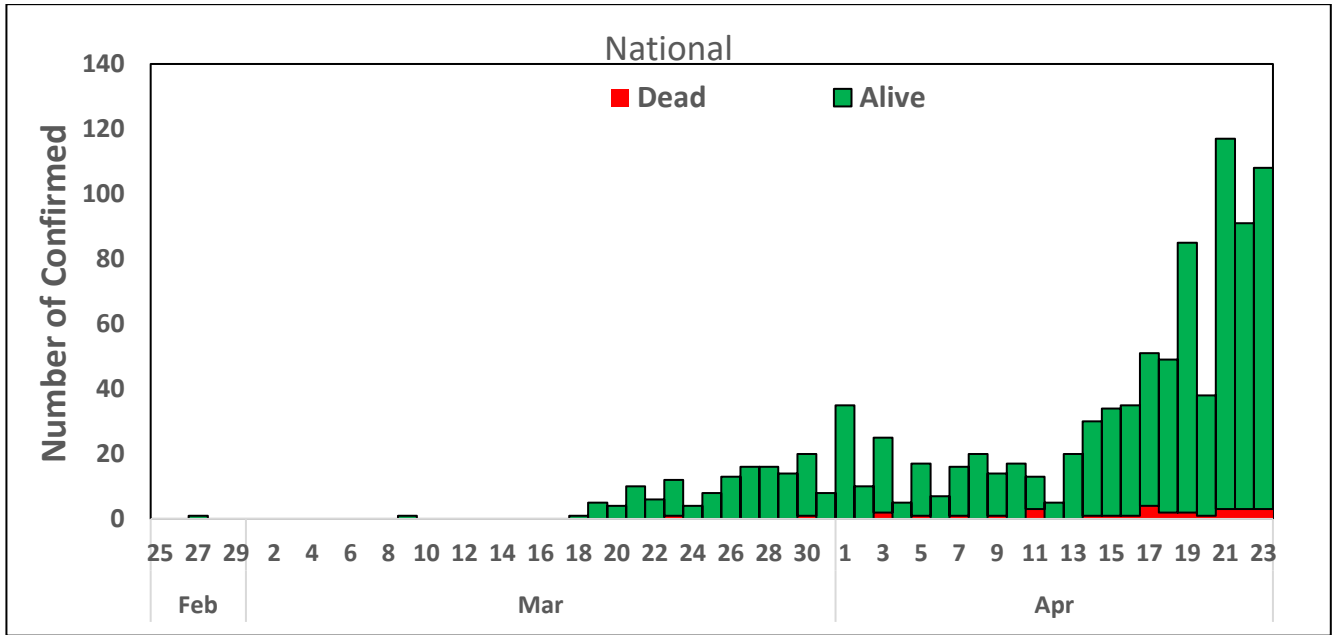


Fig 3. Daily Epi-curve of Confirmed Cases (WK9 – WK17)

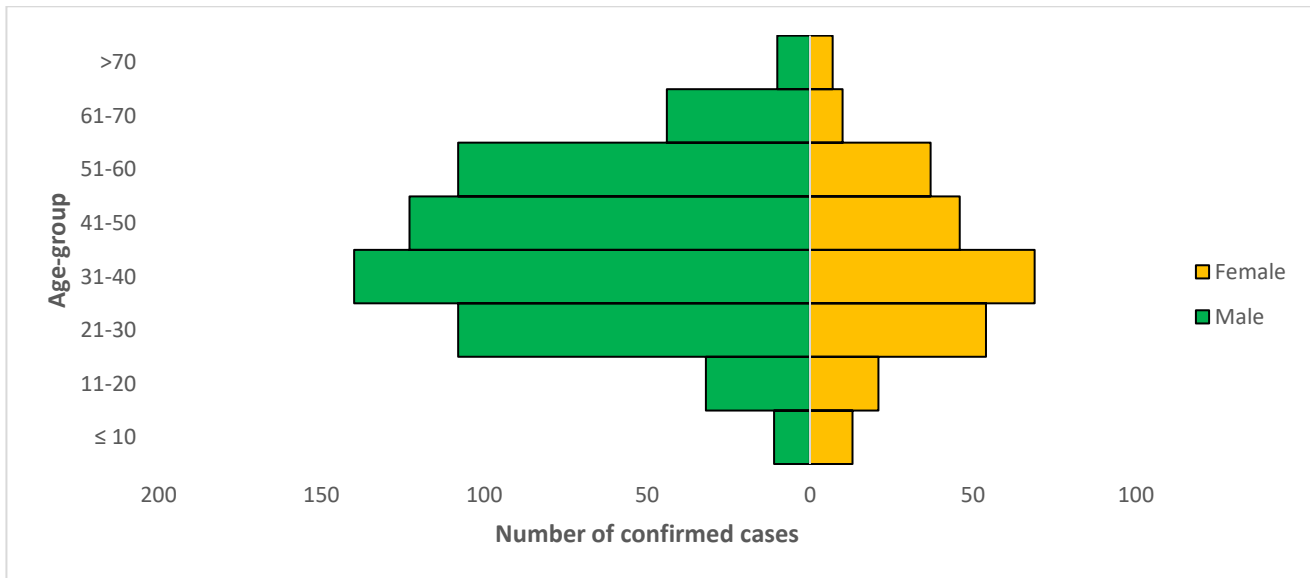


Fig 4. Age-Sex Distribution of Confirmed Cases (WK9 – WK17)

RESPONSE ACTIVITIES

-
- Deployed additional response commodities and supplies to all States
- Engaged with government agencies on integration of risk communication in the planned training for Primary Healthcare workers in the country
- Validation of Cobas system at National Reference Laboratory for activation of throughput testing
- Deployment of Rapid Response Team (RRT) to support response in all states with confirmed case(s) Currently 28 RRTs deployed
- All education materials can be found via www.covid19.ncdc.gov.ng