


DIPHTHERIA SITUATION REPORT

Serial Number 07

Data as of 30th June 2023



The information contained in this document is based on data generated from the country's surveillance system & can be used, published or redistributed to the public.

HIGHLIGHTS

In June 2023

- A total of 439 suspected cases were reported from Kano (420), FCT (17), Osun (1) and Lagos (1) states.
- Of the 439 suspected cases reported, 160 (36.5%) were confirmed (1 lab confirmed; 80 epidemiologically [epid] linked; 79 clinically compatible), 3 (0.7%) were discarded, 275 (62.6%) are pending classification & 1 (0.2%) was unknown.
- No death was recorded among confirmed cases.

Cumulatively: May 2022 – June 2023

- A total of 2,455 suspected cases were reported from 24 states.
- Kano (2,171), Yobe (95), Katsina (61), Lagos (29), FCT (22), Sokoto (14) & Zamfara (13) accounted for 98.0% of suspected cases.
- Of the 2,455 suspected cases reported, 836 (34.1%) were confirmed (53 lab confirmed; 101 epid linked; 682 clinically compatible), 632 (25.7%) were discarded, 731 (29.8%) are pending classification & 256 (10.4%) are unknown.
- The confirmed cases were distributed across 33 LGAs in eight (8) States.
- Majority (589 [71.5%]) of the confirmed cases occurred among children aged 2 – 14 years.
- A total of 83 deaths were recorded among all confirmed cases (CFR: 9.9%)
- Only 181 (21.7%) out of 836 confirmed cases were fully vaccinated with a diphtheria toxin-containing vaccine.

SITUATION UPDATES

May 2022 – June 2023

TOTAL SUSPECTED CASES

2,455

Suspected Cases [June 2023]

439

STATE WITH SUSPECTED CASES

24

New State with Suspected Cases

[June 2023]

0

TOTAL CONFIRMED CASES

836

Confirmed Cases [June 2023]

160

STATE WITH CONFIRMED CASES

8

New State with Confirmed Cases

[June 2023]

1

TOTAL DEATHS AMONG CONFIRMED CASES (CFR)

83 (CFR: 9.9%)

Deaths among Confirmed Cases

[June 2023] (CFR)

7 (CFR: 4.4%)

Table 1: Description of diphtheria cases by State, May 2022 – June 2023 ... (1/2)

States	# Suspected Cases	# Confirmed cases (%)	Classification of Confirmed Cases			# Discarded cases (%)	# Pending Cases (%)	# Unknown Cases (%)	# LGAs with Suspected Cases	# LGAs with Confirmed Cases	# Deaths among Confirmed Cases (CFR)
			Lab Confirmed	Epid-linked	Clin Compatible						
Kano	2,171	819 (37.7%)	44	99	676	536 (24.7%)	687 (31.7%)	129 (5.9%)	31	23	76 (9.3%)
Yobe	95	3 (3.2%)	0	1	2	6 (6.3%)	7 (7.4%)	79 (83.3%)	4	2	0
Katsina	61	2 (3.3%)	1	0	1	26 (42.6%)	6 (9.8%)	27 (44.3%)	18	2	1 (50.0%)
Lagos	29	8 (27.6%)	4	1	3	15 (51.7%)	6 (20.7%)	0	10	4	5 (62.5%)
FCT	22	1 (4.5%)	1	0	0	6 (27.3%)	14 (63.6%)	1 (4.6%)	2	1	1 (100.0%)
Sokoto	14	0	-	-	-	7 (50.0%)	0	7 (50.0%)	2	-	-
Zamfara	13	0	-	-	-	2 (15.4%)	0	11 (84.6%)	3	-	-
Enugu	9	0	-	-	-	9 (100.0%)	0	0	1	-	-
Osun	8	1 (12.5%)	1	0	0	2 (25.0%)	4 (50.0%)	1 (12.5%)	4	1	0
Niger	6	0	-	-	-	6 (100.0%)	0	0	3	-	-
Kaduna	6	1 (16.7%)	1	0	0	5 (83.3%)	0	0	2	1	0
Oyo	4	0	-	-	-	1 (25.0%)	3 (75.0%)	0	4	-	-

Table 1: Description of diphtheria cases by State, May 2022 – June 2023 ... (2/2)

States	# Suspected Cases	# Confirmed cases (%)	Classification of Confirmed Cases			# Discarded cases (%)	# Pending Cases (%)	# Unknown Cases (%)	# LGAs with Suspected Cases	# LGAs with Confirmed Cases	# Deaths among Confirmed Cases (CFR)
			Lab Confirmed	Epid-linked	Clin Compatible						
Jigawa	3	0	-	-	-	1 (33.3%)	1 (33.3%)	1 (33.3%)	3	-	-
Kebbi	3	0	-	-	-	2 (66.7%)	1 (33.3%)	0	2	-	-
Borno	2	0	-	-	-	2 (100.0%)	0	0	2	-	-
Anambra	1	0	-	-	-	0	1 (100.0%)	0	1	-	-
Bayelsa	1	0	-	-	-	1 (100.0%)	0	0	1	-	-
Cross River	1	1 (100.0%)	1	0	0	0	0	0	1	1	0
Delta	1	0	-	-	-	1 (100.0%)	0	0	1	-	-
Ekiti	1	0	-	-	-	0	1 (100.0%)	0	1	-	-
Gombe	1	0	-	-	-	1 (100.0%)	0	0	1	-	-
Kwara	1	0	-	-	-	1 (100.0%)	0	0	1	-	-
Nasarawa	1	0	-	-	-	1 (100.0%)	0	0	1	-	-
Ogun	1	0	-	-	-	1 (100.0%)	0	0	1	-	-
TOTAL	2,455	836 (34.1%)	53	101	682	632 (25.7%)	731 (29.8%)	256 (10.4%)	100	33	73 (10.9%)

▪ ***Discarded cases:** a suspected diphtheria case that is negative for diphtheria culture OR positive for diphtheria culture but negative for toxin production test; ****Pending cases:** a suspected yet to be completely investigated including lab testing.

▪ **Lab confirmed (LC):** a person with *Corynebacterium* spp. isolated by culture and positive for toxin production, regardless of symptoms.

▪ **Epidemiologically linked (EL):** a person that meets the definition of a suspected case and is linked epidemiologically to a laboratory-confirmed case.

▪ **Clin compatible (CC):** a person that meets the definition of a suspected case and lacks both a confirmatory laboratory test result and epidemiologic linkage to a laboratory confirmed case.

▪ **Confirmed case = LC + EL + CC**

Table 2: Laboratory results of diphtheria cases by State, May 2022 – June 2023

States	# Suspected Cases	# Sample Collected (SCR)*	Culture Results			Toxin Production			
			Positive	Negative	Pending	Positive	Negative	Pending	Not Done
Kano	2,171	1,342 (61.8%)	95	516	327	44	20	27	0
Yobe	95	16 (16.8%)	3	6	0	0	0	1	8
Katsina	61	33 (54.1%)	1	26	0	1	0	2	15
Lagos	29	26 (89.7%)	5	17	1	4	0	2	19
FCT	22	21 (95.5%)	1	6	0	1	5	13	-
Sokoto	14	7 (50.0%)	0	7	0	-	-	-	-
Zamfara	13	2 (15.4%)	0	2	0	-	-	-	-
Enugu	9	9 (100.0%)	0	9	0	-	-	-	-
Osun	8	7 (87.5%)	2	2	3	1	2	1	0
Niger	6	6 (100.0%)	6	0	0	1	0	0	0
Kaduna	6	6 (100.0%)	1	5	0	1	0	0	0
Oyo	4	4 (100.0%)	0	3	1	-	-	-	-
Jigawa	3	3 (100.0%)	0	1	1	-	-	-	-
Kebbi	3	2 (100.0%)	0	2	0	-	-	-	-
Borno	2	1 (100.0%)	0	2	0	-	-	-	-
Anambra	1	1 (100.0%)	0	0	0	-	-	-	-
Bayelsa	1	1 (100.0%)	0	1	0	-	-	-	-
Cross River	1	1 (100.0%)	0	0	0	1	0	0	0
Delta	1	1 (100.0%)	0	1	0	-	-	-	-
Ekiti	1	1 (100.0%)	0	0	0	-	-	-	-
Gombe	1	1 (100.0%)	0	1	0	-	-	-	-
Kwara	1	1 (100.0%)	0	1	0	-	-	-	-
Nasarawa	1	1 (100.0%)	0	1	0	-	-	-	-
Ogun	1	1 (100.0%)	0	1	0	-	-	-	-
TOTAL	2,455	1,495 (56.3%)	108	616	333	53	27	47	44

*SCR: Sample Collection Rate

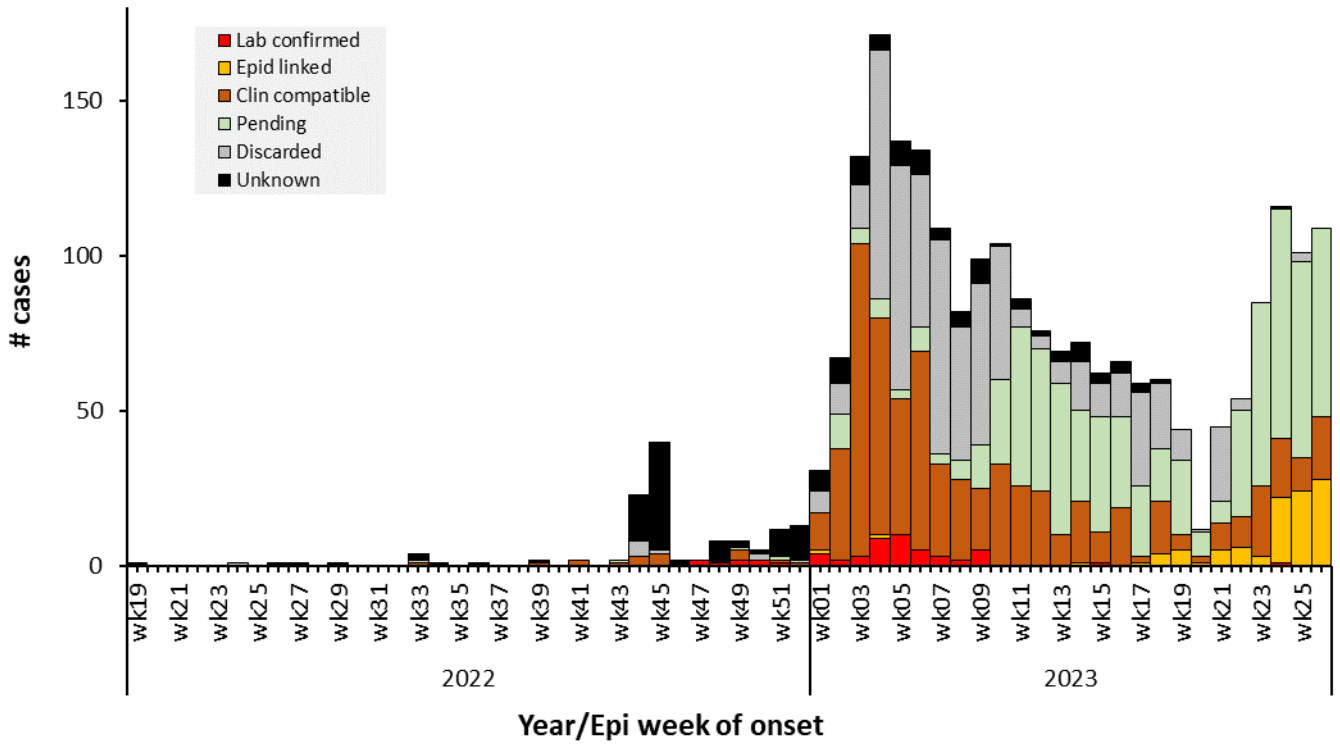


Figure 1: Epi-curve of diphtheria cases by year/epi-week in Nigeria, May 2022 – June 2023

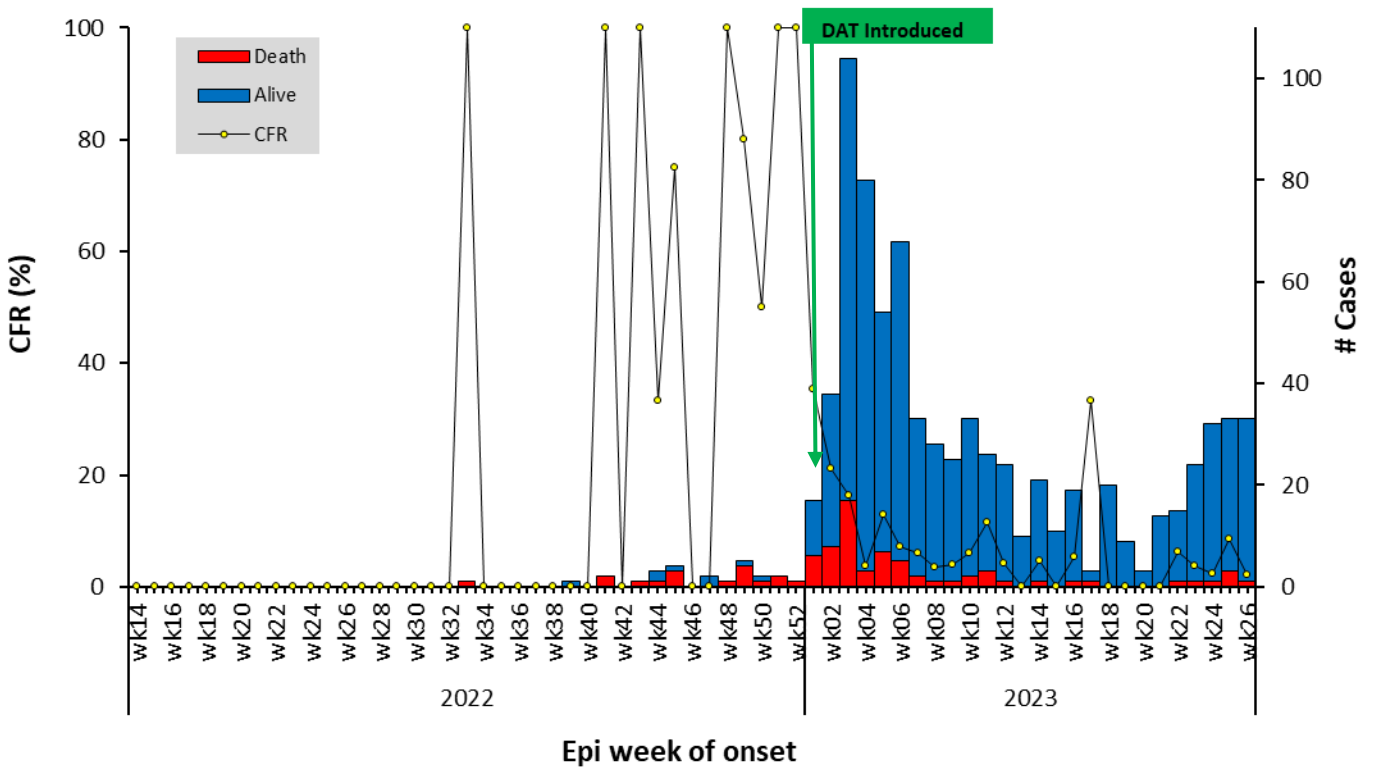


Figure 2: Weekly case fatality rate among confirmed diphtheria cases in Nigeria, May 2022 – June 2023

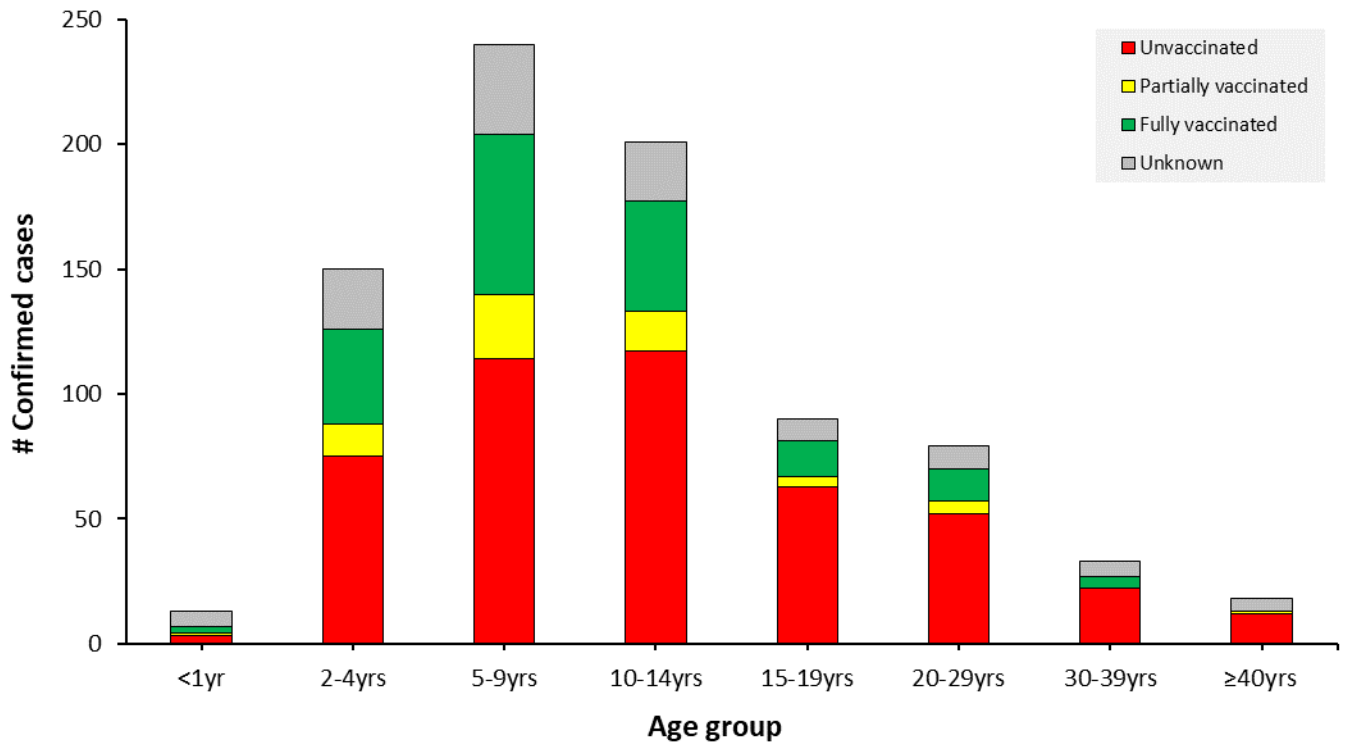


Figure 3: Age distribution and vaccination status of confirmed diphtheria cases in Nigeria, May 2022 – June 2023

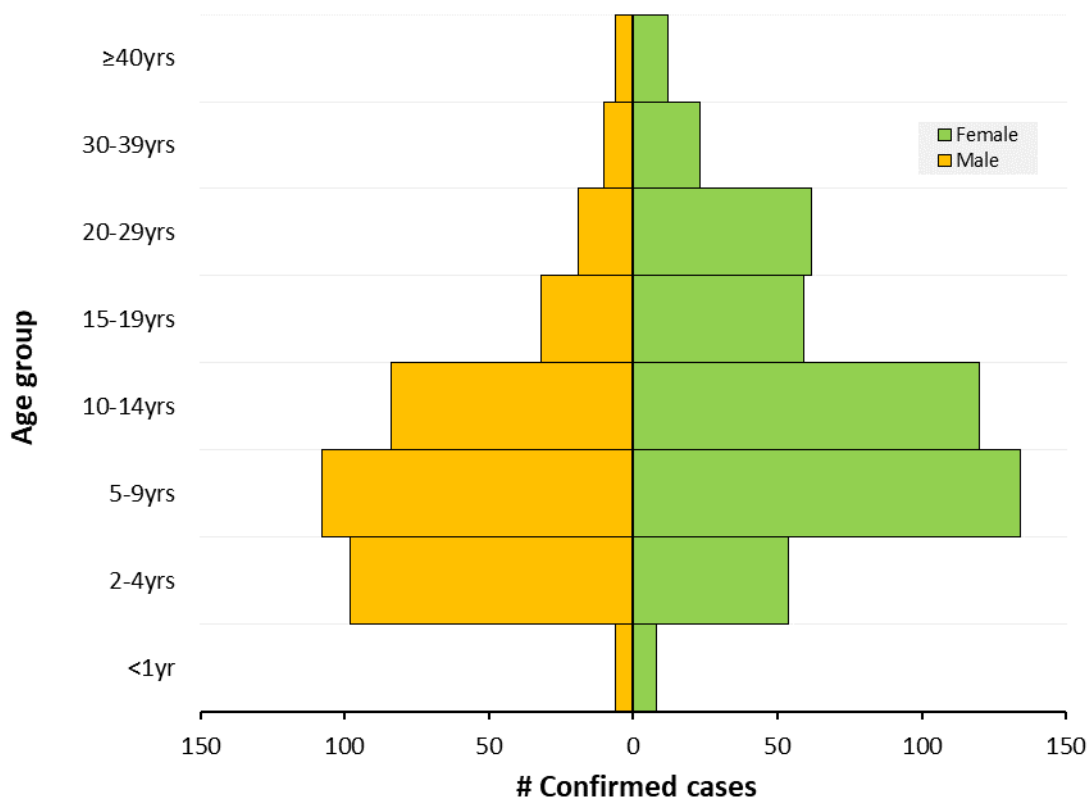


Figure 4: Age-sex distribution of confirmed diphtheria cases in Nigeria, May 2022 – June 2023

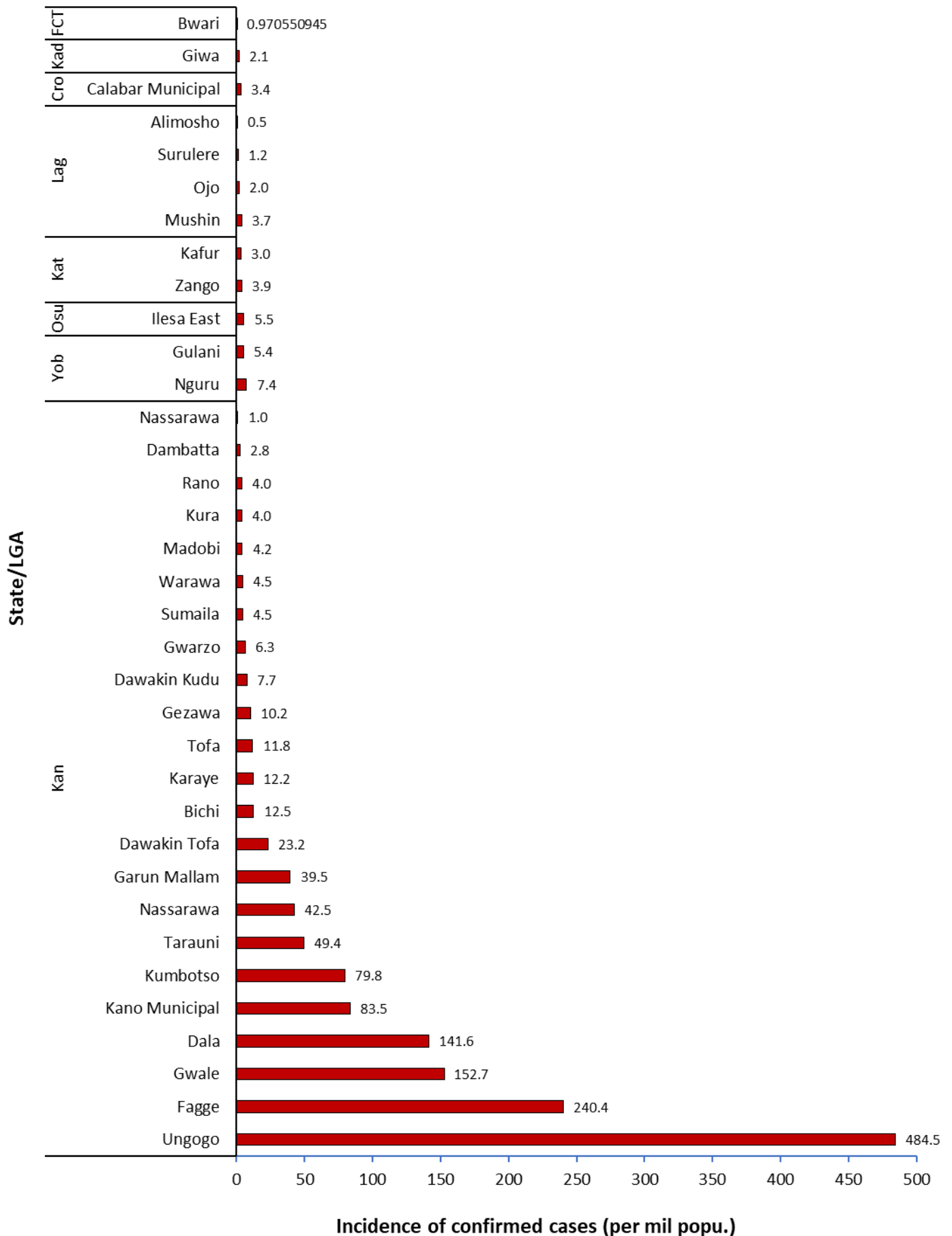


Figure 5: Incidence of confirmed diphtheria cases by States/LGA in Nigeria, May 2022 – June 2023

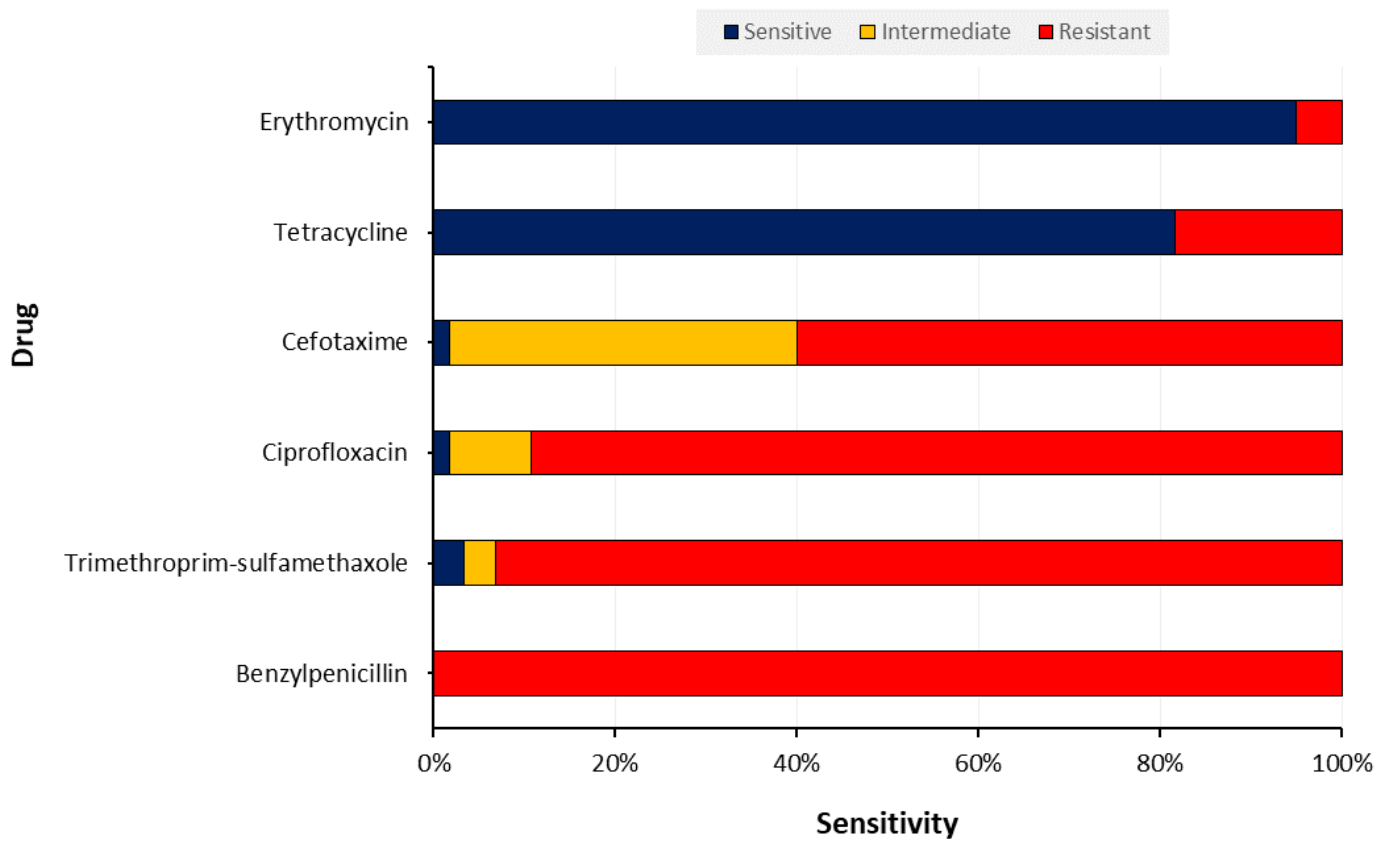


Figure 6: Drug sensitivity results of Toxigenic *Corynebacterium diphtheriae* isolated in Nigeria, May 2022 – June 2023 (n = 60)