

# SITUATION REPORT

## Nigeria Centre For Disease Control (NCDC)

[www.ncdc.gov.ng](http://www.ncdc.gov.ng)

PLOT 800 EBITU UKIWE STREET, JABI ABUJA, NIGERIA. TOLL FREE CALL: 0800-970000-10. E: [info@ncdc.gov.ng](mailto:info@ncdc.gov.ng)



@NCDCgov

<b>TITLE:</b>	<b>CHOLERA OUTBREAK IN NIGERIA</b>
<b>SERIAL NUMBER:</b>	<b>004</b>
<b>EPI-WEEK:</b>	<b>24</b>
<b>DATE:</b>	<b>21 June 2018</b>

### HIGHLIGHTS

- The multiagency cholera emergency operations center (EOC) hosted at NCDC continues to coordinate the response. This is the fourth situation report.
- As at the 22<sup>nd</sup> of June 2018, a total of 13,009 suspected cases and 116<sup>i</sup> deaths have been reported from twelve States (Adamawa, Anambra, Bauchi, Borno, Kano, Kaduna, Kogi, Nasarawa, Niger, Plateau, Yobe and Zamfara) since the beginning of 2018. From available line-lists, the first reported cases were from Kano (01-Jan-2018), Anambra (04-Jan-2018), Borno (13-Feb-2018) and Bauchi (27-Feb-2018), Kogi (04-June-2018), Niger (03-June-2018).
- National Rapid Response Teams (RRT) have been deployed to support surveillance, case management, risk communication, WaSH and laboratory testing in Bauchi, Zamfara and Plateau states.
- Public health advisory notes and risk communications messages on cholera have been disseminated.
- Cholera response materials have been provided to Zamfara, Plateau, Bauchi, Benue, Kogi and Niger states

### EPI-Summary

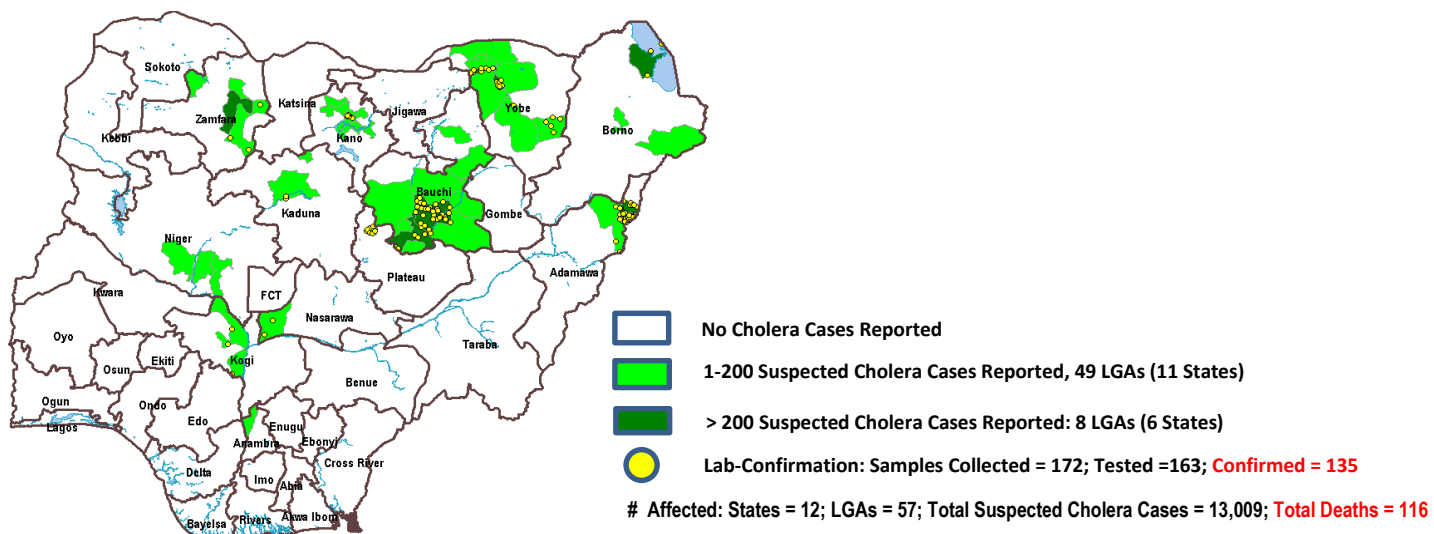
- A total of 13,009 suspected cases with 116 deaths have been reported from twelve (12) States since January 2018, as at 22 June, 2018
- Bauchi State has reported 8413 cases which is the highest in the country so far, followed by Adamawa with 1325 cases, Borno with 1212 cases, Zamfara 729 cases, Yobe with 449 cases, Kano with 372 cases, Plateau with 236 cases, Kaduna 113 cases, Niger with 109 cases, Anambra 23 cases, Kogi 20 cases, and Nasarawa with 8 cases.
- Of the total 13,009 suspected cases reported, 135 were laboratory confirmed
- The overall Case Fatality Rate (CFR) for all cases is 0.89%
- Most affected age groups are 1-4years (29.2%) and 5-14years (24.8%)

**Table 1: Reported Cholera cases by states as at June 21<sup>st</sup> 2018**

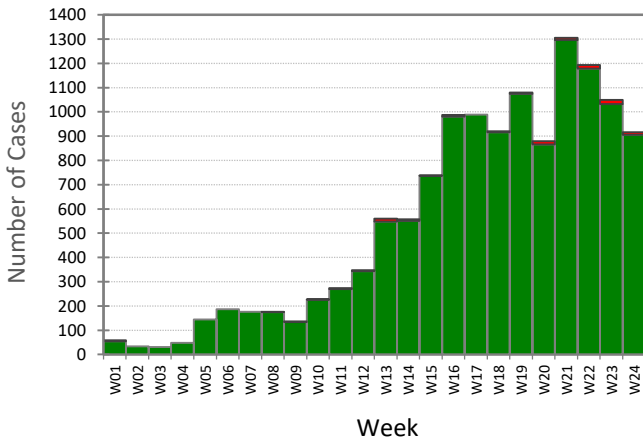
S/N	State	LGAs reporting cases (n)	Cases in week 24	Total cases reported (n)	Total Lab confirmed (n)	Total Deaths (n)	Case fatality rate (%)
1	Adamawa	4	89	1325 ↑	41 ↑	25 ↑	1.9
2	Anambra	1	0	23	0	1	4.3
3	Bauchi	10	465	8413 ↑	40	22 ↑	0.3
4	Borno	3	0	1212	3	0	0
5	Kaduna	3 ↑	0	113 ↑	2	1	0.9
6	Kano	17	0	372	8	21	5.7
7	Kogi ↑	2	10	20	3	5	25.0
8	Nasarawa	1	0 ↑	8	2	0	0
9	Niger ↑	4	66	109	0	12	11.0
10	Plateau	1	2	236	11	3	1.3
11	Yobe	7	0	449	22	17	3.8
12	Zamfara	4 ↑	284 ↑	729 ↑	3	9 ↑	1.2
<b>Total</b>		<b>57 ↑</b>	<b>916 ↑</b>	<b>13,009 ↑</b>	<b>135 ↑</b>	<b>116 ↑</b>	<b>0.89</b>

↑ Number increased since last sitrep

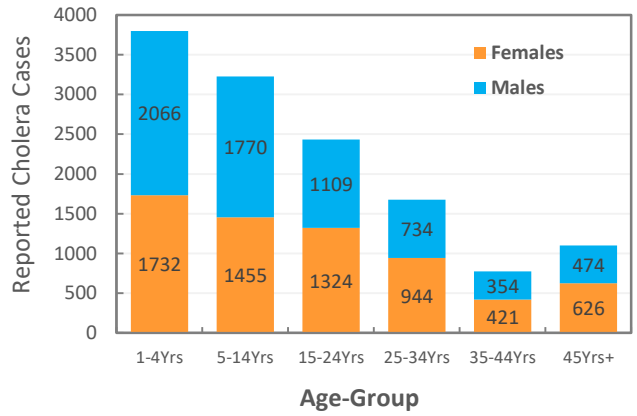
**Nigeria: States/LGAs affected by Cholera, Wk01-24 2018**



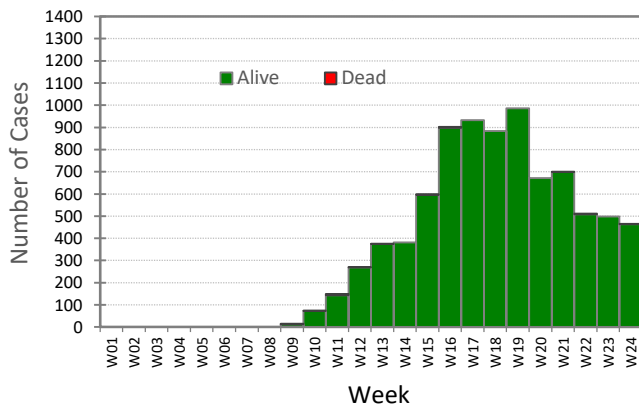
Nigeria: Reported Cholera Cases by Week, Wk01-24 2018



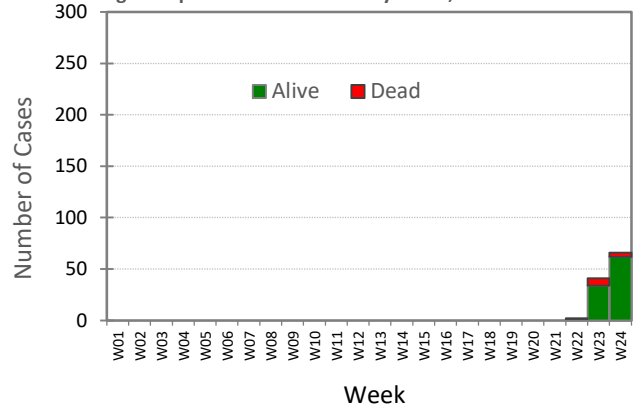
Age-Sex Distribution of Reported Cholera Cases Wk01-24, 2018



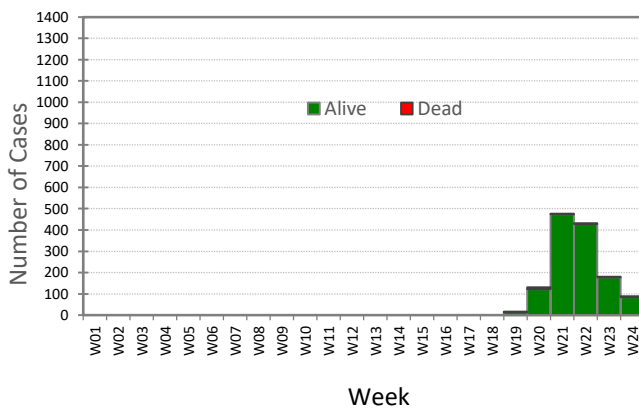
Bauchi: Reported Cholera Cases by Week, Wk01-24 2018



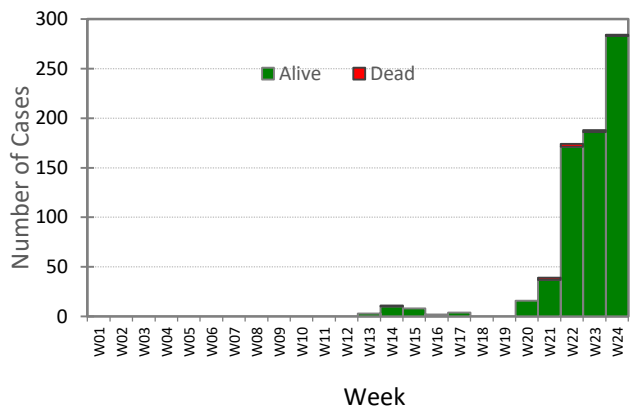
Niger: Reported Cholera Cases by Week, Wk01-24 2018



Adamawa: Reported Cholera Cases by Week, Wk01-24 2018



Zamfara: Reported Cholera Cases by Week, Wk01-24 2018



<sup>i</sup> Total number of deaths has been validated from 187 in Sitrep serial number 002 (Epi week 22) to a total number of 81