

YELLOW FEVER SITUATION REPORT



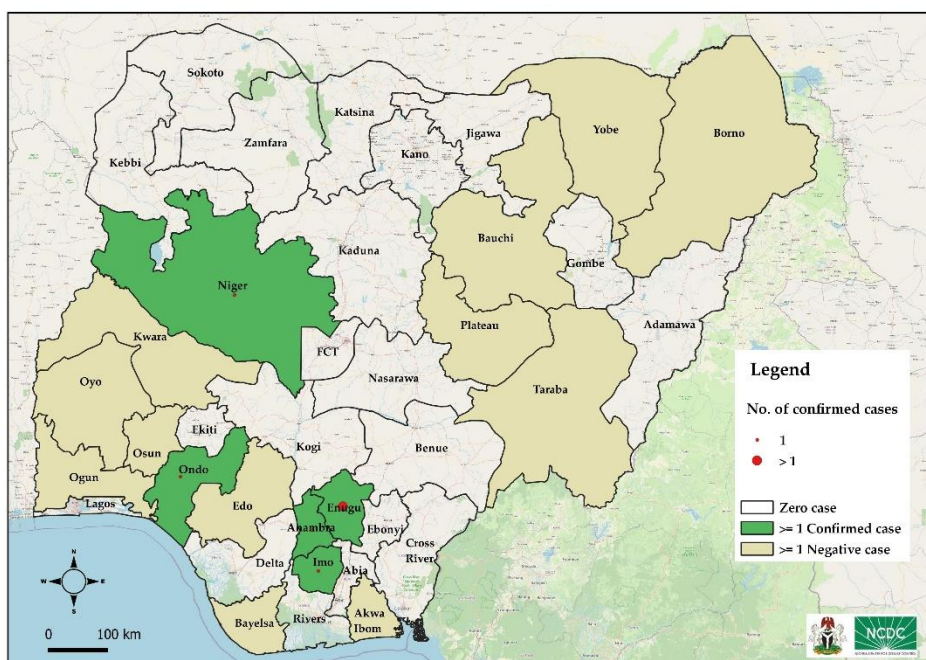
Serial Number: 003	May 2021 Monthly Sitrep
Epi Week:	18 – 21 as at 31 st May 2021
Reporting Month:	May 2021

REPORTING MONTH: May 2021

HIGHLIGHTS

REPORTING PERIOD: May 1ST – 31ST, 2021

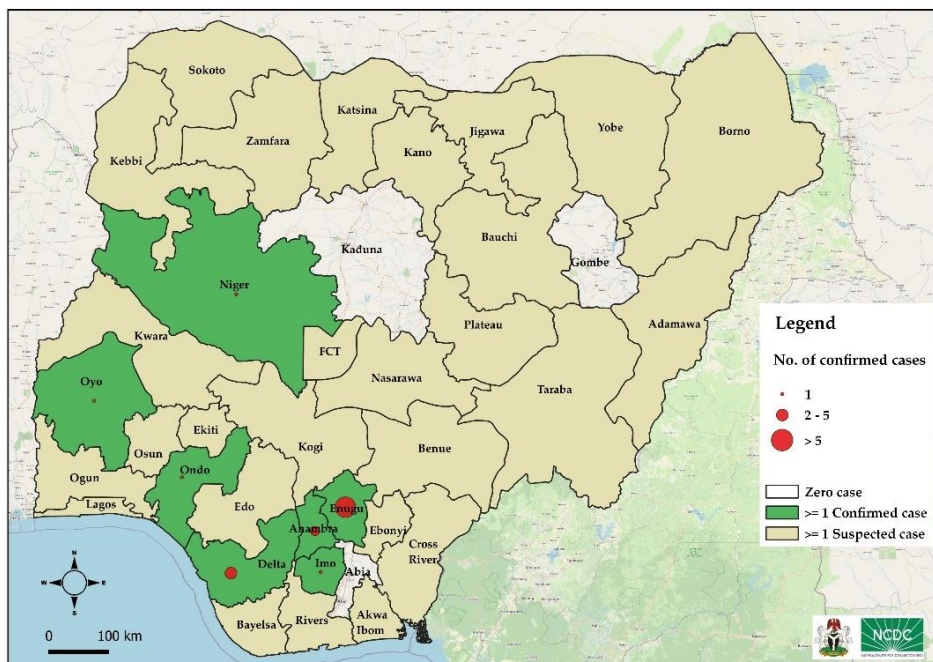
- The Nigeria Centre for Disease Control (NCDC) continues to monitor reports of yellow fever cases in Nigeria.
- A total of 96 suspected cases were reported from 66 Local Government Areas (LGAs) across 19 states: Akwa Ibom (1), Anambra (12), Bauchi (11), Bayelsa (5), Borno (17), Delta (6), Edo (2), Enugu (3), Imo (3), Kwara (6), Nasarawa (1), Niger (12), Ogun (2), Ondo (1), Osun (1), Oyo (3), Plateau (3), Taraba (3), Yobe (4).
- Total of eight presumptive positive samples were recorded from Central Public Health Laboratory (CPHL) Lagos (6) from three LGAs in three states; Anambra -1 [Idemili (1)], Delta-2 [Aniocha South (2), Enugu -3 [Nkanu East (2), Nkanu West (1)] and two from National Reference Laboratory (NRL), Borno -2[Hawul (1), Shani (1)
- Seven new confirmed cases confirmed at Institut Pasteur (IP) Dakar from; Anambra-1 [Onitsha North (1)], Enugu-3[Nkanu East (3), Imo-1 [Ideato (1), Niger -1[Munya (1) and Ondo -1(Ondo West (1)]
- One death (Imo State) was reported among all cases within the review period



96 SUSPECTED CASES	19 STATES WITH SUSPECTED CASES
7 CONFIRMED CASES	5 STATES WITH CONFIRMED CASES
0 DEATHS IN CONFIRMED CASES	0 STATES WITH DEATHS IN CONFIRMED CASES

CUMMULATIVE FOR 1ST JANUARY– 31ST MAY, 2021

- Cumulatively from 1 January - 31 May 2021, a total of 626 suspected cases have been reported from 34 states including FCT in 258 LGAs
- The cases were reported from the following states: Adamawa [13], Akwa Ibom [2], Anambra [47], Bauchi [25], Bayelsa [14], Benue [15], Borno [82], Cross River [9], Delta [14], Ebonyi (2), Edo [28], Ekiti [2], Enugu [30], FCT Abuja [6], Imo [16], Jigawa [23], Kano [14], Katsina [52], Kebbi [15], Kogi [7], Kwara [18], Lagos [3], Nasarawa [11], Niger [32], Ogun [11], Ondo [13], Osun [14], Oyo [19], Plateau [8], Rivers [5], Sokoto [4], Taraba [7], Yobe [56] and Zamfara [9] States
- All the suspected cases were reported from 259 LGAs across the 34 states
- Total of 46 presumptive positive and inconclusive samples were recorded from CPHL Lagos (33), NRL Abuja (11), YDMH Kaduna (1), MDH Abuja (1) and are being further tested for confirmation. These cases were reported from Anambra (7), Bauchi (1), Benue (2), Borno (6), Delta (5),Ebonyi (1), Enugu (14), Imo (1), Kano (1), Katsina (1), Niger (1), Ondo (1), Oyo (4), Yobe (1)
- Eighteen (18) confirmed cases have been reported from IP Dakar from: **Anambra-2** [Idemili North (1), Onisha North (1)], **Delta-3** [Ika South (2), Patani (1)], **Enugu-9** [Nkanu East (8), Udenu (1)], **Imo-1** [Ideato North (1)], **Niger -1**[Munya (1)] **Oyo-1** [Oyo East (1)],and **Ondo -1**(Ondo West (1))
- Two deaths were recorded from Anambra (1) and Imo (1) among suspected cases
- Male to female ratio was 1:1.4 with males 359 (57.3%) and females 267 (42.7%)
- Eighty-one percent of cases were predominantly aged 30 years and below
- The NCDC is coordinating response activities through the National Multi-agency Yellow Fever Technical Working Group (YF TWG)



626 SUSPECTED CASES	34 STATES WITH SUSPECTED CASES
18 CONFIRMED CASES	7 STATES WITH CONFIRMED CASES
0 DEATHS IN CONFIRMED CASES	0 STATES WITH DEATHS IN CONFIRMED CASES

Table 1: Summary of cases of yellow fever in Nigeria as at Epi week 21 (May 31st), 2021.

State	# Suspected Cases	# LGAs with suspected cases	# LGAs with confirmed cases	Laboratory Results					Deaths	
				Samples positive (IgM) & inconclusive in NG)	LGAs with positive (IgM) & Inconclusive	Confirmed Cases (PCR NG)	Confirmed Cases (IP Dakar)	Total Confirmed Cases	# Deaths among Confirmed Cases [CFR] (%)	# Deaths among All Cases [CFR](%)
Abia	-	-	-	-	-	-	-	-	-	-
Adamawa	13	8	-	-	-	-	-	-	-	-
Akwa Ibom	2	2	-	-	-	-	-	-	-	-
Anambra	47	15	2	7	6	-	2	2	-	1
Bauchi	25	8	-	1	1	-	-	-	-	-
Bayelsa	14	5	-	-	-	-	-	-	-	-
Benue	15	6	-	2	1	-	-	-	-	-
Borno	82	14	-	6	4	-	-	-	-	-
Cross River	9	6	-	-	-	-	-	-	-	-
Delta	14	8	2	5	3	-	3	3	-	-
Ebonyi	2	2	-	1	1	-	-	-	-	-
Edo	28	9	-	-	-	-	-	-	-	-
Ekiti	2	2	-	-	-	-	-	-	-	-
Enugu	30	9	2	14	4	-	9	9	-	-
FCT Abuja	6	4	-	-	-	-	-	-	-	-
Gombe	-	-	-	-	-	-	-	-	-	-
Imo	16	9	1	1	1	-	1	1	-	1
Jigawa	23	9	-	-	-	-	-	-	-	-
Kaduna	-	-	-	-	-	-	-	-	-	-
Kano	14	9	-	1	1	-	-	-	-	-
Katsina	52	19	-	1	1	-	-	-	-	-
Kebbi	15	7	-	-	-	-	-	-	-	-
Kogi	7	7	-	-	-	-	-	-	-	-
Kwara	18	9	-	-	-	-	-	-	-	-
Lagos	3	2	-	-	-	-	-	-	-	-
Nasarawa	11	9	-	-	-	-	-	-	-	-
Niger	32	15	1	1	1	-	1	1	-	-
Ogun	11	6	-	-	-	-	-	-	-	-
Ondo	13	7	1	1	1	-	1	1	-	-
Osun	14	7	-	-	-	-	-	-	-	-
Oyo	19	12	1	4	3	-	1	1	-	-
Plateau	8	6	-	-	-	-	-	-	-	-
Rivers	5	5	-	-	-	-	-	-	-	-
Sokoto	4	3	-	-	-	-	-	-	-	-
Taraba	7	3	-	-	-	-	-	-	-	-
Yobe	56	11	-	1	1	-	-	-	-	-
Zamfara	9	5	-	-	-	-	-	-	-	-
TOTAL	626	258(33%)	6(0.8)	46 (7%)	29	0	18	18 (3%)	0 (0%)	2 (0.3%)

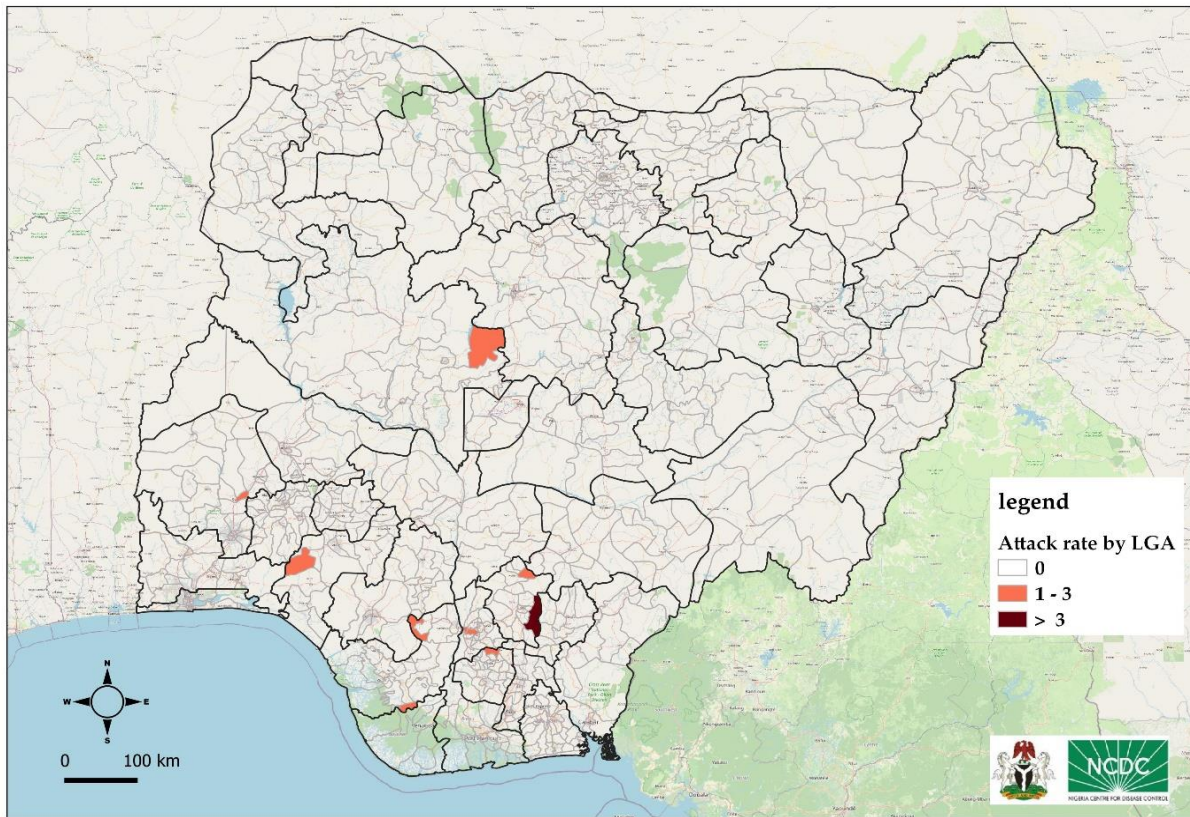


Figure 1: Map of Nigeria showing yellow fever outbreak attack rates in affected LGAs, Epi week 1 to 21, 2021

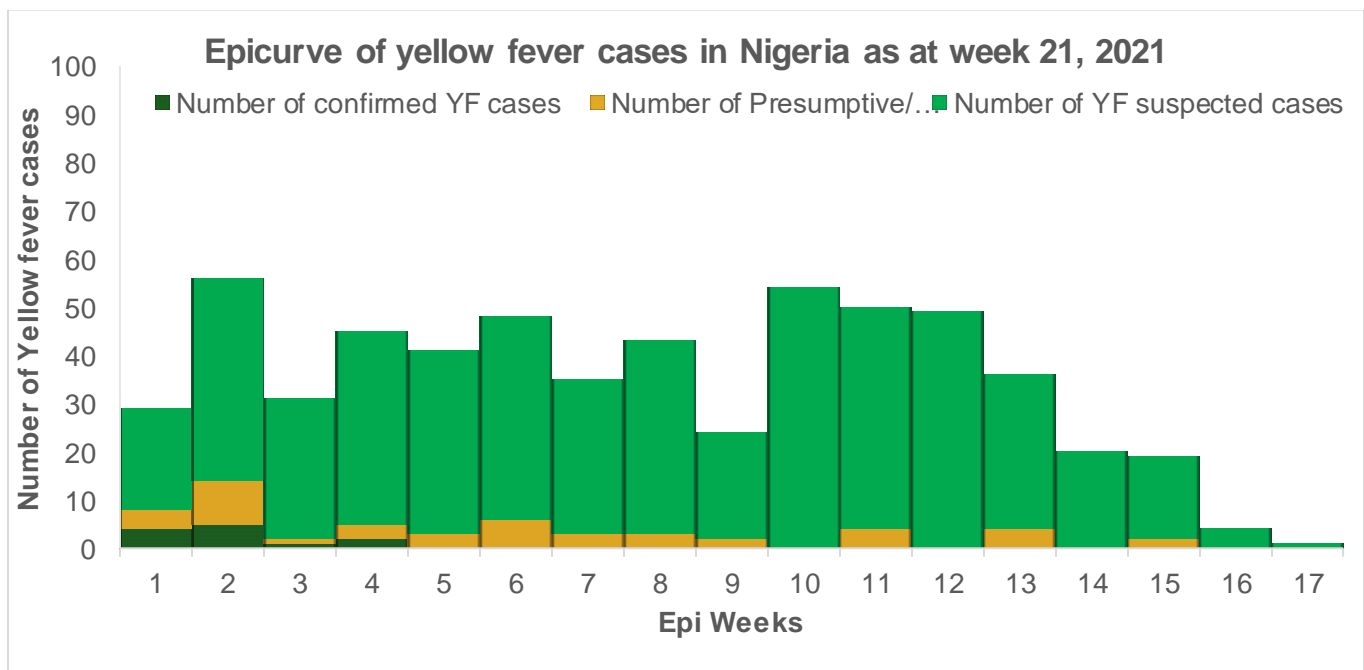


Figure 2: Epicurve of yellow fever cases in Nigeria as at Epi week 21 May, 2021

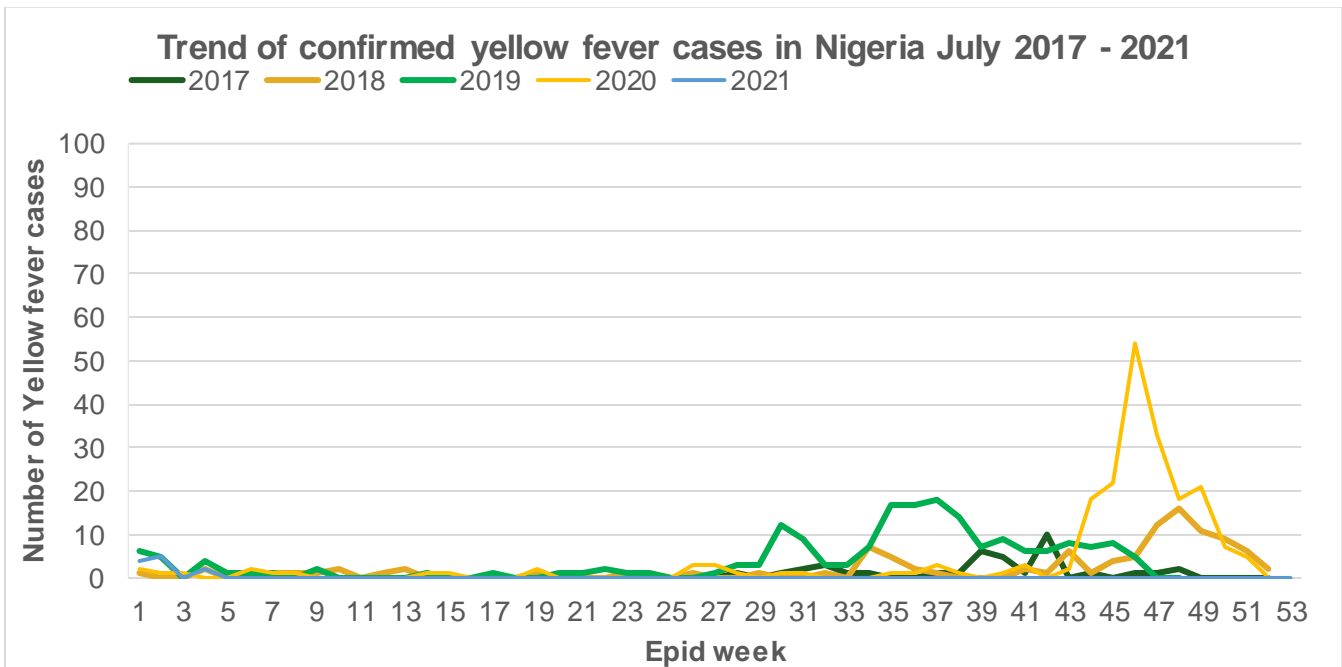


Figure 3: Trend of suspected yellow fever cases in Nigeria 2017 – 2021

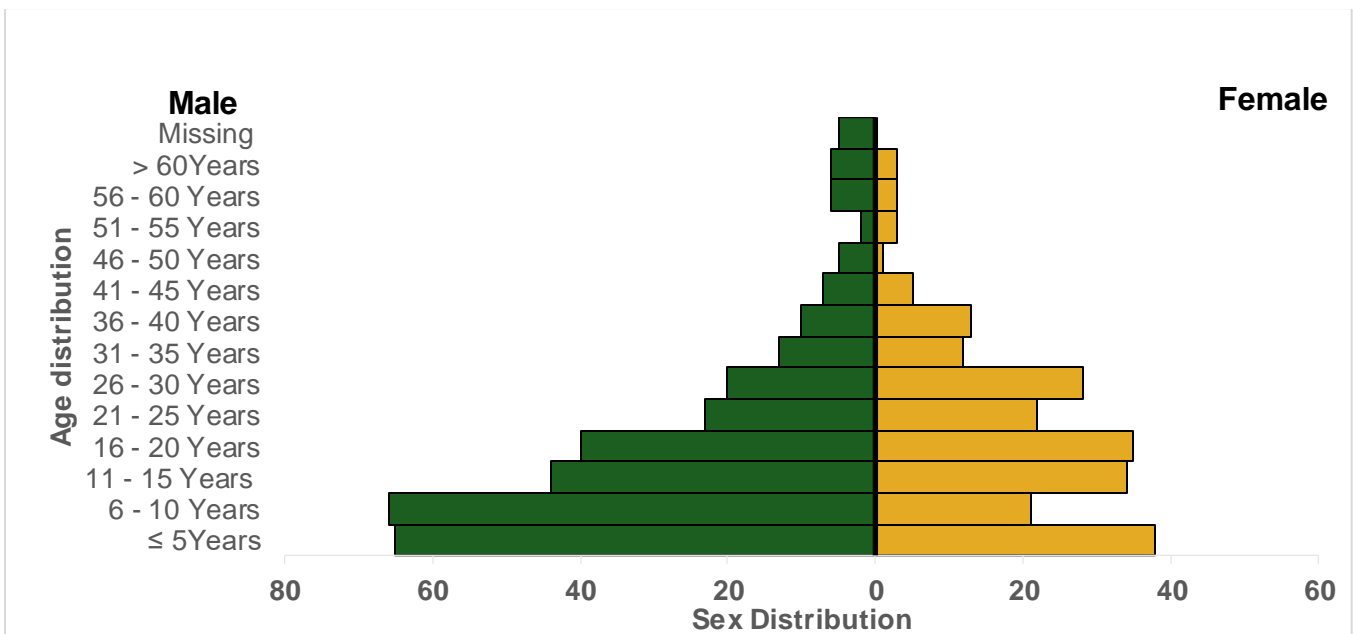


Figure 4: Age and sex distribution of yellow fever cases in Nigeria as at Epi week 21 May 2021

Partners

