

SITUATION REPORT

Nigeria Centre For Disease Control (NCDC)

NCDC.GOV.NG

PLOT 800 EBITU UKIWE STREET, JABI ABUJA, NIGERIA TOLL FREE CALL: 6232 E:info@ncdc.gov.ng

@NCDCgov   

TITLE:	UPDATE ON MONKEYPOX (MPX) IN NIGERIA
SERIAL NUMBER:	10
EPI-WEEK:	38
DATE:	September 30, 2021

Key Indicators	Number
Total confirmed cases from January 2021 till September 2021	23
Total cases reported 2017-2021	493
Total deaths 2017-2021	8
Total confirmed cases in 2017	88
Total confirmed cases in 2018	49
Total confirmed cases in 2019	47
Total confirmed cases in 2020	8
Total confirmed cases in 2021	23
Total confirmed cases reported in September 2021	0

EPIDEMIOLOGICAL SUMMARY

- Since September 2017, Nigeria has continued to report sporadic cases of monkeypox. The monkeypox National Technical Working Group has been monitoring cases and strengthening preparedness/response capacity.
- In September 2021, no new suspected case was reported
- From September 2017 to September 30, 2021, a total of 493 suspected monkeypox cases have been reported from 31 states in the country.
- Of the reported cases, 215 (43.6%) have been confirmed in 20 states - Rivers (51), Bayelsa (41), Lagos (28), Delta (27), Cross River (13), Imo (8), Akwa Ibom (7), Edo (7), Oyo (6), FCT (6), Enugu (4), Abia (3), Plateau (3), Nasarawa (2), Benue (2), Anambra (2), Ekiti (2), Ebonyi (1), Niger (1) and Ogun (1).
- A total of eight deaths have been recorded (CFR= 3.7%) in six states – Edo (2), Lagos (2), Imo (1), Cross River (1), FCT (1) and Rivers (1) – From September 2017 to September 30, 2021.
- In 2021, a total of 79 suspected cases have been reported between January and September 30, 2021. Of the suspected cases, 23 were confirmed from eight states Delta (7), Lagos (4), Bayelsa (4), Rivers (4), Edo (1), FCT (1), Niger (1), Ogun (1) and, no deaths recorded from all States.



Figure 1: Epidemic Curve of Suspected & Confirmed MPX Cases Jan. 2021 till date

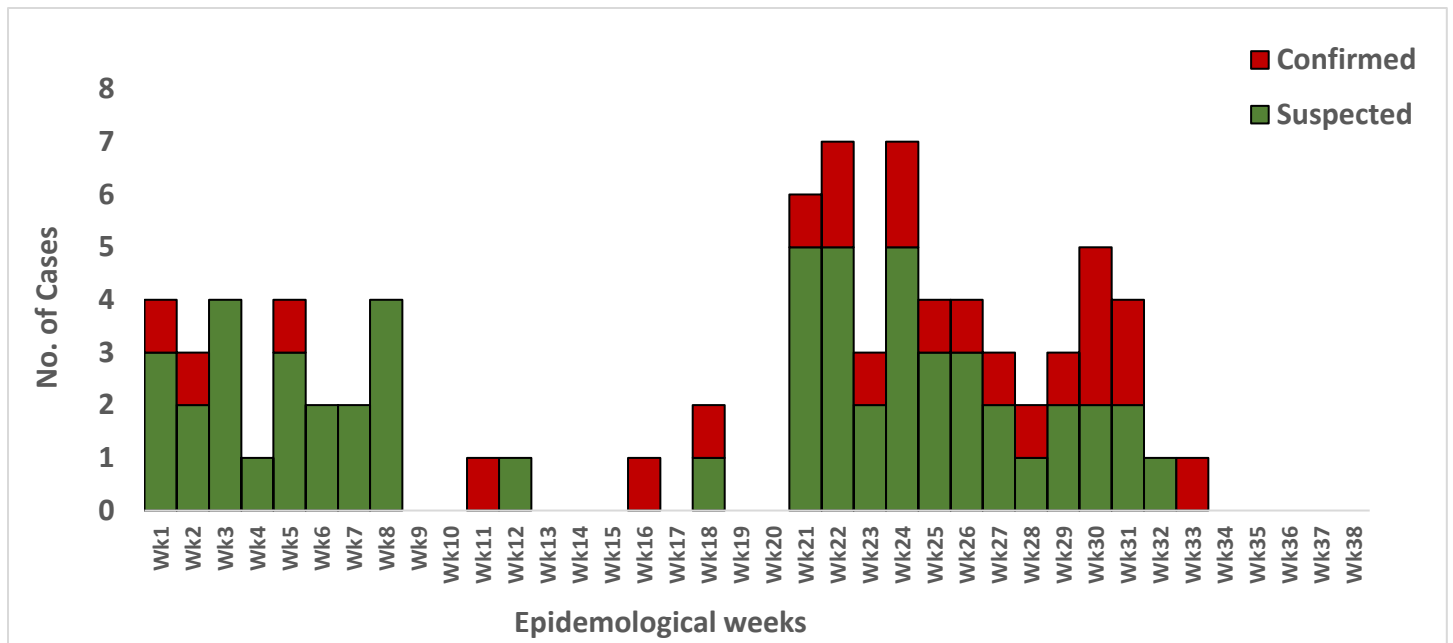


Table 2: Nigeria confirmed monkeypox cases by state, September 2017-September 2021

State	2017	2018	2019	2020	2021	Total
Rivers	25	14	7	1	4	51
Bayelsa	19	11	7	0	4	41
Lagos	4	1	15	4	4	28
Delta	3	6	10	1	7	27
Cross River	9	3	1	0	0	13
Imo	5	2	1	0	0	8
Akwa Ibom	6	0	1	0	0	7
Oyo	1	3	2	0	0	6
Edo	4	1	1	0	1	7
FCT	5	0	0	0	1	6
Enugu	1	2	1	0	0	4
Abia	1	2	0	0	0	3
Plateau	0	2	0	1	0	3
Nasarawa	1	1	0	0	0	2
Benue	2	0	0	0	0	2
Anambra	0	1	1	0	0	2
Ekiti	2	0	0	0	0	2
Ebonyi	0	0	0	1	0	1
Niger	0	0	0	0	1	1
Ogun	0	0	0	0	1	1
Grand Total	88	49	47	8	23	215

Figure 2 Map Showing States with Confirmed MPX Cases from September 2017 till date (20 states)

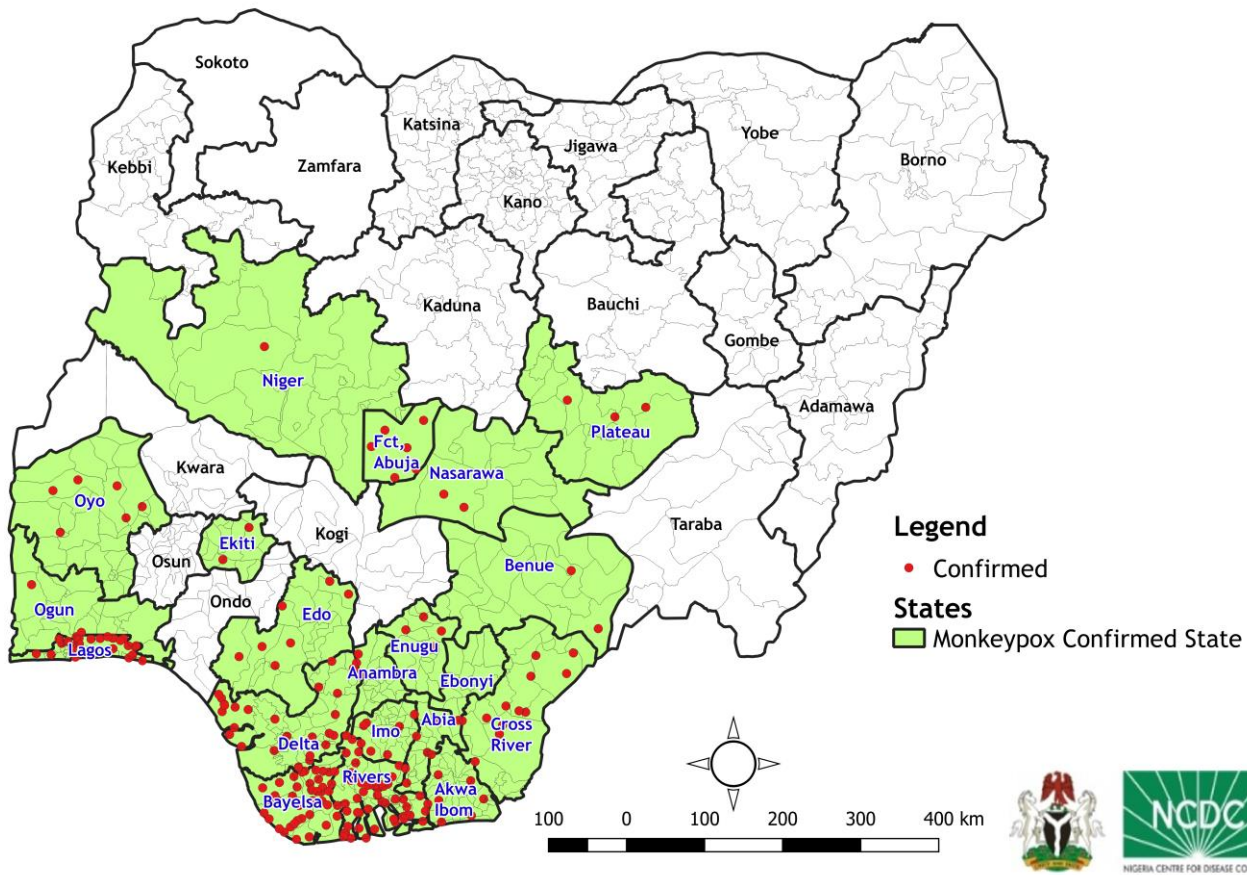


Figure 3: Nigeria confirmed Monkeypox cases by the year of incidence- September 2017- September 2021

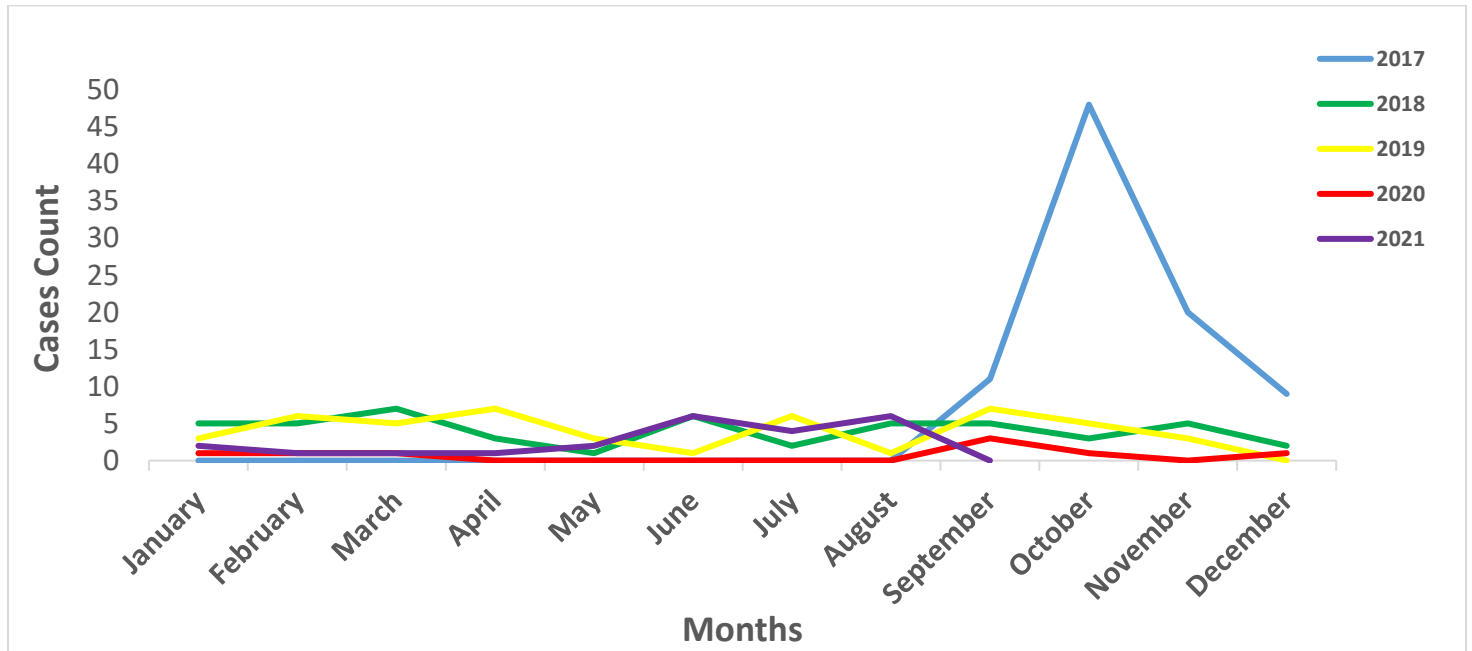
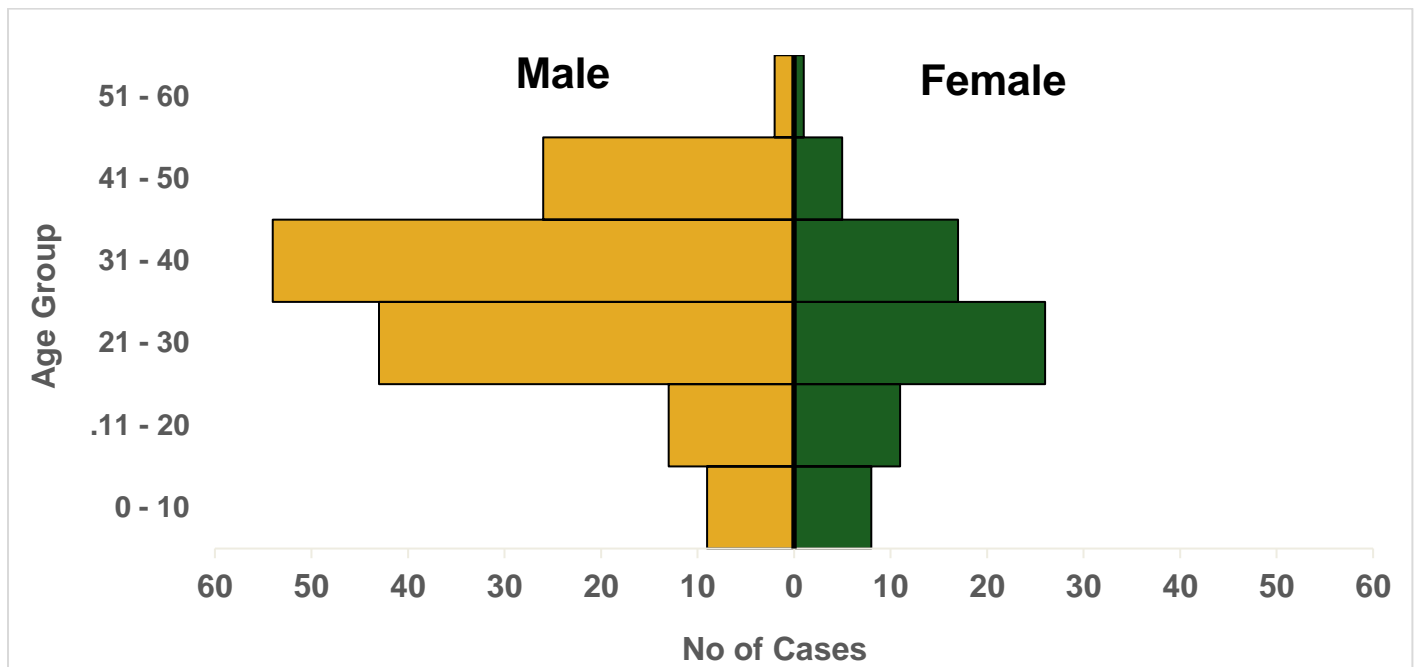


Table 3: Age distribution of confirmed Monkeypox cases September 2017-September 2021

Age Group	2017	2018	2019	2020	2021	Total
0-10 Years	7	5	1	0	0	13
11-20 Years	12	4	1	0	4	21
21-30 Years	34	13	13	4	7	71
31- 40 Years	26	17	22	4	8	77
41-50 Years	9	10	9	0	3	31
51-60 Years	0	0	1	0	1	2
Total	88	49	47	8	23	215

Figure 4: Age and sex distribution of Nigeria confirmed monkeypox cases September 2017-September 2021



Challenges with monkeypox surveillance

1. Weak monkeypox surveillance, likely linked to limited health workforce and response to COVID 19 pandemic
2. Low utilisation of health facilities by patients due to stigmatisation, cost, and low mortality rate.
3. Low sample collection rate in reporting states

KEY ACTIVITIES

Coordination

1. Monkeypox activities are being coordinated by the Multi-Agency MPX Technical Working Group at NCDC
2. Offsite support is being provided to states

Epidemiology/Surveillance

1. Engagement of community and LGA surveillance officers to support state and LGA surveillance teams

Next steps:

1. Weekly follow up calls/emails to states surveillance team and MPX treatment facilities
2. Continue onsite/offsite support to states