



COVID-19 SITUATION REPORT

WEEKLY EPIDEMIOLOGICAL REPORT 10

Epi Week 51: 14th December – 20th December 2020

DATA AS REPORTED AND ACCURATE BY NCDC AS AT MIDNIGHT 20TH DECEMBER 2020

STATE OF THE NATION

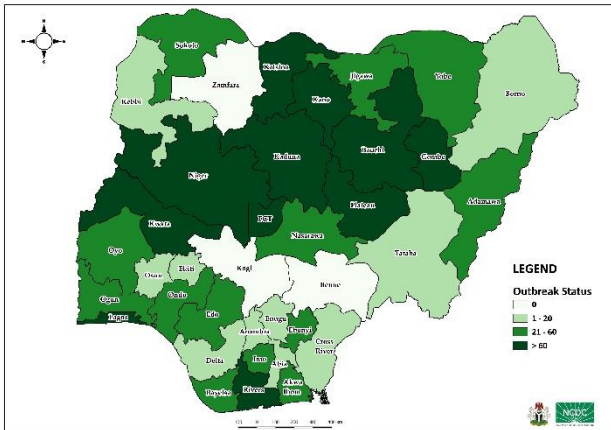


Fig 1. Distribution of cases (Epi Week 51 only)

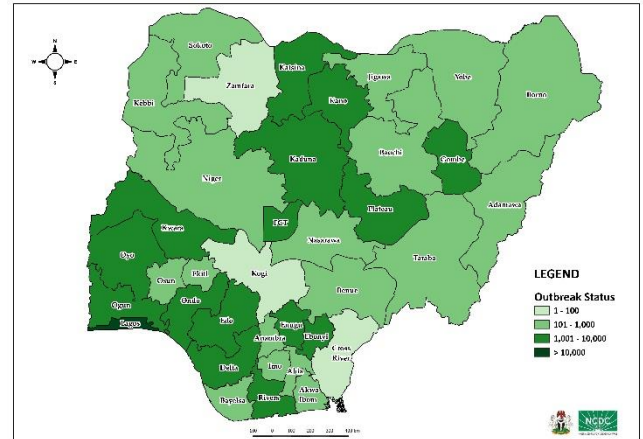


Fig 2. Distribution of cumulative cases

HIGHLIGHTS

- In Week 51, the number of new confirmed cases increased to **5,261** from **3,918** in week 49. These were reported in **33** states including FCT (Tables 1 & 2).
- In Week 51, the number of discharged cases increased to **2,213** from **1,316** in week 49. These were reported in **29** states including FCT (Tables 1 & 3).
- Cumulatively, since the outbreak began in Week **9**, there have been **1,221** deaths reported with a case fatality rate (CFR) of **1.6%** (Tables 1 & 4).
- The number of reported deaths in the last one week in states including FCT is **24** (Tables 1 & 4).
- In Week 51, the number of in-bound international travellers at Nigerian airports was **20,208** compared to **15,805** in Week 50.
- In Week 51, the number of international travellers with a positive result after the 7th day of arrival was **270** compared to **129** in week 50.
- In Africa, the count for confirmed COVID-19 cases is **2,508,815** with **59,099** deaths resulting in a case fatality rate of **2.4%**
- Globally, the count for confirmed COVID-19 cases is **75,479,471** with **1,686,267** deaths resulting in a case fatality rate of **2.2%**

GENERAL FACT SHEET – DATA AS AT 20th DECEMBER 2020

Table 1: States with reported laboratory-confirmed COVID-19 cases, recoveries, deaths, samples tested and active cases

STATES	CONFIRMED		RECOVERIES		DEATHS		TESTING		ACTIVE CASES
	Total	Last Week	Total	Last Week	Total	Last Week	Total	Last Week	
Abia	980	7	945	8	10	0	10,972	190	25
Adamawa	355	26	238	0	21	2	4,487	135	96
Akwa Ibom	395	31	342	15	9	0	4,059	33	44
Anambra	299	9	274	9	19	0	3,309	56	6
Bauchi	897	89	775	11	14	0	11,776	807	108
Bayelsa	497	28	421	33	21	0	6,945	394	55
Benue	515	0	460	0	11	0	6,716	321	44
Borno	778	20	705	0	36	0	14,868	386	37
Cross River	93	3	81	3	11	2	2,100	108	1
Delta	1,843	14	1,737	0	49	0	21,912	2,481	57
Ebonyi	1,091	30	1,037	6	30	0	6,468	57	24
Edo	2,768	31	2,603	22	113	0	21,488	629	52
Ekiti	405	10	375	19	6	0	7,890	165	24
Enugu	1,376	13	1,321	2	21	0	9,880	320	34
FCT	9,627	1,203	6,694	311	93	5	110,597	6,854	2,840
Gombe	1,164	95	950	14	31	6	26,362	410	183
Imo	734	46	661	6	12	0	14,099	1,008	61
Jigawa	386	46	318	10	11	0	3,153	88	57
Kaduna	4,504	637	3,877	548	48	1	37,776	2,275	579
Kano	2,032	128	1,778	47	56	0	60,708	1,693	198
Katsina	1,401	208	1,167	157	24	0	25,520	351	210
Kebbi	143	5	130	15	8	0	2,755	14	5
Kogi	5	0	3	0	2	0	425	33	0
Kwara	1,296	70	1,094	18	31	1	8,784	37	171
Lagos	26,708	1,756	24,037	598	236	5	224,577	12,958	2,435
Nasarawa	600	38	325	0	13	0	8,718	406	262
Niger	381	83	300	18	12	0	8,838	563	69
Ogun	2,382	54	2,175	51	33	0	42,129	3,409	174
Ondo	1,797	42	1,690	66	41	0	11,445	1,414	66

STATES	CONFIRMED		RECOVERIES		DEATHS		TESTING		ACTIVE CASES
	Total	Last Week	Total	Last Week	Total	Last Week	Total	Last Week	
Osun	979	19	937	6	22	1	6,293	86	20
Oyo	3,788	28	3,359	2	46	1	29,045	407	383
Plateau	4,262	265	3,963	62	34	0	42,247	1,745	265
Rivers	3,279	128	2,987	83	60	0	80,437	4,970	232
Sokoto	228	36	171	20	17	0	11,309	354	40
Taraba	203	7	177	16	7	0	4,939	477	19
Yobe	164	56	123	37	8	0	3,961	356	33
Zamfara	79	0	73	0	5	0	1,205	25	1
Total	78,434	5,261	68,303	2,213	1,221	24	898,192	46,015	8,910

RETURNING PASSENGERS TESTS

Over the last week, the following laboratories carried out COVID-19 tests for returning passengers:

Name of Lab	# Test
54gene Abuja	271
54gene Lagos	6
Acouns Laboratory Diagnostic Center	16
AML, Ikeja	121
Biologix	52
Cedarcrest Abuja	67
Clina-lancet Laboratories Abuja	830
Clina-lancet Laboratories Abuja	29
Clinix Healthcare	115
DNA Labs Abuja	135
E-clinic & Diagnostics	10
Everight Diagnostics (Abuja)	48
Everight Diagnostics (Imo)	113
Harley and Rainbow Specialized Laboratory	18
LASUCOM Molecular Laboratory	12
Medbury PCR Laboratory	735
Medicaid Abuja	152
O2	49
Synlab	406
The Specialist Lab	10
Total	33
Union Diagnostics	16
Vcare	52
Wellmed	15
Zaine Lab	33
TOTAL	3,344

BACKLOG OF REPORTED TESTS

Name of Lab	# Test
NIL	0

Laboratories without reports on number of samples tested this week

UCH (Oyo)
NRL (FCT)
UN IOM (FCT)
DRL (FCT)
MDL (Akwa Ibom)
CPHL (Lagos)
GH Onitsha (Anambra)
GH Takum (Taraba)
NVRI (Plateau)
UNIOSUN (Osun)
Lawrence Henshaw (Cross River)
SSH (Kogi)
Lily Hosp Mol Lab (FCT)
CAMRET (Sokoto)
Zankli GX (Nasawara)
JUTH GX (Plateau)

DAILY CONFIRMED CASES – DATA AS AT 20th DECEMBER 2020

Table 2: States with reported laboratory-confirmed COVID-19 cases daily over the last week

CONFIRMED CASES	WEEK 51	14 th December	15 th December	16 th December	17 th December	18 th December	19 th December	20 th December
	TOTAL	Monday	Tuesday	Wednesday	Thursday	Friday	Saturday	Sunday
Abia	7	0	0	0	0	7	0	0
Adamawa	26	0	0	0	0	0	26	0
Akwa Ibom	31	0	0	0	2	29	0	0
Anambra	9	0	4	0	1	2	2	0
Bauchi	89	2	44	6	18	19	0	0
Bayelsa	28	0	2	0	21	0	0	5
Benue	0	0	0	0	0	0	0	0
Borno	20	0	0	10	4	2	0	4
Cross River	3	0	0	2	0	1	0	0
Delta	14	0	0	0	0	4	10	0
Ebonyi	30	0	8	6	7	9	0	0
Edo	31	1	4	5	8	1	5	7
Ekiti	10	0	1	0	5	1	1	2
Enugu	13	0	0	0	0	0	13	0
FCT	1,203	0	305	179	145	255	207	112
Gombe	95	0	35	0	52	8	0	0
Imo	46	0	0	42	0	4	0	0
Jigawa	46	0	0	42	3	1	0	0
Kaduna	637	74	103	54	138	36	179	53
Kano	128	0	9	52	23	15	13	16
Katsina	208	40	0	52	70	25	0	21
Kebbi	5	0	0	0	5	0	0	0
Kogi	0	0	0	0	0	0	0	0
Kwara	70	6	13	30	0	21	0	0
Lagos	1,756	53	152	279	459	287	308	218
Nasarawa	38	0	0	19	8	11	0	0
Niger	83	0	0	9	31	0	43	0
Ogun	54	2	5	13	12	1	12	9
Ondo	42	0	0	0	18	14	0	10
Osun	19	0	5	0	6	3	3	2

CONFIRMED CASES	WEEK 51	14 th December	15 th December	16 th December	17 th December	18 th December	19 th December	20 th December
	TOTAL	Monday	Tuesday	Wednesday	Thursday	Friday	Saturday	Sunday
Oyo	28	0	4	9	12	0	3	0
Plateau	265	9	31	62	80	13	46	24
Rivers	128	11	17	38	17	25	16	4
Sokoto	36	1	15	2	0	0	18	0
Taraba	7	2	1	4	0	0	0	0
Yobe	56	0	0	15	0	12	15	14
Zamfara	0	0	0	0	0	0	0	0
Total	5,261	201	758	930	1,145	806	920	501

DAILY RECOVERIES – DATA AS AT 20th DECEMBER 2020

Table 3: States with reported case management confirmed COVID-19 recoveries daily over the last week

CONFIRMED RECOVERIES	WEEK 51	14 th December	15 th December	16 th December	17 th December	18 th December	19 th December	20 th December
	TOTAL	Monday	Tuesday	Wednesday	Thursday	Friday	Saturday	Sunday
Abia	8	0	0	0	0	8	0	0
Adamawa	0	0	0	0	0	0	0	0
Akwa Ibom	15	0	0	0	0	9	0	6
Anambra	9	0	3	0	6	0	0	0
Bauchi	11	7	0	0	0	2	2	0
Bayelsa	33	0	33	0	0	0	0	0
Benue	0	0	0	0	0	0	0	0
Borno	0	0	0	0	0	0	0	0
Cross River	3	0	0	0	0	3	0	0
Delta	0	0	0	0	0	0	0	0
Ebonyi	6	0	0	0	6	0	0	0
Edo	22	0	0	5	7	0	2	8
Ekiti	19	2	9	0	1	0	6	1
Enugu	2	0	0	0	0	0	2	0
FCT	311	0	15	66	21	1	0	208
Gombe	14	0	6	0	0	8	0	0
Imo	6	0	0	6	0	0	0	0
Jigawa	10	0	0	4	6	0	0	0
Kaduna	548	50	34	35	90	98	115	126
Kano	47	0	4	5	4	12	0	22
Katsina	157	15	0	0	28	44	0	70
Kebbi	15	0	0	0	15	0	0	0
Kogi	0	0	0	0	0	0	0	0
Kwara	18	0	18	0	0	0	0	0
Lagos	598	123	29	106	115	86	104	35
Nasarawa	0	0	0	0	0	0	0	0
Niger	18	0	0	0	7	0	11	0
Ogun	51	5	8	4	0	10	16	8
Ondo	66	0	0	0	0	66	0	0
Osun	6	0	1	0	2	0	1	2

CONFIRMED RECOVERIES	WEEK 51	14 th December	15 th December	16 th December	17 th December	18 th December	19 th December	20 th December
	TOTAL	Monday	Tuesday	Wednesday	Thursday	Friday	Saturday	Sunday
Oyo	2	0	0	0	1	0	1	0
Plateau	62	5	10	16	0	0	31	0
Rivers	83	17	5	3	26	13	9	10
Sokoto	20	0	0	14	0	6	0	0
Taraba	16	0	5	11	0	0	0	0
Yobe	37	0	0	6	0	8	0	23
Zamfara	0	0	0	0	0	0	0	0
Total	2,213	224	180	281	335	374	300	519

DAILY FATALITIES – DATA AS AT 20th DECEMBER 2020

Table 4: States with reported COVID-19 fatalities daily over the last week

CONFIRMED FATALITIES	WEEK 51	14 th December	15 th December	16 th December	17 th December	18 th December	19 th December	20 th December
	TOTAL	Monday	Tuesday	Wednesday	Thursday	Friday	Saturday	Sunday
Abia	0	0	0	0	0	0	0	0
Adamawa	2	0	1	0	0	0	1	0
Akwa Ibom	0	0	0	0	0	0	0	0
Anambra	0	0	0	0	0	0	0	0
Bauchi	0	0	0	0	0	0	0	0
Bayelsa	0	0	0	0	0	0	0	0
Benue	0	0	0	0	0	0	0	0
Borno	0	0	0	0	0	0	0	0
Cross River	2	0	0	0	0	2	0	0
Delta	0	0	0	0	0	0	0	0
Ebonyi	0	0	0	0	0	0	0	0
Edo	0	0	0	0	0	0	0	0
Ekiti	0	0	0	0	0	0	0	0
Enugu	0	0	0	0	0	0	0	0
FCT	5	0	0	0	0	0	3	2
Gombe	6	0	0	0	2	4	0	0
Imo	0	0	0	0	0	0	0	0
Jigawa	0	0	0	0	0	0	0	0
Kaduna	1	0	0	0	0	1	0	0
Kano	0	0	0	0	0	0	0	0
Katsina	0	0	0	0	0	0	0	0
Kebbi	0	0	0	0	0	0	0	0
Kogi	0	0	0	0	0	0	0	0
Kwara	1	0	0	0	0	1	0	0
Lagos	5	0	1	0	1	1	2	0
Nasarawa	0	0	0	0	0	0	0	0
Niger	0	0	0	0	0	0	0	0
Ogun	0	0	0	0	0	0	0	0
Ondo	0	0	0	0	0	0	0	0

CONFIRMED FATALITIES	WEEK 51	14 th December	15 th December	16 th December	17 th December	18 th December	19 th December	20 th December
	TOTAL	Monday	Tuesday	Wednesday	Thursday	Friday	Saturday	Sunday
Osun	1	0	0	0	0	0	0	1
Oyo	1	0	1	0	0	0	0	0
Plateau	0	0	0	0	0	0	0	0
Rivers	0	0	0	0	0	0	0	0
Sokoto	0	0	0	0	0	0	0	0
Taraba	0	0	0	0	0	0	0	0
Yobe	0	0	0	0	0	0	0	0
Zamfara	0	0	0	0	0	0	0	0
Total	24	0	3	0	3	9	6	3

DAILY EPICURVE

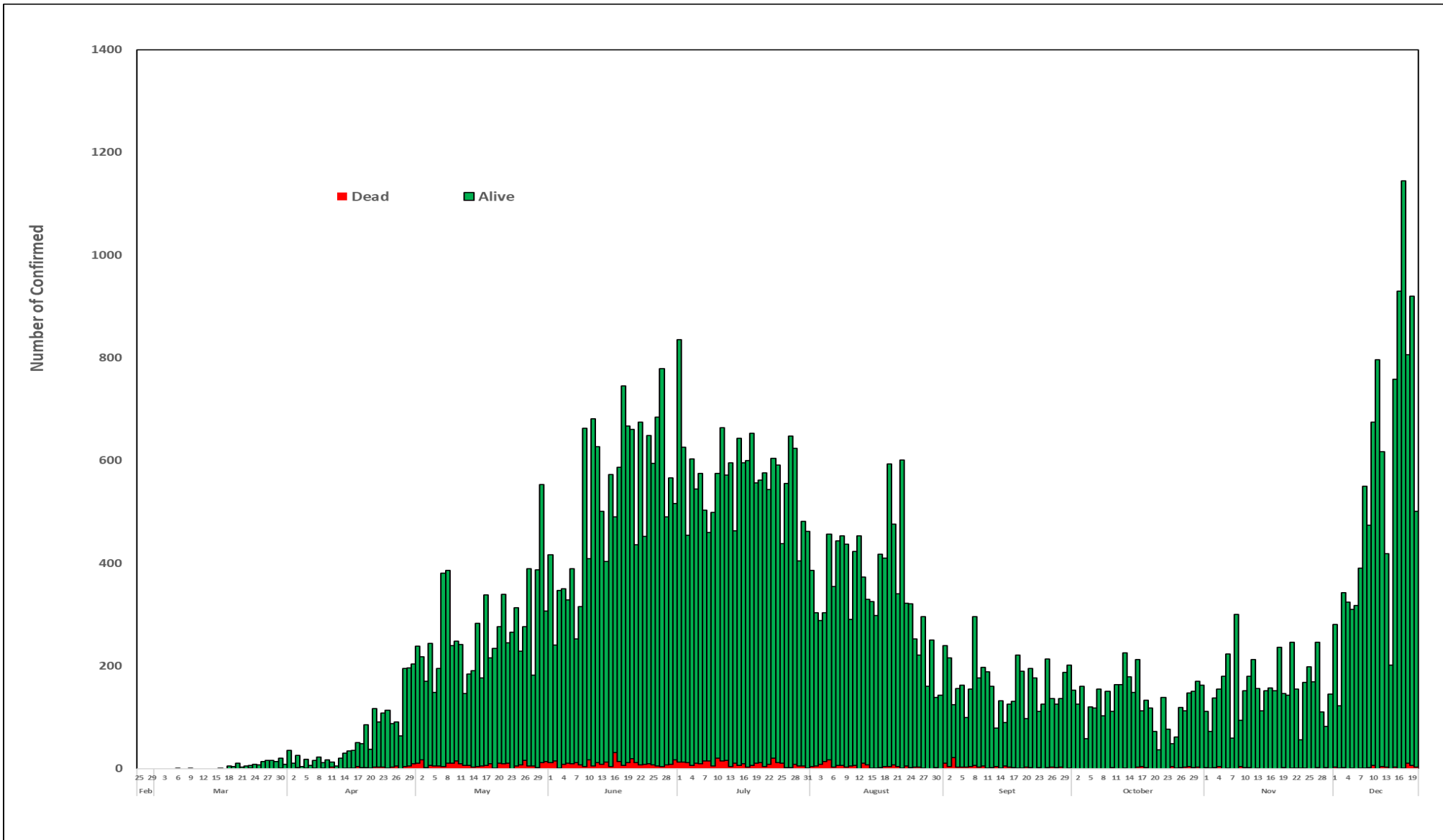


Figure 5: Daily epidemic curve of confirmed cases as reported per day as at 20th Dec 2020

AGE-GENDER BREAKDOWN

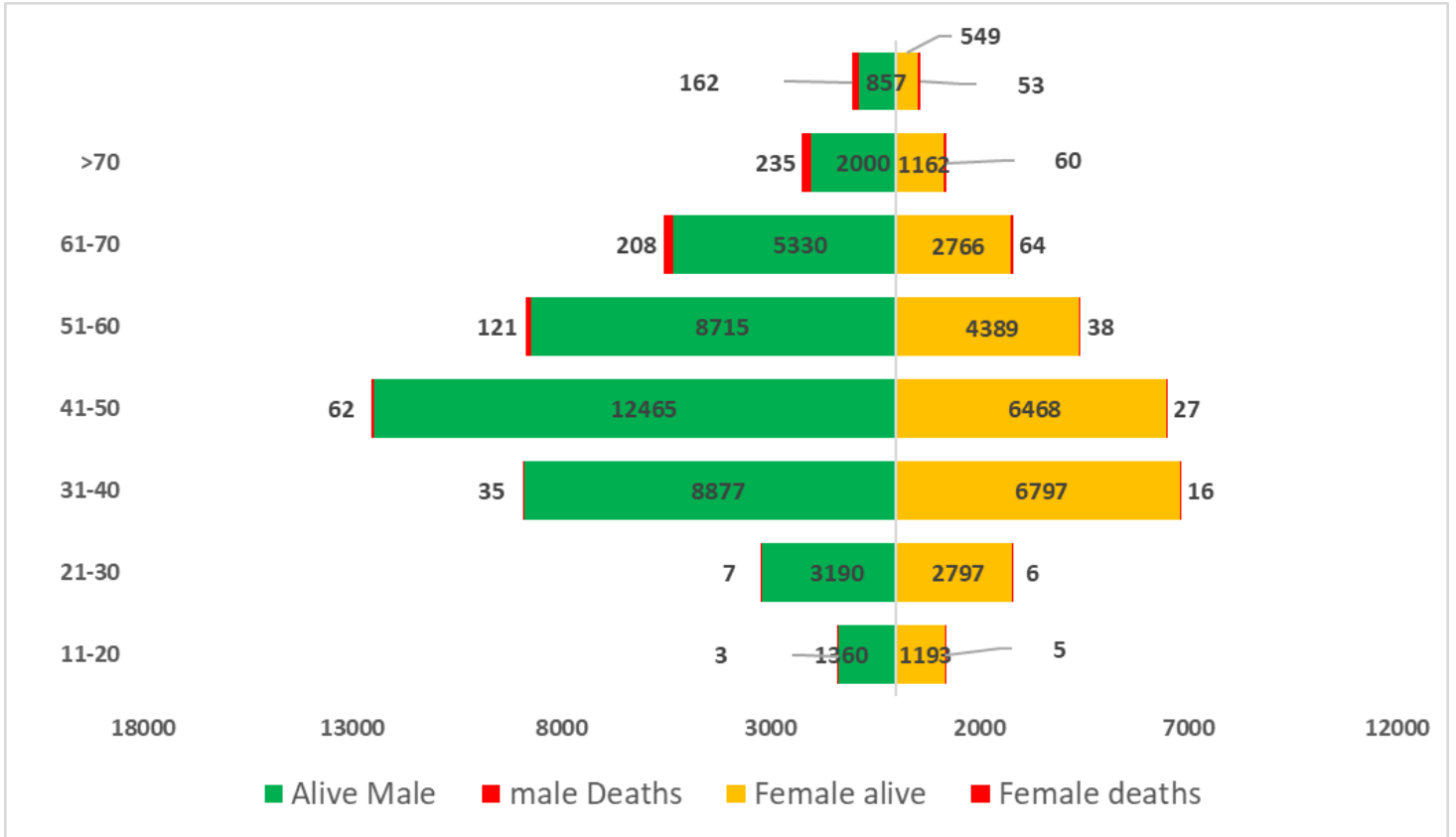


Figure 6: Chart with age and gender breakdown of cases and deaths (Week 9 – 51)

IN FOCUS: COVID-19 pandemic and the end-of-year festivity

Nigeria has experienced a significant increase - a doubling in the number of confirmed COVID-19 cases in the last two weeks.

This disease affects all age groups but with severe outcomes in the elderly (50 years and above), and in persons with co-morbidities such as hypertension, diabetes, cancer etc. More recent data has shown increased infection among the younger age groups, particularly age group 21-30 years. Therefore, NCDC urges all persons to take responsibility. See NCDC's ["Take Responsibility" campaign.](#)

The symptoms of COVID-19 include fever, cough, difficulty breathing, sore throat, sneezing, loss of smell and taste among many others. However, about 80% of all cases do not show any symptoms and continue to spread the disease to others. The virus is transmitted by droplets from the nostrils and mouth while talking, shouting, singing, coughing, and sneezing. These droplets with the virus also fall on surfaces and can survive for a few days. Touching these contaminated surfaces with the hands and then touching eyes, nose and mouth serves as route of entry into the body for infection.

NCDC re-emphasises to all Nigerians on the need to avoid non-essential travel during this festive period and avoid mass gatherings of any kind to stop this pandemic. See NCDC's [guidelines on re-opening of places of worship.](#)

We can all stay safe with our families and loved ones by adhering to the non-pharmaceutical interventions that include regular hand hygiene (washing hands with soap and water or use of alcohol-based hand sanitizers), maintaining physical distancing of a minimum of one metre, correct and regular use of face mask.

Remember that COVID-19 can be prevented and we must all take personal responsibility to protect our country.

RESPONSE

On 28th February 2020, a multi-sectoral Emergency Operations Centre (EOC) was activated at Level 3 which is the highest emergency level in Nigeria. This is led by NCDC in close coordination with the State Public Health EOCs (PHEOC) and through the deployment of 43 Rapid Response Teams to the states. Some of the response activities include:

- **High level virtual strategic coordination engagement with Honourable Commissioners of Health and State Epidemiologists**
- **Ongoing deployment of response strategies in collaboration with state response teams to improve response to surge in COVID-19 cases**
- Currently supervising incident action plan (IAP) implementation in 19 States to improve response activities delivery
- **Currently tracking reports from trained healthcare workers in hotspot LGAs across 10 states**
- **Ongoing active case search in LGAs of FCT and Kwara State**
- Trained health care workers on COVID-19 surveillance in all health facilities in ten States
- **Ongoing optimisation of Molecular Pathology Laboratory in Enugu State**
- **Trained National Reference Laboratory (NRL) staff on use of RDT for screening of COVID-19**
- **Currently supporting NYSC stream 2 and Stream 3 in FCT, Lagos & Rivers States in collaboration with partners**
- Enhanced power supply to the NRL to further improve service delivery in response to COVID-19
- Trained data managers for the newly added private laboratories to Nigeria International Travel Portal for improved reporting
- Conducted one day supportive supervisory visit to Imo state NYSC orientation camp to ensure compliance to sample collection procedures
- **Completed monthly distribution to states in South-South and North- West zones for November/December**
- **Ongoing data management and analysis on the channel's software**
- Commenced distribution of two months' worth of stock of commodities, PPE and consumables, to laboratories in the network to ensure availability during and after the Christmas period
- **Supported media training on risk communications in Lagos State**
- **Developed and shared messages for the Yuletide season**
- **Collaborated with the Association of LGAs of Nigeria (ALGON) to provide risk communications support during this Yuletide season**
- Engagement with National Sport Festival committee to develop risk communication plan for the upcoming event
- Supported National Orientation Agency (NOA) in conducting community sensitisation
- Ongoing intensified media appearances and engagement
- **Ongoing implementation of first few cases (FFX) study in Delta, Plateau and Oyo State**
- **Finalised the manuscript on the FFX study in FCT**
- Commenced the implementation of the "prospective cohort study of COVID-19 cases and contacts" in Plateau state following training of State EOC Team
- Ongoing data collection for the "COVID-19 Clinical Management study" in Kaduna and Ebonyi states

PREPAREDNESS

Since the confirmation of the first case on 27th February 2020, the NCDC has released advisories and statements to help Nigerians and affected groups in particular to respond to the pandemic

- Ahead of the Christmas and end of year festivity, NCDC published the [End-of-Year Travel Advisory on COVID-19](#)
- NCDC recently launched the [COVID-19 blog](#) for telling the stories of Nigeria's response to the COVID-19 pandemic.
- NCDC published guidelines on 2020 National Youth Service Corps (NYSC) Orientation Camp activities in conjunction with PTF and NYSC: [Guidelines on 2020 National Youth Service Corps \(NYSC\) Orientation Camp activities](#)
- NCDC published guidance on the use of antigen RDTS: [Guidance on the use of Antigen Rapid Diagnostic Kits for diagnosis of SARS-CoV-2 infection in Nigeria](#)
- NCDC published guidance on safe school re-opening: [Public Health guidance for Safe School re-opening in Nigeria](#)
- NCDC published second interim guidance – Infection Prevention and Control: [Recommendations during health care provision for suspected and confirmed cases of COVID-19](#)
- NCDC recently published the first edition of a quick reference guide on setting up sample collection centre - [A step by step guide on setting up a sample collection centre](#)
- NCDC has launched an online course on [Infection, Prevention and Control \(IPC\) for COVID-19](#) NCDC eLearning platform
- Ahead of forthcoming elections in the country, NCDC has issued [Guidelines for Conducting Elections During the COVID-19 Outbreak in Nigeria](#).
- To protect our elders, and those with pre-existing medical conditions, NCDC has issued an [Advisory for Vulnerable Groups](#).
- NCDC has released [guidelines on the re-opening of places for worship](#).
- NCDC has released [Strategies to Improve Surveillance for COVID-19 Guidance for States](#)
- The Nigeria Police Force has released COVID-19 operational guidelines for the [Police and other Law Enforcement Agencies](#) in Nigeria
- Guidelines have been issued for the [safe transportation of remains of persons suspected or confirmed to have died of COVID-19](#)
- Information on diagnostics of the COVID-19 virus can be found in our [detailed FAQ document](#).
- To increase our testing capacity, NCDC has issued guidelines for the [integration of private labs](#).
- Guidelines for [businesses and employers](#) have been updated.
- NCDC has updated its [case definition](#) , [community case definition](#) and [case management guide](#).
- NCDC releases periodic [public health advisories](#) to Nigerians on the COVID-19 disease.
- To adhere to post-lockdown measures, NCDC has released an [advisory on the use of face masks](#), as well as information on the [Use of Cloth face masks](#) and [how to make your cloth face masks](#).
- NCDC has released guidelines for the [management of pregnant women and nursing mothers](#) during the pandemic.
- To address burials of loved ones who die from COVID-19, guidelines have been issued to advise on the [management of dead bodies](#).
- For health centres managing cases, the following documents have been released- a guideline for the [Rational Use of Personal Protective Equipment in the care of COVID-19 cases](#).
- As part of plans to increase the testing capacity of the country, the NCDC published a [National Strategy to Scale Up Access to Coronavirus Disease Testing in Nigeria](#) document.
- The Presidential Task Force has published policies and announcements on COVID-19 [available on the website of the Presidency](#) – including presidential addresses, task force updates and information on livelihood and economic support.

INFORMATION RESOURCES

- Nigeria Centre for Disease Control: www.covid19.ncdc.gov.ng | www.ncdc.gov.ng
- Nigerian Presidency Website on COVID-19: www.statehouse.gov.ng/COVID19
- Africa CDC: www.africa.cdc.org | <https://africacdc.org/covid-19/> (**source for Africa updates**)
- WHO Coronavirus Disease (COVID-19) Dashboard (**source for global updates**)
<https://covid19.who.int/>