



# COVID-19 SITUATION REPORT

## BI-WEEKLY EPIDEMIOLOGICAL REPORT 11

Epi Week 37 – 38: 12<sup>th</sup> – 25<sup>th</sup> September 2022

DATA AS REPORTED AND ACCURATE BY NCDC AS OF MIDNIGHT 25<sup>TH</sup> SEPTEMBER 2022

### HIGHLIGHTS

- In weeks 37 & 38, the number of samples tested decreased to **16,924** from **17,472** reported in weeks 35 & 36. These were reported in **32** states and FCT (Table 1).
- In weeks 37 & 38, the number of confirmed cases decreased to **610 (3.6%)** from **1024 (5.8%)** reported in weeks 35 & 36. These were reported in **12** states and FCT (Tables 1 & 2) based on **RDT & PCR testing**.
- In weeks 37 & 38, discharged cases decreased to **281** from **472** in weeks 35 & 36.
- There was **no** death reported in the last two weeks (Tables 1 & 4).
- Cumulatively, since the outbreak began on Week 9, 2020, **265,105** cases and **3,155** deaths have been reported giving a case fatality rate (CFR) of **1.2%** (Tables 1 & 4).
- In weeks 37 & 38, the number of inbound international travellers tested was **1,333** of which **19 (1.4%)** were positive compared to **26 (1.9%)** (out of **1,403** tested) in weeks 35 & 36.
- In weeks 37 & 38, the number of outbound international travellers tested was **1,875** of which **101 (5.4%)** were positive compared to **210 (6.3%)** (out of **3,310** tested) in weeks 35 & 36.
- Worldwide, there have been **612,724,171** confirmed COVID-19 cases with **6,517,123** deaths giving a case fatality rate of **1.1%**.



Fig 1. Distribution of cases (Epi Weeks 37 & 38, 2022 only)

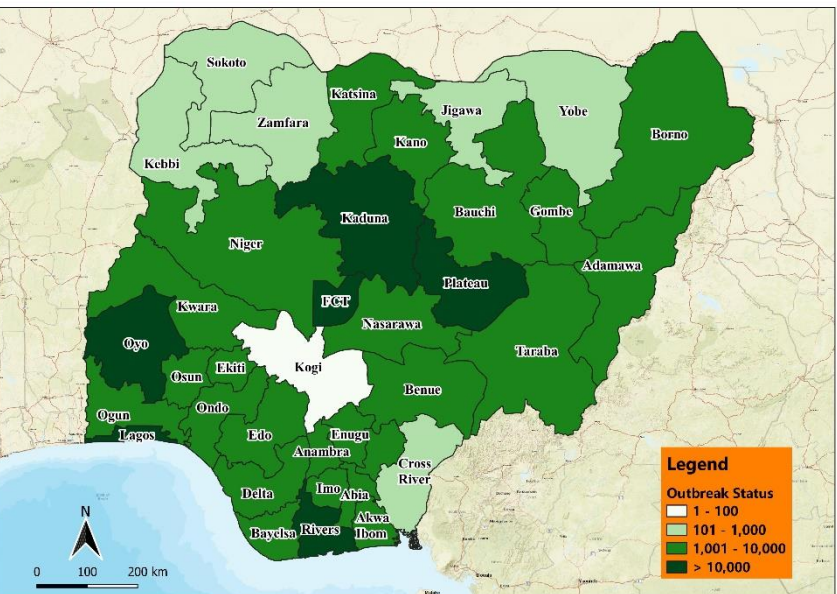


Fig 2. Distribution of cumulative cases as of Epi Week 38, 2022

## GENERAL FACT SHEET – DATA AS OF 25<sup>TH</sup> SEPTEMBER 2022

Table 1: States with reported laboratory-confirmed COVID-19 cases, recoveries, deaths, samples tested and active cases.

STATE	CONFIRMED		RECOVERIES		DEATHS		ACTIVE CASES	TESTING	
	Total	Last 2 Weeks	Total	Last 2 Weeks	Total	Last 2 Weeks		Total	Last 2 Weeks
Abia	2,258	6	2,209	3	34	0	15	130,260	402
Adamawa	1,309	0	1,140	0	38	0	131	42,786	678
Akwa Ibom*	4,966	0	4,884	0	44	0	38	129,981	753
Anambra	2,825	0	2,760	0	19	0	46	65,905	8
Bauchi	1,994	0	1,947	0	24	0	23	44,258	-
Bayelsa	1,363	0	1,325	0	28	0	10	45,941	25
Benue	2,129	0	1,764	0	25	0	340	63,728	111
Borno	1,629	0	1,580	0	44	0	5	32,306	38
Cross River	918	35	870	18	25	0	23	34,148	-
Delta	5,727	43	5,170	0	112	0	445	143,480	2,798
Ebonyi	2,064	0	2,004	0	32	0	28	43,748	4
Edo	7,923	18	7,586	45	322	0	15	184,000	201
*Ekiti	2,449	5	2,392	0	28	0	29	139,932	338
Enugu	2,952	0	2,910	0	29	0	13	86,061	146
FCT	29,355	67	28,957	84	249	0	149	732,070	2,236
Gombe	3,313	0	3,239	0	66	0	8	124,087	429
Imo	2,655	0	2,590	0	58	0	7	97,705	42
Jigawa	669	0	649	0	18	0	2	35,945	46
Kaduna	11,557	8	11,445	14	90	0	22	234,139	309
Kano	5,333	20	5,041	28	126	0	166	176,508	215
Katsina	2,418	0	2,381	0	37	0	0	75,778	7
Kebbi	480	0	454	0	16	0	10	90,325	2
Kogi	5	0	3	0	2	0	0	19,160	2
Kwara	4,691	0	4,175	0	64	0	452	109,801	23
Lagos	103,931	281	101,977	0	771	0	1,183	1,368,514	3,650
Nasarawa	2,777	0	2,345	0	39	0	393	49,324	28
Niger	1,183	0	998	0	20	0	165	37,919	89
Ogun	5,810	0	5,717	0	82	0	11	146,581	1,433
Ondo	5,173	0	4,749	0	109	0	315	112,327	67
Osun	3,311	0	3,183	0	92	0	36	61,013	1,018

STATE	CONFIRMED		RECOVERIES		DEATHS		ACTIVE CASES	TESTING	
	Total	Last 2 Weeks	Total	Last 2 Weeks	Total	Last 2 Weeks		Total	Last 2 Weeks
Oyo	10,327	1	10,119	1	202	0	6	135,557	81
Plateau	10,325	6	10,217	10	75	0	33	108,123	172
Rivers	17,973	116	17,652	78	155	0	166	504,909	1,556
Sokoto	822	0	794	0	28	0	0	95,063	-
Taraba	1,478	4	1,377	0	34	0	67	35,412	12
Yobe	638	0	625	0	9	0	4	37,566	5
Zamfara	375	0	366	0	9	0	0	19,177	-
<b>Total</b>	<b>265,105</b>	<b>610</b>	<b>257,594</b>	<b>281</b>	<b>3,155</b>	<b>0</b>	<b>4,356</b>	<b>5,593,537</b>	<b>16,924</b>

*\*15 confirmed and 46 discharged cases reported for Akwa Ibom State were backlogs from September 4 - 18, 2022*

### Test type disaggregation (last two weeks)

Type	Number of tests done	Percentage of tests done
PCR	7,349	43.4%
RDT	9,575	56.6%
<b>TOTAL</b>	<b>16,924</b>	

### Test type disaggregation (cumulative)

Type	Number of tests done	Percentage of tests done
PCR	3,954,600	70.7%
RDT	1,640,444	29.3%
<b>TOTAL</b>	<b>5,595,044</b>	

## PASSENGERS TESTS: Laboratories and COVID-19 tests for Returning and Outbound Persons of Interest

LABORATORY	INBOUND
MEDBURY	116
Everight Diagnostic & Laboratory Services Ltd	109
SAHEL LABS	103
AFRIGLOBAL	99
FUNBELL	93
54GENE	80
BIOSENSORS MEDICAL DIAGNOSTICS	72
Medicaid Radio Diagnostics	71
BLUE COAT	71
REDDINGTON ZAINI LAB	51
CEDARCREST HOSPITALS MOLECULAR LABORATORY	48
SYNLAB	38
CAPITOL HILL MOLECULAR LABORATORY	35
DDW Molecular Laboratories	32
GENEQUEST	31
ARRIVE ALIVE	30
DNA DIAGNOSTIC LABORATORY	21
CLINIX HEALTHCARE	20
DEXMIAN MOLECULAR LABORATORY AND DIAGNOSTICS SERVICES	19
BIOLOGIX	17
Zankli Medical Centre	16
ME CURE	15
CLINA-LANCET	14
EDO SPECIALIST HOSPITAL	13
LIFECENTER	13
NIZAMIYE MOLECULAR LABORATORY	12
EHA CLINICS LIMITED	11
ARAB INTERNATIONAL LABORATORY	11
NISA Premier-IFAIN Molecular Laboratory	10
VCARE	9
LILY HOSPITAL LIMITED	9
LIFEBRIDGE MEDICAL DIAGNOSTIC CENTER LTD	7
CENTOLAB	5
LANDMARK MEDICAL DIAGNOSTICS	4
EL-LAB MOLECULAR LAB	4
IBOM MOLECULAR LABORATORY	4
CAMRET Laboratory Sokoto	3
ABUAD Multi-System Hospital	2
COOLSPRING	2
TOBIS MOLECULAR DIAGNOSTICS LABORATORY	2
LABCREST LABORATORIES	2
DEMYHEALTH MOLECULAR LABORATORY	2
Bluecoral health services	2
PAELON	2
LASUCOM	1
MEDILAG	1
e-Clinic and Diagnostic Ltd	1
<b>Grand Total</b>	<b>1,333</b>

LABORATORY	OUTBOUND
MEDBURY	261
LIFE CENTER	192
CLINIX HEALTHCARE	184
Cedarcrest Hospitals Abuja	135
ARRIVE ALIVE	129
MEDBURY MEDICAL SERVICES	75
DemyHealth	55
EPICONSULT DIAGNOSTICS	53
ZAINELAB	51
Arab Labs	48
EVERCARE	47
Everight diagnostics (Abuja)	44
E-clinic & Diagnostics	40
54Gene Lagos	39
EHA Clinics	39
Dexmian medical laboratory	37
CoolSpring	29
CLINA-LANCET LABORATORIES ABUJA	26
Edo Specialist Hospital	26
Labcrest	25
ACOUNS	25
SYNLAB	24
LILY LAB	21
BIOLOGIX	20
ME CURE	20
DNA LABS KADUNA	19
Everight diagnostics (Imo)	19
FUNBELL	18
EL-LAB MOLECULAR LAB	17
VCARE	16
DNA LAB	15
BIOSENSORS MEDICAL DIAGNOSTICS	13
NIZAMIYE	11
HARLEY AND RAINBOW	11
The GeneLab	10
UNION DIAGNOSTICS IBADAN	9
IBOM MOLECULAR LABORATORY	8
54Gene Ogun	7
Sahel Labs	7
THE LOVETT LAWSON MOLECULAR LAB	6
sahel molecular laboratory ABUJA	5
TOTAL LAB	5
CENTOLAB	4
Genequest	4
IML	3
BLUE COAT	3
MEDILAG	3
The Specialist Lab	3
IFAIN	2
ONITSHA MEDICAL DIAGNOSTIC CENTRE	2
WESTEND HOSPITAL MOLECULAR LABORATORY	2
BLUECORAL	2
INVESTPATH	2
CAPITOL HILL MOLECULAR LAB	1
DDW	1
LANDMARK DIAGNOSTICS	1
PAELON	1
<b>TOTAL TESTS</b>	<b>1,875</b>

## Highlights of Non-performing Public and Private Laboratories within the NCDC Lab Network

S/N	LABORATORY	STATE	PUBLIC/PRIVATE	CURRENT STATUS
1	UN IOM	Lagos	Corporate	Reporting but data not accessible
2	UN IOM	FCT	Corporate	Reporting but data not accessible
3	AKTH	Kano	Public	Not testing
4	UNIOSUN	Osun	Public	Not testing
5	OOUTH	Ogun	Public	Not testing
6	SSH	Kogi	Public	Testing but no report
7	PLASVREC	Plateau	Public	Testing but not sequential
8	BUK	Kano	Public	Testing but no report
9	ZANKLI GX LAB	Nasarawa	Public	Testing but no report
10	YSSH	Yobe	Public	Not testing
11	UCTH	Cross River	Public	Not testing
12	TSSHJ	Taraba	Public	Testing but no report
13	USUMH	Borno	Public	Not testing
14	FMCK	Katsina	Public	Testing but no report
15	GH KAGARKO	Kaduna	Public	Testing but no report
16	DLHMH	Cross River	Public	Not testing
17	FMCG	Zamfara	Public	Testing but no report
18	SOBI IDH	Kwara	Public	Testing but no report
19	NASIDARC	Nasarawa	Public	Testing but no report
20	YDMH GENEXPERT	Kaduna	Public	Testing but no report
21	GH TAKUM	Taraba	Public	Testing but no report
22	MOBILE TRUCK GX	Kaduna	Public	Not testing
23	GH SAMINAKA	Kaduna	Public	Testing but no report
24	ACEGID	Osun	Public	Testing but no report
25	FMC BIDA	Niger	Public	Not testing
26	NVRI	Plateau	Public	Not testing
27	ABU	Kaduna	Public	Not testing
28	JUTH	Plateau	Public	Testing but no report
29	YDMSH	Kaduna	Public	Testing but no report
30	FMC BIRNIN KEBBI	Kebbi	Public	Testing but no report
31	UNTH	Enugu	Public	Testing but no report
32	MOGID	Bauchi	Public	Testing but no report
33	BRM	Bauchi	Public	Testing but no report
34	BML	Bayelsa	Public	Testing but no report
35	GH IKARA	Kaduna	Public	Testing but no report
36	WARRI LAB	Delta	Public	Testing but no report
37	DELTA MOBILE LAB	Delta	Public	Testing but no report
38	GAGH	Kaduna	Public	Testing but no report
39	FMC MAKURDI	Benue	Public	Not testing
40	FMCI	Taraba	Public	Testing but no report
41	BDTH	Kaduna	Public	Testing but no report
42	SEZTBRL AMACHARA	Abia	Public	Testing but no report
43	GH ONITSHA	Anambra	Public	Testing but no report
44	FMC YOLA	Adamawa	Public	Testing but no report
45	COOUTH	Anambra	Public	Testing but no report
46	FMC OWO	Ondo	Public	Testing but no report
47	UBTH	Edo	Public	Testing but no report
48	FMC KEFFI	Nasarawa	Public	Testing but no report
49	MOLECULAR LAB, MINNA	Niger	Public	Testing but no report
50	UDUTH	Sokoto	Public	Testing but no report
51	SPIYDH	Kaduna	Public	Testing but no report
52	FTHG	Gombe	Public	Not testing
53	KATCHEY	Delta	Corporate	Testing but no report
54	OGUN STATE MOL LAB	Ogun	Public	Testing but no report
55	AE-FETA	Ebonyi	Public	Testing but no report
56	UCH IBADAN	Oyo	Public	Testing but no report
57	UPTH	Rivers	Public	Testing but no report
58	NNRHL CAL	Cross River	Public	Testing but no report
59	NNRHL OJO	Lagos	Public	Testing but no report
60	161 NAFHL	Benue	Public	Testing but no report

**NB:** This refers to all testing not just travel-related testing. Ongoing COVID-19 laboratories network performance audit

## DAILY CONFIRMED CASES – DATA AS OF 25<sup>TH</sup> SEPTEMBER 2022

Table 2: States with reported laboratory-confirmed COVID-19 cases daily over the last two weeks

CONFIRMED CASES	WEEK	12 <sup>th</sup>	13 <sup>th</sup>	14 <sup>th</sup>	15 <sup>th</sup>	16 <sup>th</sup>	17 <sup>th</sup>	18 <sup>th</sup>	19 <sup>th</sup>	20 <sup>th</sup>	21 <sup>st</sup>	22 <sup>nd</sup>	23 <sup>rd</sup>	24 <sup>th</sup>	25 <sup>th</sup>
	37 - 38	Sep	Sep	Sep	Sep	Sep	Sep	Sep	Sep	Sep	Sep	Sep	Sep	Sep	Sep
	TOTAL	Monday	Tuesday	Wednesday	Thursday	Friday	Saturday	Sunday	Monday	Tuesday	Wednesday	Thursday	Friday	Saturday	Sunday
Abia	6	3	0	3	0	0	0	0	0	0	0	0	0	0	0
Adamawa	0	0	0	0	0	0	0	0	0	0	0	0	0	0	0
Akwa Ibom	0	0	0	0	0	0	0	0	0	0	0	0	0	0	0
Anambra	0	0	0	0	0	0	0	0	0	0	0	0	0	0	0
Bauchi	0	0	0	0	0	0	0	0	0	0	0	0	0	0	0
Bayelsa	0	0	0	0	0	0	0	0	0	0	0	0	0	0	0
Benue	0	0	0	0	0	0	0	0	0	0	0	0	0	0	0
Borno	0	0	0	0	0	0	0	0	0	0	0	0	0	0	0
Cross River	35	4	0	0	0	0	0	0	31	0	0	0	0	0	0
Delta*	43	0	0	0	0	0	0	0	0	0	31	1	11	0	0
Ebonyi	0	0	0	0	0	0	0	0	0	0	0	0	0	0	0
Edo	18	0	0	1	0	0	0	8	0	0	6	0	0	0	3
Ekiti	5	0	0	0	0	0	5	0	0	0	0	0	0	0	0
Enugu	0	0	0	0	0	0	0	0	0	0	0	0	0	0	0
FCT	67	4	5	14	9	7	8	6	0	0	13	0	0	0	1
Gombe	0	0	0	0	0	0	0	0	0	0	0	0	0	0	0
Imo <sup>a</sup>	0	0	0	0	0	0	0	0	0	0	0	0	0	0	0
Jigawa	0	0	0	0	0	0	0	0	0	0	0	0	0	0	0
Kaduna	8	2	0	1	1	0	1	1	0	0	2	0	0	0	0
Kano	20	6	0	2	2	6	3	0	0	0	1	0	0	0	0
Katsina	0	0	0	0	0	0	0	0	0	0	0	0	0	0	0
Kebbi	0	0	0	0	0	0	0	0	0	0	0	0	0	0	0
Kogi	0	0	0	0	0	0	0	0	0	0	0	0	0	0	0



CONFIRMED CASES	WEEK 37 - 38	12 <sup>th</sup> Sep	13 <sup>th</sup> Sep	14 <sup>th</sup> Sep	15 <sup>th</sup> Sep	16 <sup>th</sup> Sep	17 <sup>th</sup> Sep	18 <sup>th</sup> Sep	19 <sup>th</sup> Sep	20 <sup>th</sup> Sep	21 <sup>st</sup> Sep	22 <sup>nd</sup> Sep	23 <sup>rd</sup> Sep	24 <sup>th</sup> Sep	25 <sup>th</sup> Sep
	TOTAL	Monday	Tuesday	Wednesday	Thursday	Friday	Saturday	Sunday	Monday	Tuesday	Wednesday	Thursday	Friday	Saturday	Sunday
<b>Kwara</b>	<b>0</b>	0	0	0	0	0	0	0	0	0	0	0	0	0	0
<b>Lagos</b>	<b>281</b>	35	19	38	16	25	22	14	12	14	21	11	26	15	13
<b>Nasarawa</b>	<b>0</b>	0	0	0	0	0	0	0	0	0	0	0	0	0	0
<b>Niger</b>	<b>0</b>	0	0	0	0	0	0	0	0	0	0	0	0	0	0
<b>Ogun</b>	<b>0</b>	0	0	0	0	0	0	0	0	0	0	0	0	0	0
<b>Ondo</b>	<b>0</b>	0	0	0	0	0	0	0	0	0	0	0	0	0	0
<b>Osun</b>	<b>0</b>	0	0	0	0	0	0	0	0	0	0	0	0	0	0
<b>Oyo</b>	<b>1</b>	0	0	0	0	0	0	0	0	0	0	0	1	0	0
<b>Plateau</b>	<b>6</b>	0	0	3	0	0	3	0	0	0	0	0	0	0	0
<b>Rivers</b>	<b>116</b>	0	33	15	2	31	0	3	0	10	2	19	0	0	1
<b>Sokoto</b>	<b>0</b>	0	0	0	0	0	0	0	0	0	0	0	0	0	0
<b>Taraba</b>	<b>4</b>	0	0	0	0	0	0	0	0	0	4	0	0	0	0
<b>Yobe</b>	<b>0</b>	0	0	0	0	0	0	0	0	0	0	0	0	0	0
<b>Zamfara</b>	<b>0</b>	0	0	0	0	0	0	0	0	0	0	0	0	0	0
<b>Total</b>	<b>610</b>	<b>54</b>	<b>57</b>	<b>77</b>	<b>30</b>	<b>69</b>	<b>42</b>	<b>32</b>	<b>43</b>	<b>24</b>	<b>80</b>	<b>31</b>	<b>38</b>	<b>15</b>	<b>18</b>

**\*39 confirmed cases reported for Delta State are backlogs from September 4 – 19, 2022**

## DAILY RECOVERIES – DATA AS OF 25<sup>TH</sup> SEPTEMBER 2022

Table 3: States with reported case management confirmed COVID-19 recoveries daily over the last two weeks.

RECOVERIES	WEEK 37 - 38	12 <sup>th</sup> Sep	13 <sup>th</sup> Sep	14 <sup>th</sup> Sep	15 <sup>th</sup> Sep	16 <sup>th</sup> Sep	17 <sup>th</sup> Sep	18 <sup>th</sup> Sep	19 <sup>th</sup> Sep	20 <sup>th</sup> Sep	21 <sup>st</sup> Sep	22 <sup>nd</sup> Sep	23 <sup>rd</sup> Sep	24 <sup>th</sup> Sep	25 <sup>th</sup> Sep
	TOTAL	Monday	Tuesday	Wednesday	Thursday	Friday	Saturday	Sunday	Monday	Tuesday	Wednesday	Thursday	Friday	Saturday	Sunday
Abia	3	3	0	0	0	0	0	0	0	0	0	0	0	0	0
Adamawa	0	0	0	0	0	0	0	0	0	0	0	0	0	0	0
Akwa Ibom*	0	0	0	0	0	0	0	0	0	0	0	0	0	0	0
Anambra	0	0	0	0	0	0	0	0	0	0	0	0	0	0	0
Bauchi	0	0	0	0	0	0	0	0	0	0	0	0	0	0	0
Bayelsa	0	0	0	0	0	0	0	0	0	0	0	0	0	0	0
Benue	0	0	0	0	0	0	0	0	0	0	0	0	0	0	0
Borno	0	0	0	0	0	0	0	0	0	0	0	0	0	0	0
Cross River	18	5	0	0	0	0	0	0	13	0	0	0	0	0	0
Delta	0	0	0	0	0	0	0	0	0	0	0	0	0	0	0
Ebonyi	0	0	0	0	0	0	0	0	0	0	0	0	0	0	0
Edo	45	0	0	0	0	0	0	20	0	0	15	0	0	0	10
Ekiti	0	0	0	0	0	0	0	0	0	0	0	0	0	0	0
Enugu	0	0	0	0	0	0	0	0	0	0	0	0	0	0	0
FCT	84	3	7	19	5	21	16	0	0	0	13	0	0	0	0
Gombe	0	0	0	0	0	0	0	0	0	0	0	0	0	0	0
Imo	0	0	0	0	0	0	0	0	0	0	0	0	0	0	0
Jigawa	0	0	0	0	0	0	0	0	0	0	0	0	0	0	0
Kaduna	14	2	0	2	0	0	1	0	0	5	4	0	0	0	0
Kano	28	0	0	0	0	0	0	0	0	0	0	0	28	0	0
Katsina	0	0	0	0	0	0	0	0	0	0	0	0	0	0	0
Kebbi	0	0	0	0	0	0	0	0	0	0	0	0	0	0	0



RECOVERIES	WEEK 37 - 38	12 <sup>th</sup> Sep	13 <sup>th</sup> Sep	14 <sup>th</sup> Sep	15 <sup>th</sup> Sep	16 <sup>th</sup> Sep	17 <sup>th</sup> Sep	18 <sup>th</sup> Sep	19 <sup>th</sup> Sep	20 <sup>th</sup> Sep	21 <sup>st</sup> Sep	22 <sup>nd</sup> Sep	23 <sup>rd</sup> Sep	24 <sup>th</sup> Sep	25 <sup>th</sup> Sep
	TOTAL	Monday	Tuesday	Wednesday	Thursday	Friday	Saturday	Sunday	Monday	Tuesday	Wednesday	Thursday	Friday	Saturday	Sunday
<b>Kogi</b>	0	0	0	0	0	0	0	0	0	0	0	0	0	0	0
<b>Kwara</b>	0	0	0	0	0	0	0	0	0	0	0	0	0	0	0
<b>Lagos</b>	0	0	0	0	0	0	0	0	0	0	0	0	0	0	0
<b>Nasarawa</b>	0	0	0	0	0	0	0	0	0	0	0	0	0	0	0
<b>Niger</b>	0	0	0	0	0	0	0	0	0	0	0	0	0	0	0
<b>Ogun</b>	0	0	0	0	0	0	0	0	0	0	0	0	0	0	0
<b>Ondo</b>	0	0	0	0	0	0	0	0	0	0	0	0	0	0	0
<b>Osun</b>	0	0	0	0	0	0	0	0	0	0	0	0	0	0	0
<b>Oyo</b>	1	1	0	0	0	0	0	0	0	0	0	0	0	0	0
<b>Plateau</b>	10	0	0	10	0	0	0	0	0	0	0	0	0	0	0
<b>Rivers</b>	78	6	9	8	3	3	0	8	2	8	12	1	5	0	13
<b>Sokoto</b>	0	0	0	0	0	0	0	0	0	0	0	0	0	0	0
<b>Taraba</b>	0	0	0	0	0	0	0	0	0	0	0	0	0	0	0
<b>Yobe</b>	0	0	0	0	0	0	0	0	0	0	0	0	0	0	0
<b>Zamfara</b>	0	0	0	0	0	0	0	0	0	0	0	0	0	0	0
<b>Total</b>	281	20	16	39	8	24	17	28	15	13	44	1	33	0	23

**\*46 recoveries reported in Akwa Ibom were backlog from Sep 4 – 18, 2022**

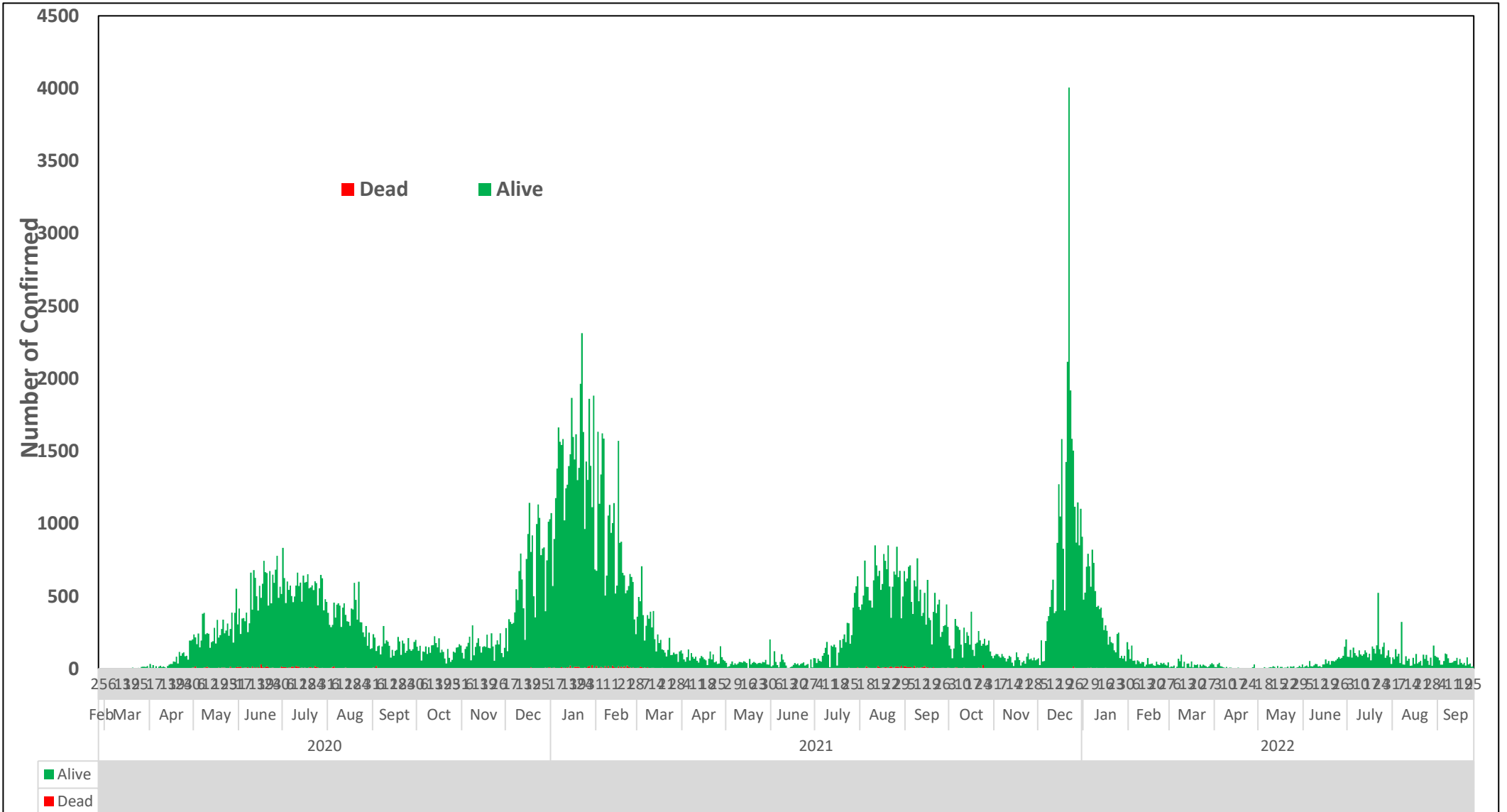
## DAILY FATALITIES – DATA AS OF 25<sup>TH</sup> SEPTEMBER 2022

Table 4: States with reported COVID-19 fatalities daily over the last two weeks

DEATHS	WEEK 37 - 38	12 <sup>th</sup> Sep	13 <sup>th</sup> Sep	14 <sup>th</sup> Sep	15 <sup>th</sup> Sep	16 <sup>th</sup> Sep	17 <sup>th</sup> Sep	18 <sup>th</sup> Sep	19 <sup>th</sup> Sep	20 <sup>th</sup> Sep	21 <sup>st</sup> Sep	22 <sup>nd</sup> Sep	23 <sup>rd</sup> Sep	24 <sup>th</sup> Sep	25 <sup>th</sup> Sep
	TOTAL	Monday	Tuesday	Wednesday	Thursday	Friday	Saturday	Sunday	Monday	Tuesday	Wednesday	Thursday	Friday	Saturday	Sunday
Abia	0	0	0	0	0	0	0	0	0	0	0	0	0	0	0
Adamawa	0	0	0	0	0	0	0	0	0	0	0	0	0	0	0
Akwa Ibom	0	0	0	0	0	0	0	0	0	0	0	0	0	0	0
Anambra	0	0	0	0	0	0	0	0	0	0	0	0	0	0	0
Bauchi	0	0	0	0	0	0	0	0	0	0	0	0	0	0	0
Bayelsa	0	0	0	0	0	0	0	0	0	0	0	0	0	0	0
Benue	0	0	0	0	0	0	0	0	0	0	0	0	0	0	0
Borno	0	0	0	0	0	0	0	0	0	0	0	0	0	0	0
Cross River	0	0	0	0	0	0	0	0	0	0	0	0	0	0	0
Delta	0	0	0	0	0	0	0	0	0	0	0	0	0	0	0
Ebonyi	0	0	0	0	0	0	0	0	0	0	0	0	0	0	0
Edo	0	0	0	0	0	0	0	0	0	0	0	0	0	0	0
Ekiti	0	0	0	0	0	0	0	0	0	0	0	0	0	0	0
Enugu	0	0	0	0	0	0	0	0	0	0	0	0	0	0	0
FCT	0	0	0	0	0	0	0	0	0	0	0	0	0	0	0
Gombe	0	0	0	0	0	0	0	0	0	0	0	0	0	0	0
Imo	0	0	0	0	0	0	0	0	0	0	0	0	0	0	0
Jigawa	0	0	0	0	0	0	0	0	0	0	0	0	0	0	0
Kaduna	0	0	0	0	0	0	0	0	0	0	0	0	0	0	0
Kano	0	0	0	0	0	0	0	0	0	0	0	0	0	0	0
Katsina	0	0	0	0	0	0	0	0	0	0	0	0	0	0	0
Kebbi	0	0	0	0	0	0	0	0	0	0	0	0	0	0	0

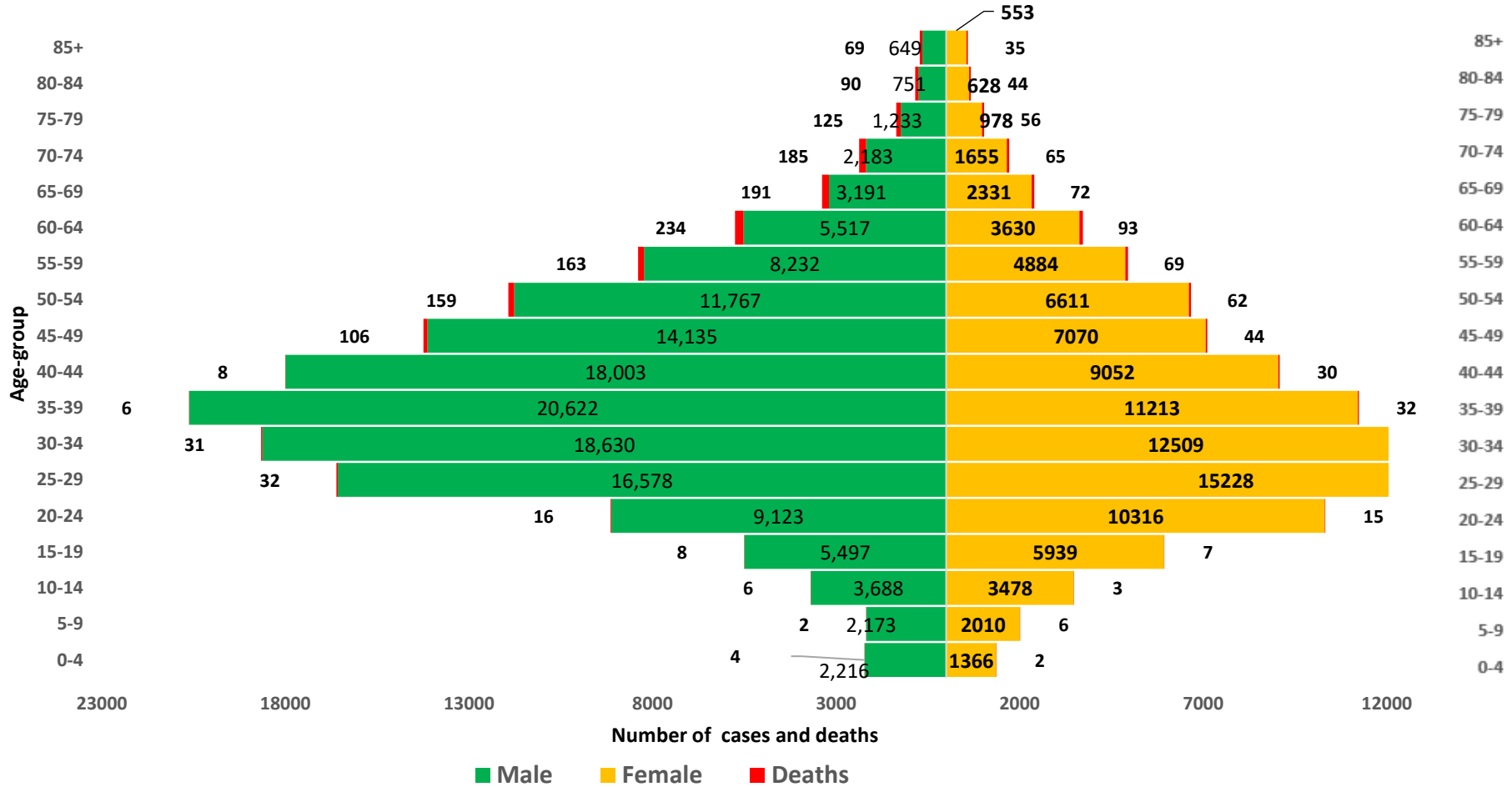
DEATHS	WEEK 37 - 38	12 <sup>th</sup> Sep	13 <sup>th</sup> Sep	14 <sup>th</sup> Sep	15 <sup>th</sup> Sep	16 <sup>th</sup> Sep	17 <sup>th</sup> Sep	18 <sup>th</sup> Sep	19 <sup>th</sup> Sep	20 <sup>th</sup> Sep	21 <sup>st</sup> Sep	22 <sup>nd</sup> Sep	23 <sup>rd</sup> Sep	24 <sup>th</sup> Sep	25 <sup>th</sup> Sep
	TOTAL	Monday	Tuesday	Wednesday	Thursday	Friday	Saturday	Sunday	Monday	Tuesday	Wednesday	Thursday	Friday	Saturday	Sunday
Kogi	0	0	0	0	0	0	0	0	0	0	0	0	0	0	0
Kwara	0	0	0	0	0	0	0	0	0	0	0	0	0	0	0
Lagos	0	0	0	0	0	0	0	0	0	0	0	0	0	0	0
Nasarawa	0	0	0	0	0	0	0	0	0	0	0	0	0	0	0
Niger	0	0	0	0	0	0	0	0	0	0	0	0	0	0	0
Ogun	0	0	0	0	0	0	0	0	0	0	0	0	0	0	0
Ondo	0	0	0	0	0	0	0	0	0	0	0	0	0	0	0
Osun	0	0	0	0	0	0	0	0	0	0	0	0	0	0	0
Oyo	0	0	0	0	0	0	0	0	0	0	0	0	0	0	0
Plateau	0	0	0	0	0	0	0	0	0	0	0	0	0	0	0
Rivers	0	0	0	0	0	0	0	0	0	0	0	0	0	0	0
Sokoto	0	0	0	0	0	0	0	0	0	0	0	0	0	0	0
Taraba	0	0	0	0	0	0	0	0	0	0	0	0	0	0	0
Yobe	0	0	0	0	0	0	0	0	0	0	0	0	0	0	0
Zamfara	0	0	0	0	0	0	0	0	0	0	0	0	0	0	0
<b>Total</b>	<b>0</b>	<b>0</b>	<b>0</b>	<b>0</b>	<b>0</b>	<b>0</b>	<b>0</b>	<b>0</b>	<b>0</b>	<b>0</b>	<b>0</b>	<b>0</b>	<b>0</b>	<b>0</b>	<b>0</b>

# DAILY EPICURVE



**Figure 3:** Daily epidemic curve of reported confirmed cases as of 25<sup>th</sup> September 2022

## AGE-GENDER BREAKDOWN



**Figure 4:** Age and gender distribution of cases and deaths (WK 10, 2020 – WK 38, 2022)

## RESPONSE

On 28<sup>th</sup> February 2020, a multi-sectoral Emergency Operations Centre EOC was activated at Level 3 which is the highest emergency level in Nigeria. This is led by the NCDC in close coordination with the State Public Health Emergency Operations Centres and through the deployment of 62 Rapid Response Teams to states. The EOC presently operates at response level 2 and current response activities include:

### COORDINATION

- **Held engagement meeting with state teams on the ongoing response, challenges, and way forward.**
- **Conducted next phase of health care workers training on the safe use of approved Ag-based RDTs for COVID-19 diagnosis in Nasarawa State**
- **Ongoing preparation for enhanced risk communication and surge testing activities at the points of entry and communities as yuletide approaches.**
- **Integration of COVID-19 response activities into routine public health interventions such as surveillance, risk communication, testing etc.**
- **Continued engagement with states on weekly sitrep reporting.**
- **Continue to monitor global trends on COVID-19.**
- **Concluded review of the national guideline on case management for COVID-19**
  - Addition of Paxlovid and inclusion of pharmacovigilance
  - Inclusion of clinical reporting for more evidence-based decision making
  - Treatment consideration for lactating mothers etc.
  - Ongoing finalisation of the guideline
- **Ongoing ISS and data collection on functionality of isolation centres across Nigeria**
- **Ongoing training of health care workers on the safe use of approved Ag-based RDTs for COVID-19 diagnosis**
- **Ongoing technical evaluation of synchronization issues on SORMAS mobile application in 18 states**
- **Continue to follow up with states for reports, initial samples, contact tracing and challenges**
- **Ongoing engagement with testing laboratories with poor testing and / reporting**
- **Conducted monitoring and supportive supervision visits to Nasarawa state on Third Wave COVID-19 Project supported by UNITAID**
- **Ongoing addition of laboratories to the network (optimization/activation) on a case-by-case basis**
- **Ongoing COVID-19 laboratory quality performance audit for existing labs in the network. Fifty-one (51) of the 154 laboratories in the network have been audited.**
- **Ongoing COVID-19 Ag-RDTs deployment/decentralization**
- **Distributed COVID-19 RDT kits to Bayero University Kano, Federal Medical Centre (FMC) Owo & Sokoto State Ministry of Health (MoH)**
- **Completed Zonal Training of Trainers (TOT) on Medical Counter Measures (MCM) Supply Chain Management**
- **Conducted routine stock inventory & control management**
- **Reviewed COVID-19 posters developed by Water Aid to be used for campaign on COVID-19 hygiene behavioral change approach in Enugu and Bauchi States**

- **Ongoing discussion with WHO on the distribution of all available printed copies of Social and Behavior Change (SBC) materials to states**
- **Continue to integrate COVID-19 messages to activities in the states.**
- **Community listening and monitoring for COVID-19 updates and misinformation.**
- **Offsite support to state health promotion officers.**
- Conducted scale-up of COVID-19 tests in US CDC supported states of Abia, Benue, Delta, Enugu, Ekiti, FCT, Gombe, Imo, Kaduna, Katsina, Kogi, Lagos, Nasarawa, Ogun, Ondo, Osun, Oyo, and Plateau
- Continued roll out of antigen based rapid diagnostic test kits in collaboration with partners
- Continued tracking and collation of data from states for strategic coordination
- Finalising report for the recently completed “Vaccine Hesitancy Study among Health Care Workers”
- Completed analysis of the just concluded COVID-19 Vaccine Effectiveness study and report will be submitted within the month
- Ongoing enhanced surveillance at points of entry
- Ongoing monitoring and supervision of healthcare activities across health facilities
- Reviewed IPC workplan in health facilities in Kebbi State
- Ongoing routine monitoring and supervision of patient care activities in health facilities
- Ongoing integration of COVID-19 packages into other disease specific trainings and community sensitization
- Ongoing sequencing of qualified positive samples among travellers to Nigeria and positive cases detected in-country. ***Omicron variant remains the dominant circulating strain of SARS-CoV-2 in Nigeria***
- Ongoing quarterly commodity monitoring and stock verification exercise to reconcile data across states, check available stock balance and utilisation records
- Ongoing pre-positioning of PPE and commodities at the sub-national level for labs, treatment centres, sample collection centres and other relevant facilities as preparedness for surge in cases
- Held infodemic management meeting with partners to address misinformation and disinformation challenges
- Completed stepdown Infodemic management training for subnational stakeholders in 12 states
- Develop IEC materials and messages for RDT testing
- Developed and disseminated health advisory on COVID-19 to the public
- Continue training states on demand creation for RDT testing
- Continue support to NPHCDA in the COVID-19 vaccination campaign

## PREPAREDNESS

Since the confirmation of the first case on 27<sup>th</sup> February 2020, the NCDC has released advisories, guidelines, and statements to help Nigerians and affected groups to respond to the pandemic:

- To control spread of COVID-19 in Nigeria, NCDC has recently issued [“COVID-19 Public Health Advisory Amidst Increasing Case Numbers”](#)



- Presidential Steering Committee on COVID-19 updated the Implementation Guidelines for Easing COVID-19 Restrictions: [http://covid19.ncdc.gov.ng/media/files/F5\\_-\\_IMPLEMENTATION\\_GUIDELINES\\_Ako.pdf](http://covid19.ncdc.gov.ng/media/files/F5_-_IMPLEMENTATION_GUIDELINES_Ako.pdf)
- NCDC revised and updated the [Nigeria International Travel Portal \(NITP\)](#)
- Presidential Steering Committee on COVID-19 updated the international travel protocol: [http://covid19.ncdc.gov.ng/media/files/Revised\\_Travel\\_protocol\\_revised\\_2nd\\_April\\_2022.pdf](http://covid19.ncdc.gov.ng/media/files/Revised_Travel_protocol_revised_2nd_April_2022.pdf)
- Celebrate Responsibly Campaign: [NCDC Intensifies COVID-19 Awareness ahead of the Yuletide](#)
- NCDC issued a press release on the [detection of the first confirmed cases of omicron variant of SARS-CoV-2 in Nigeria](#)
- NCDC revised and updated the [Nigeria International Travel Portal \(NITP\)](#)
- Presidential Steering Committee on COVID-19 released a press statement on [Revised International Travel Protocol into Nigeria](#)
- NCDC published [COVID-19 safety guidelines for Conferences and Events in Nigeria](#)
- NCDC issued a press release on the [detection of the first confirmed case of delta variant of SARS-CoV-2 in Nigeria](#)
- Presidential Steering Committee on COVID-19 reviewed and published [Travel advisory for passengers arriving Nigeria from Brazil, India and Turkey to include South Africa](#)
- Presidential Steering Committee on COVID-19 published [Travel advisory for passengers arriving Nigeria from Brazil, India and Turkey](#)
- Presidential Steering Committee on COVID-19 published [Implementation guidelines for phased restriction of movement](#)
- NCDC published [One year of COVID-19 response in Nigeria](#)
- NCDC and NIMR publish [findings of COVID-19 household seroprevalence surveys in four states of Nigeria](#)
- NCDC published a [Statement on variants of SARS-CoV-2 in Nigeria](#)
- The Federal Ministry of Education (FME) and partners, PTF and NCDC have developed: [Guidance for integrated safe school re-opening 26<sup>th</sup> January 2021](#)
- COVID-19 Health Protection Regulation signed by President Muhammadu Buhari on 26<sup>th</sup> January 2021: [Coronavirus Disease \(COVID-19\) Health Protection Regulations 2021](#)
- NCDC published an updated [community case definitions for coronavirus disease 2019](#)
- The Federal Ministry of Health and NCDC published [COVID-19 Patient's handbook for home-based care in Nigeria](#)
- NCDC published an updated [case definitions for coronavirus disease](#)
- NCDC published [Guidance for the use of approved COVID-19 antigen-based rapid diagnostic tests in Nigeria](#)
- Update of [travel protocols](#) for all travellers into Nigeria from [UK and South Africa](#)
- NCDC recently launched the [Celebrate Responsibly](#) campaign in response to the increase in cases of coronavirus disease (COVID-19) and poor adherence to public health and social measures across the country: [Celebrate Responsibly and Save Lives – New Awareness Campaign for the Yuletide Season](#)
- Ahead of the Christmas and end of year festivity, NCDC published the [End-of-Year Travel Advisory on COVID-19](#)
- NCDC recently launched the [COVID-19 blog](#) for telling the stories of Nigeria's response to the COVID-19 pandemic.
- NCDC published guidelines on 2020 National Youth Service Corps (NYSC) Orientation Camp activities in conjunction with PTF and NYSC: [Guidelines on 2020 National Youth Service Corps \(NYSC\) Orientation Camp activities](#)

- NCDC published guidance on the use of antigen RDTs: [Guidance on the use of Antigen Rapid Diagnostic Kits for diagnosis of SARS-CoV-2 infection in Nigeria](#)
- NCDC published guidance on safe school re-opening: [Public Health guidance for Safe School re-opening in Nigeria](#)
- NCDC published second interim guidance – Infection Prevention and Control: [Recommendations during health care provision for suspected and confirmed cases of COVID-19](#)
- NCDC recently published the first edition of a quick reference guide on setting up sample collection centre - [A step by step guide on setting up a sample collection centre](#)
- NCDC has launched an online course on [Infection, Prevention and Control \(IPC\) for COVID-19](#) NCDC eLearning platform
- Ahead of forthcoming elections in the country, NCDC has issued [Guidelines for Conducting Elections During the COVID-19 Outbreak in Nigeria](#).
- To protect our elders, and those with pre-existing medical conditions, NCDC has issued an [Advisory for Vulnerable Groups](#).
- NCDC has released [guidelines on the re-opening of places for worship](#).
- NCDC has released [Strategies to Improve Surveillance for COVID-19 Guidance for States](#)
- The Nigeria Police Force has released COVID-19 operational guidelines for the [Police and other Law Enforcement Agencies](#) in Nigeria
- Guidelines have been issued for the [safe transportation of remains of persons suspected or confirmed to have died of COVID-19](#)
- Information on diagnostics of the COVID-19 virus can be found in our [detailed FAQ document](#).
- To increase our testing capacity, NCDC has issued guidelines for the [integration of private labs](#).
- Guidelines for [businesses and employers](#) have been updated.
- NCDC has updated its [case definition](#) , [community case definition](#) and [case management guide](#).
- NCDC releases periodic [public health advisories](#) to Nigerians on the COVID-19 disease.
- To adhere to post-lockdown measures, NCDC has released an [advisory on the use of face masks](#), as well as information on the [Use of Cloth face masks](#) and [how to make your cloth face masks](#).
- NCDC has released guidelines for the [management of pregnant women and nursing mothers](#) during the pandemic.
- To address burials of loved ones who die from COVID-19, guidelines have been issued to advise on the [safe burials](#)
- For health centres managing cases, the following documents have been released- a guideline for the [Rational Use of Personal Protective Equipment in the care of COVID-19 cases](#).
- As part of plans to increase the testing capacity of the country, the NCDC published a [National Strategy to Scale Up Access to Coronavirus Disease Testing in Nigeria](#) document.
- The Presidential Task Force has published policies and announcements on COVID-19 [available on the website of the Presidency](#) – including presidential addresses, task force updates and information on livelihood and economic support.

## INFORMATION RESOURCES

- Nigeria Centre for Disease Control: [www.covid19.ncdc.gov.ng](http://www.covid19.ncdc.gov.ng) | [www.ncdc.gov.ng](http://www.ncdc.gov.ng)
- Nigerian Presidency Website on COVID-19: [www.statehouse.gov.ng/COVID19](http://www.statehouse.gov.ng/COVID19)
- WHO Coronavirus Disease (COVID-19) Dashboard (**source for global updates**) <https://covid19.who.int/>