



SITUATION REPORT

Nigeria Centre for Disease Control and Prevention

NCDC.GOV.NG

PLOT 800 EBITU UKIWE STREET, JABI ABUJA, NIGERIA TOLL FREE CALL: 6232 E:info@ncdc.gov.ng

@NCDCgov   

TITLE:	UPDATE ON MPOX (MPX) IN NIGERIA
SERIAL NUMBER:	1
EPI-WEEK:	1
DATE:	January 8, 2023

Table 1 – Key Indicators

Reporting year	Reporting week	Suspected cases	Confirmed cases	Deaths (Confirmed cases)	Case Fatality Ratio (CFR)	States Affected (Confirmed cases)	LGAs Affected (Confirmed cases)
2023 Current	Week 1	21	3	0	0.0	2 + FCT	3
2023 Cumulative	Week 1	21	3	0	0.0	2 + FCT	3
2022 Cumulative	Week 1	1	1	0	0.0	1	1

Highlights

- In week 1, the number of new suspected cases is 21, compared with 27 cases reported in week 52, 2022. These were reported from ten (10) states and FCT – Lagos (7), Kaduna (3), Nasarawa (2), Taraba (2), Bauchi (1), FCT (1), Imo (1), Kogi (1), Kwara (1), Ondo (1) and Plateau (1) across 16 Local Government Areas. Since week 1 of 2023, three (3) States have recorded at least one confirmed Mpox case across three (3) Local Government Areas.
- The number of confirmed cases is three (3) in week 1, 2023, compared with seven (7) confirmed cases reported in week 52, 2022.
- No death was recorded in week 1, with a CFR of 0% same as reported in week 52, 2022.
- Overall, since the re-emergence of Mpox in September 2017, 2656 suspected cases have been reported from 36 states and FCT in the country. Of these 2656 suspected cases, 991 (37.4%) were confirmed (with males predominantly affected) from 34 states and FCT. Fifteen (15) deaths have been recorded since the re-emergence in 2017.
- The National Mpox multi-partner, multi-sectoral Technical Working Group (TWG) continues to coordinate the response activities at all levels.



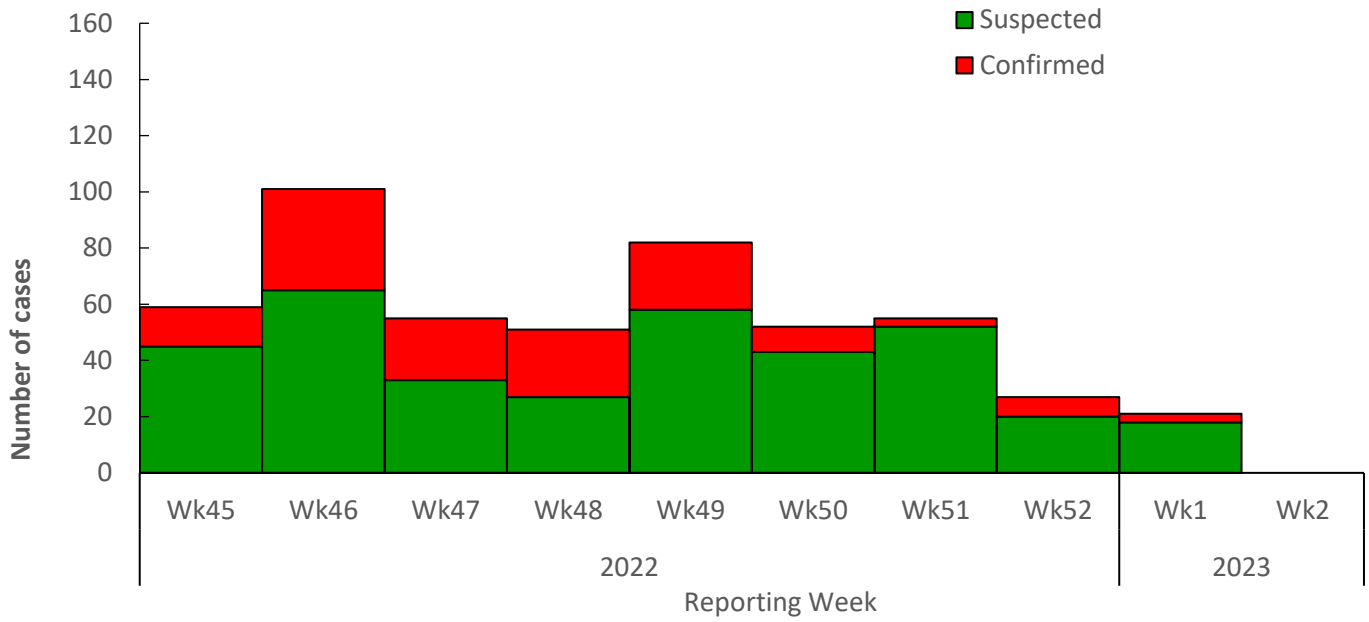


Figure 1: Epidemic curve of suspected and confirmed Mpox cases January 2023 till date

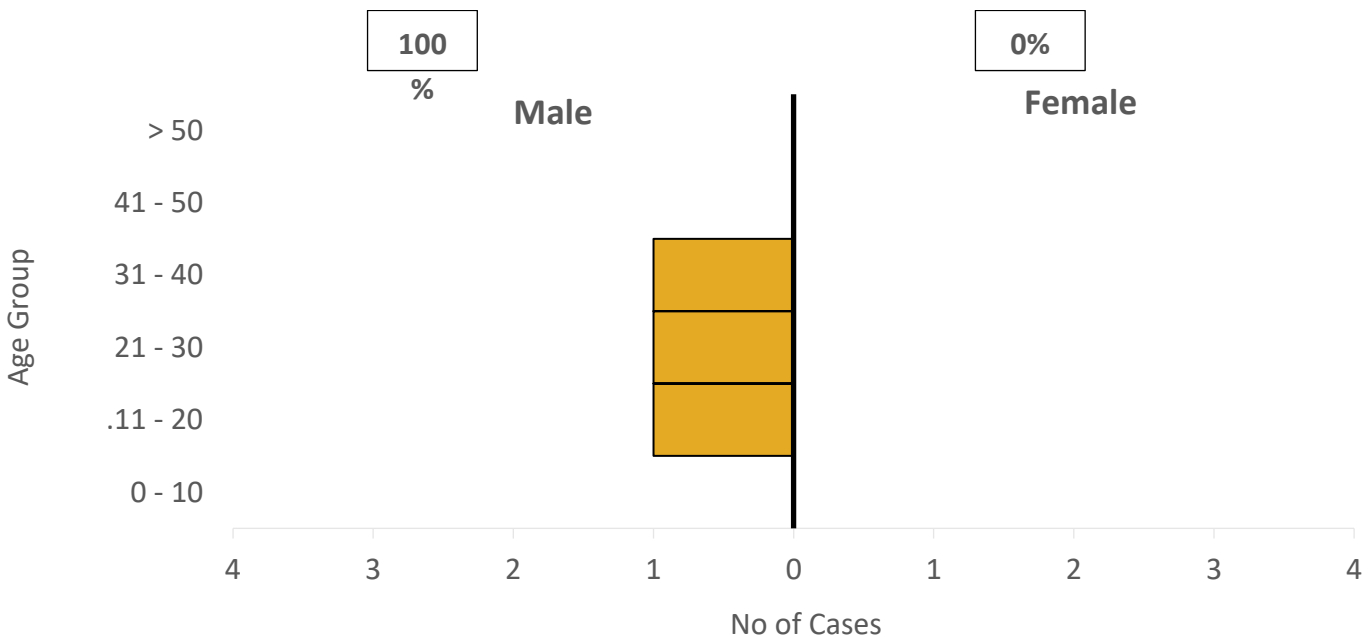


Figure 2: Age and sex distribution of Nigeria confirmed monkeypox cases Epi week 1, 2023

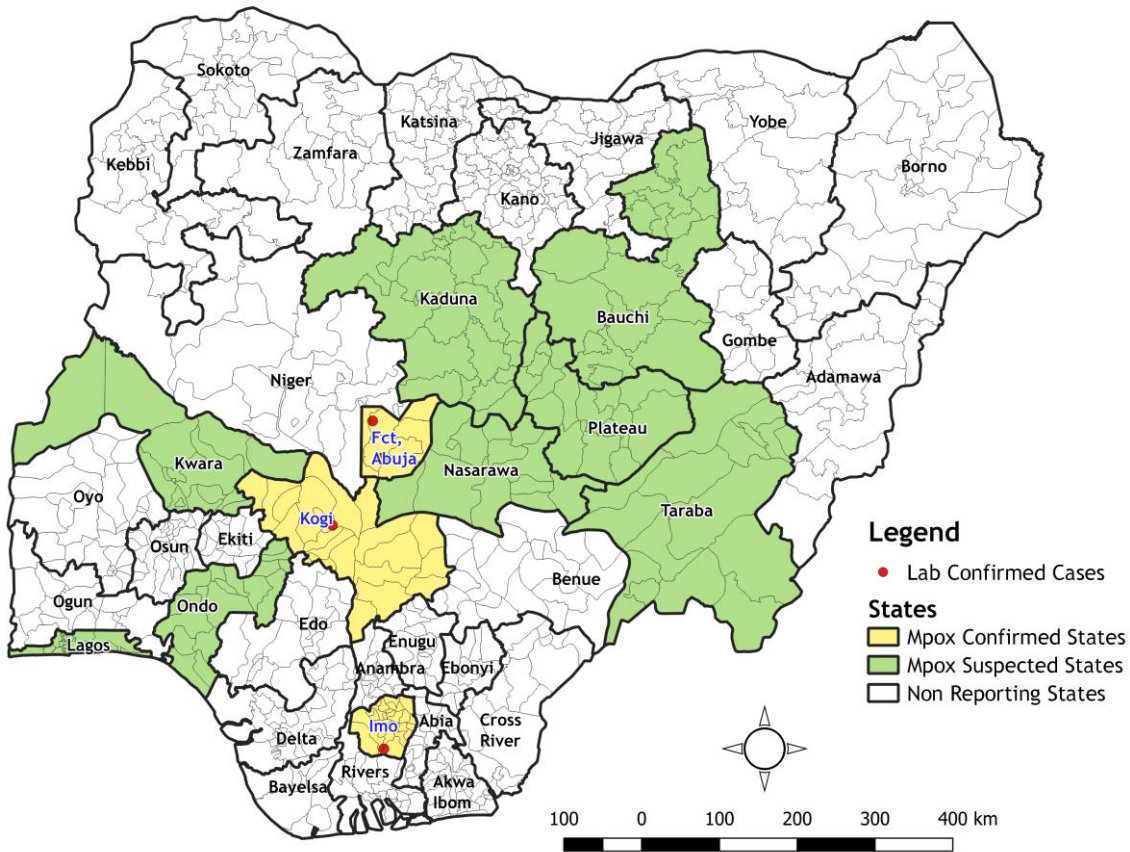


Figure 3: Map of Nigeria showing States with suspected and confirmed Mpox Cases from January 2023 till date

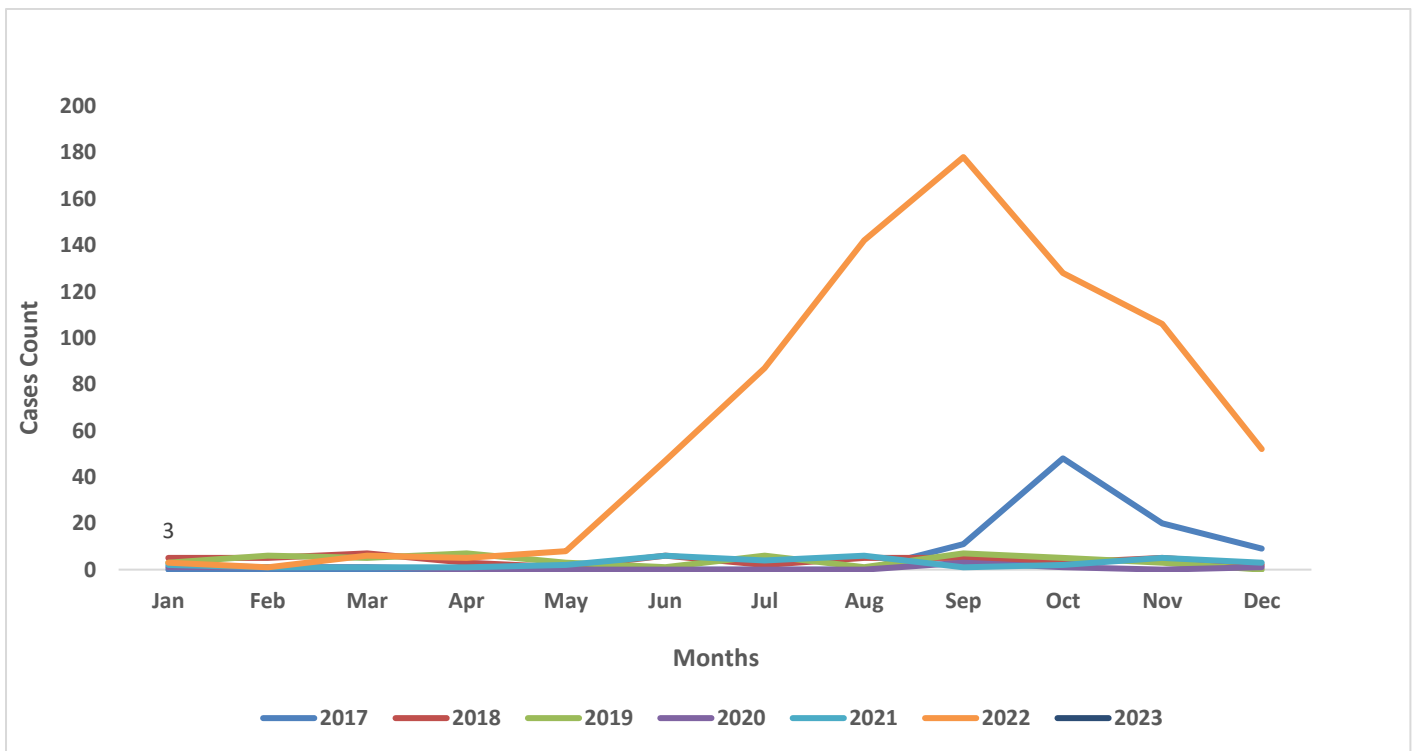


Figure 4: Nigeria confirmed Mpox cases by the year of incidence- September 2017 to 8th January 2023

Table 1: Summary statistics for annual Nigeria Mpox cases, September 2017 – 8th January 2022

Reporting year	Suspected cases	Confirmed cases	Deaths (Confirmed cases)	Case Fatality Ratio (CFR)	States Affected (Confirmed cases)	LGAs Affected (Confirmed cases)
2022	2123	762	7	0.9	34 + FCT	238
2021	98	34	0	0.0	8 + FCT	25
2020	35	8	0	0.0	5	7
2019	65	47	1	2.1	11	26
2018	116	49	1	2.0	13	25
2017	198	88	6	6.8	14 + FCT	33

Table 2: Age distribution of cumulative number of confirmed Mpox cases September 2017 – 8th January 2023

Age Group (Years)	2017	2018	2019	2020	2021	2022	2023	Total
0-10 Years	7	5	1	0	1	125	0	139
11-20 Years	12	4	1	0	4	123	1	145
21-30 Years	34	13	13	4	10	187	1	262
31-40 Years	26	17	22	4	13	205	0	287
41-50 Years	9	10	9	0	5	89	1	123
> 50 Years	0	0	1	0	1	33	0	35
Total	88	49	47	8	34	762	3	991

Table 2: Nigeria confirmed Mpox cases by state, September 2017 – 8th January 2023

S/N	State	2017	2018	2019	2020	2021	2022	2023	Total
1	Lagos	4	1	15	4	6	188	0	218
2	Rivers	25	14	7	1	5	37	0	89
3	Bayelsa	19	11	7	0	6	45	0	88
4	Abia	1	2	0	0	0	58	0	61
5	Delta	3	6	10	1	9	31	0	60
6	Imo	5	2	1	0	0	45	1	54
7	Ogun	0	0	0	0	1	40	0	41
8	Ondo	0	0	0	0	0	40	0	40
9	Edo	4	1	1	0	4	27	0	37
10	FCT	5	0	0	0	1	25	1	32
11	Anambra	0	1	1	0	0	25	0	27
12	Cross River	9	3	1	0	1	12	0	26
13	Kwara	0	0	0	0	0	21	0	21
14	Plateau	0	2	0	1	0	16	0	19
15	Akwa Ibom	6	0	1	0	0	12	0	19
16	Nasarawa	1	1	0	0	0	17	0	19
17	Adamawa	0	0	0	0	0	16	0	16
18	Oyo	1	3	2	0	0	10	0	16
19	Kaduna	0	0	0	0	0	15	0	15
20	Ebonyi	0	0	0	1	0	12	0	13
21	Benue	2	0	0	0	0	10	0	12
22	Borno	0	0	0	0	0	11	0	11
23	Katsina	0	0	0	0	0	8	0	8
24	Enugu	1	2	1	0	0	4	0	8
25	Taraba	0	0	0	0	0	7	0	7
26	Kano	0	0	0	0	0	7	0	7
27	Gombe	0	0	0	0	0	6	0	6
28	Kogi	0	0	0	0	0	5	1	6
29	Osun	0	0	0	0	0	5	0	5
30	Ekiti	2	0	0	0	0	1	0	3
31	Niger	0	0	0	0	1	1	0	2
32	Kebbi	0	0	0	0	0	2	0	2
33	Bauchi	0	0	0	0	0	1	0	1
34	Zamfara	0	0	0	0	0	1	0	1
35	Yobe	0	0	0	0	0	1	0	1
	Grand Total	88	49	47	8	34	762	3	991

Notes on this report

Data Source

Information for this disease was case-based data retrieved from the National Mpox Emergency Operations Centre.

Case definitions

Suspected case

- An acute illness with fever $>38.3^{\circ}\text{C}$, intense headache, lymphadenopathy, back pain, myalgia, and intense asthenia followed one to three days later by a progressively developing rash often beginning

on the face (most dense) and then spreading elsewhere on the body, including soles of feet and palms of the hand

Probable case

- A case that meets the clinical case definition is not laboratory-confirmed but has an epidemiological link to a confirmed case

Confirmed case

- A clinically compatible case that is laboratory confirmed

Contact

- Any person who has been in direct or indirect contact with a confirmed case since the onset of symptoms, i.e., contact with skin lesions, oral secretions, urine, faeces, vomitus, blood, sexual contact, sharing a common space (anyone who has been in proximity with or without physical contact with a confirmed case)

Calculations

- Case Fatality Rate (CFR) for this disease is reported for confirmed cases only