

# SITUATION REPORT

## Nigeria Centre For Disease Control (NCDC)

[www.ncdc.gov.ng](http://www.ncdc.gov.ng)

PLOT 800 EBITU UKIWE STREET, JABI ABUJA, NIGERIA. TOLL FREE CALL: 0800-970000-10. E: [info@ncdc.gov.ng](mailto:info@ncdc.gov.ng)



@NCDCgov

<b>TITLE:</b>	<b>MONKEYPOX OUTBREAK IN NIGERIA</b>
<b>SERIAL NUMBER:</b>	<b>016</b>
<b>EPI-WEEK:</b>	<b>04</b>
<b>DATE:</b>	<b>25 JANUARY, 2017</b>

KEY INDICATORS	NUMBERS
Total suspected cases	<b>216</b>
Total deaths	<b>5</b>
Confirmed cases	<b>80</b>
States with at one Confirmed case	<b>14</b>
States that have reported at least one suspected case (including FCT)	<b>24</b>
Health worker infection	<b>1</b>

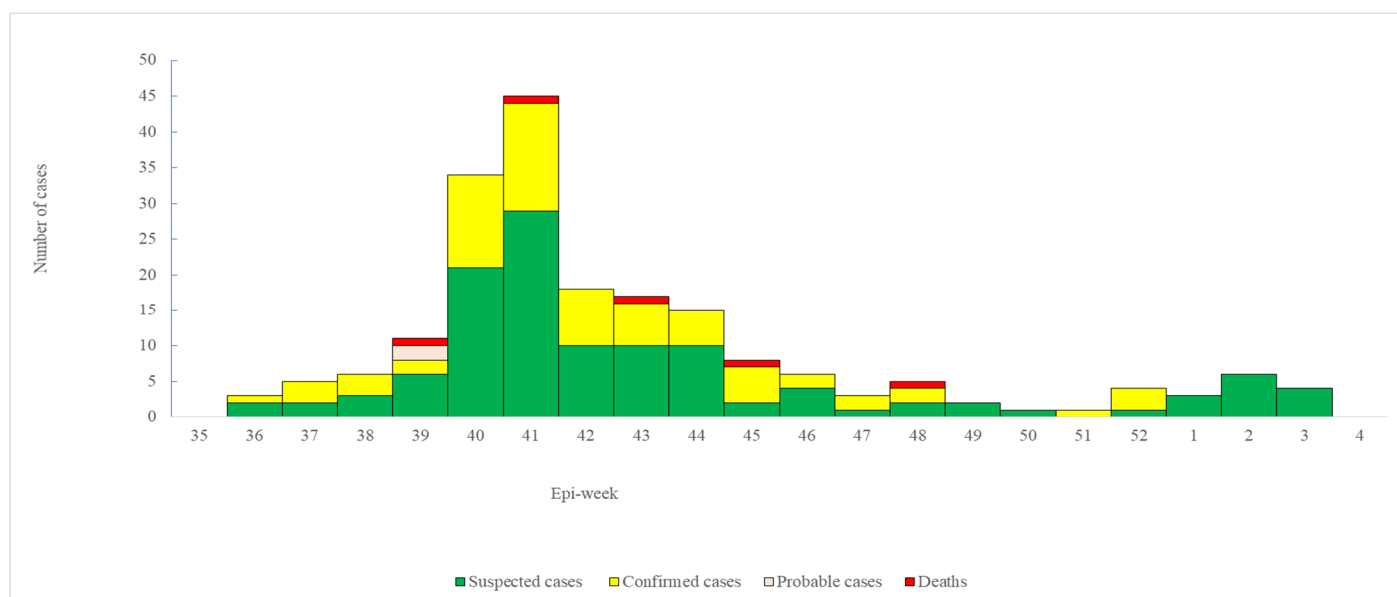
### HIGHLIGHTS

- The Nigeria Centre for Disease Control (NCDC) continues to coordinate the response through its Monkeypox Technical Working Group following the deactivation of the Emergency Operations Centre (EOC)
- Delphi process on transition of monkeypox into Nigeria IDSR is ongoing
- There has been a continued decline in the number of new cases reported
- Eleven new suspected cases (Akwa Ibom- 9, Rivers- 1 and Oyo-1) have been reported in last two weeks
- Three new cases confirmed in the reporting period.
- Two deaths were reported

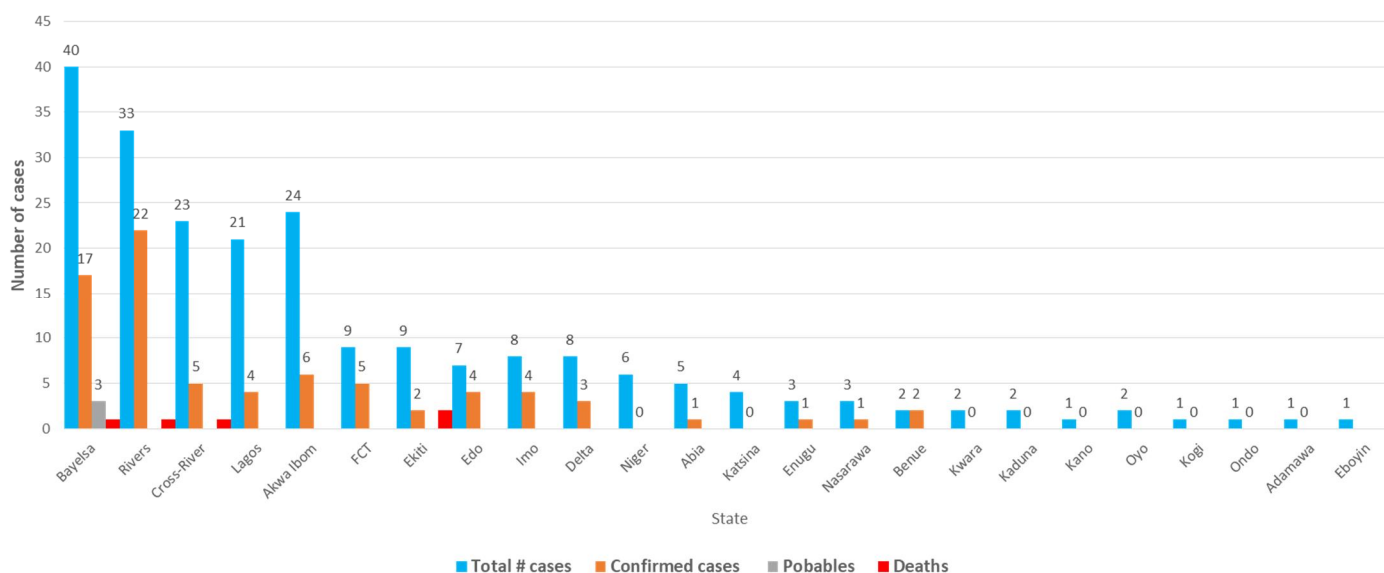
### EPI-SUMMARY

- Out of a total of 216 suspected cases reported from 24 States and the FCT 80 cases have been confirmed in 14 States
- Eighty (80) confirmed cases and three (3) probable cases have been recorded since the onset of the outbreak
- Total of 5 deaths have been recorded
- Clustering of cases was demonstrated in Bayelsa, but no evidence of epidemiological linkages across States have been demonstrated.
- Preliminary genetic sequencing suggests multiple sources of introduction of monkeypox virus into the human population

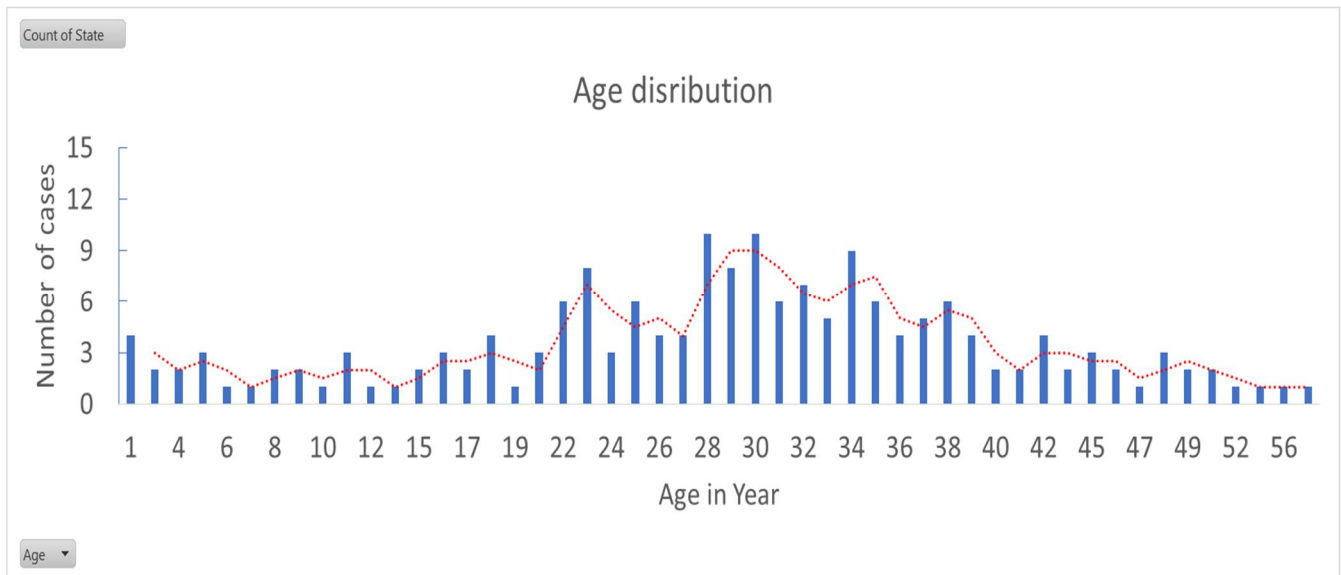
- The male to female ratio for confirmed cases is 2.5:1
- The most affected age group is 21-40 years (Median Age = 30)
- Five (5) deaths have been recorded among confirmed cases ( four (4) in patients with background immunosuppressive illness)



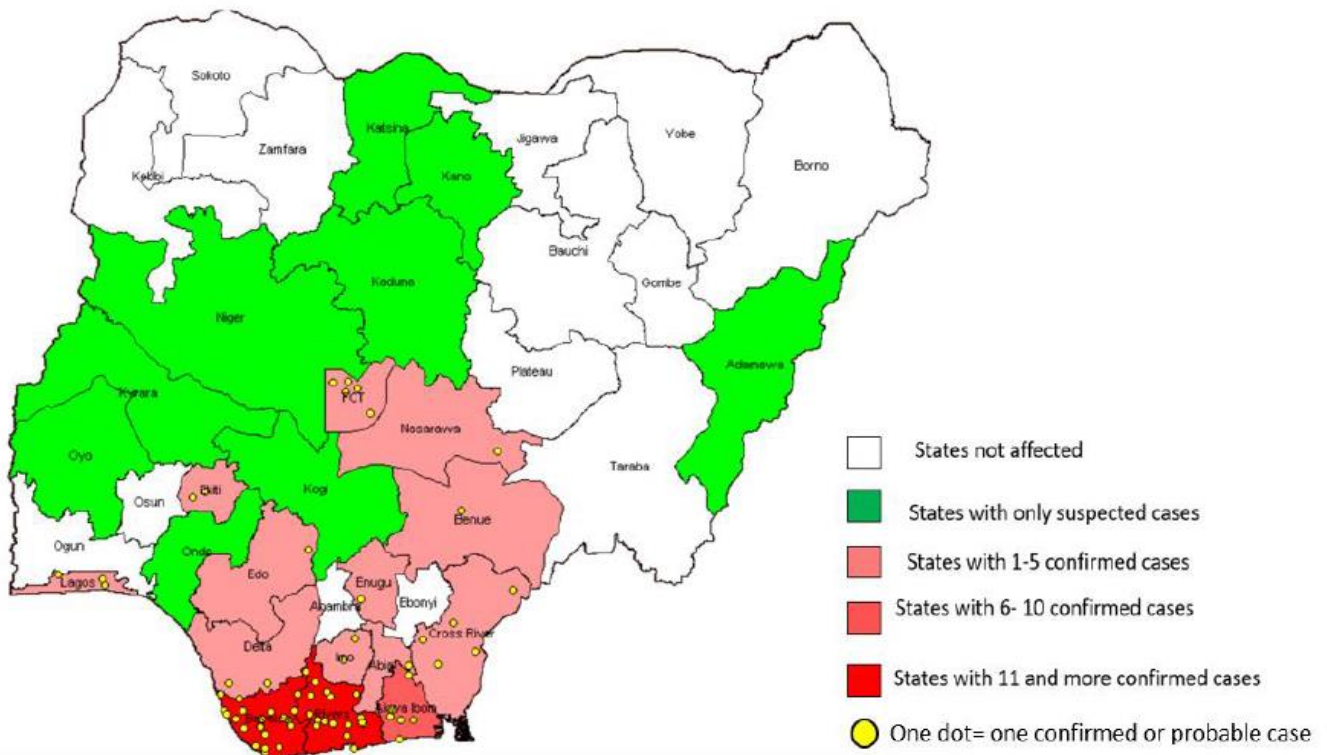
**Nigeria monkeypox cases distribution by Epi-week ( week 36,20017- week 4, 2018)**



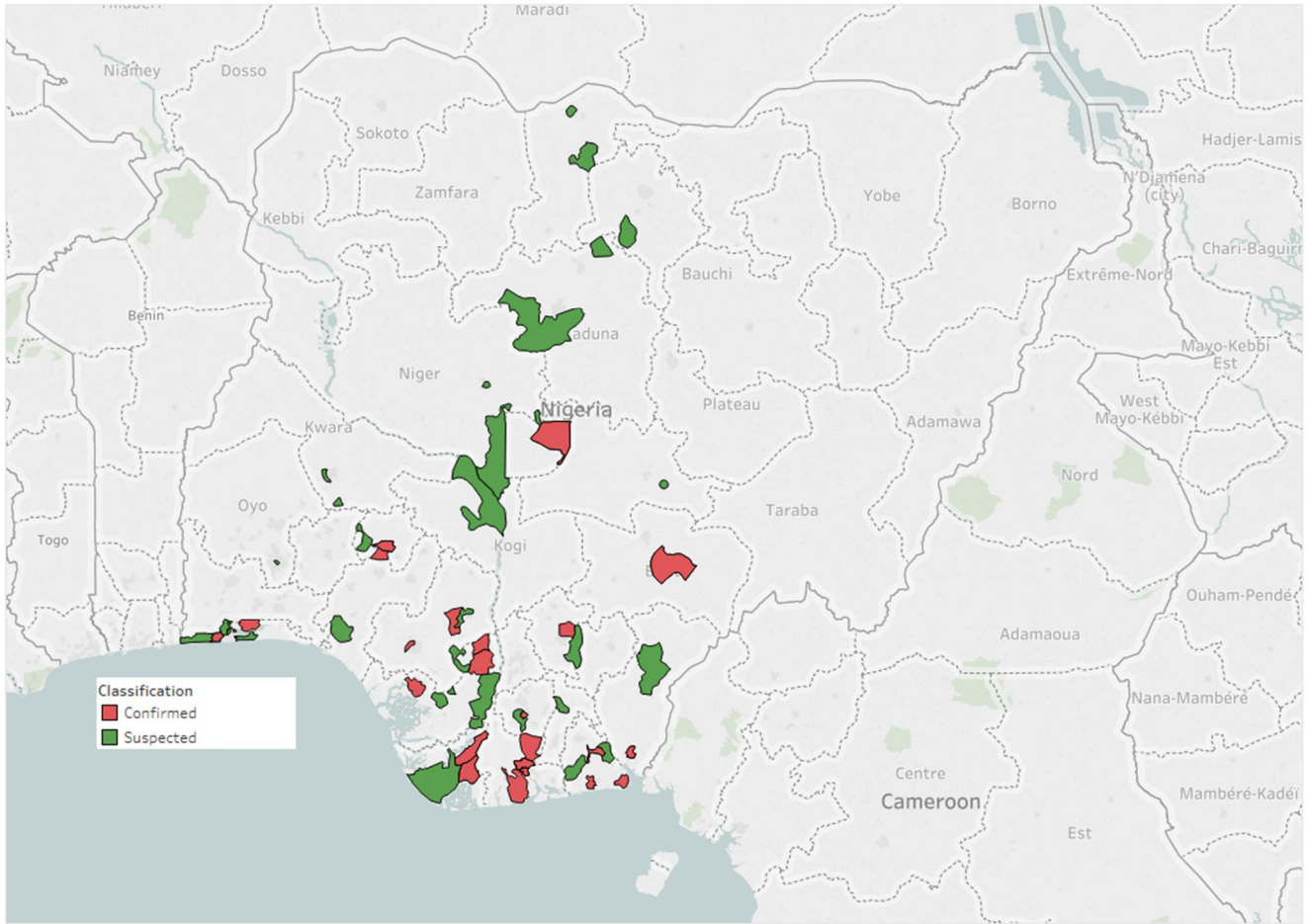
**Distribution of Nigeria Monkeypox Cases by state as at Epi-week 4, 2018**



Age distribution of Nigeria Monkeypox cases



Map of Nigeria showing States with suspected and confirmed Monkeypox Cases as at Epi week 4, 2018



***Nigeria Monkeypox Outbreak Distribution by LGA***