

# YELLOW FEVER SITUATION REPORT



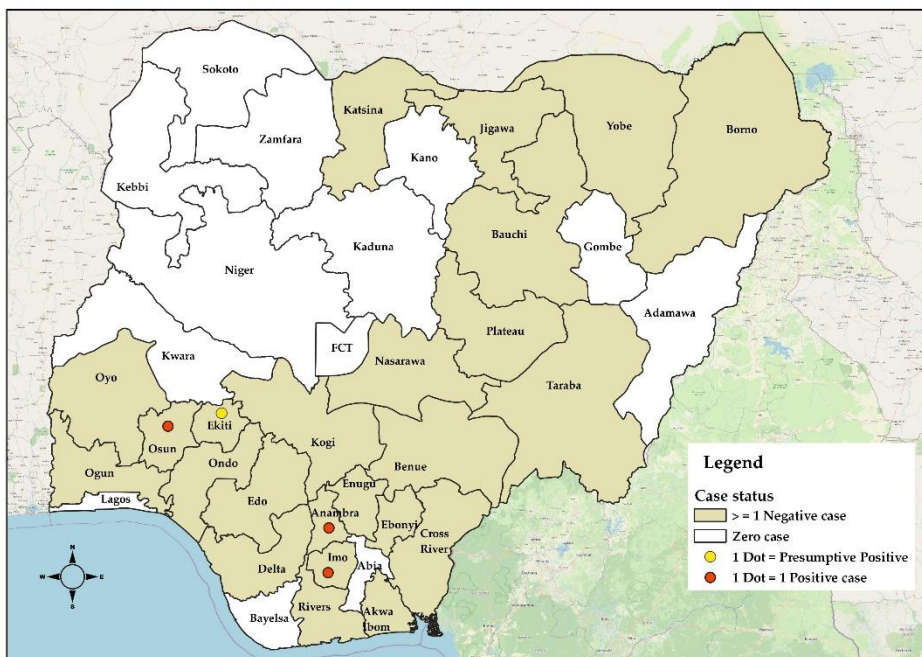
Serial Number: 005	July 2022 Monthly Sitrep
Epi Week:	26 - 31 as at 31 <sup>st</sup> July 2022
Reporting Month:	July 2022

REPORTING MONTH: JULY, 2022

## HIGHLIGHTS

### REPORTING PERIOD: 1<sup>ST</sup> – 31<sup>ST</sup> JULY 2022

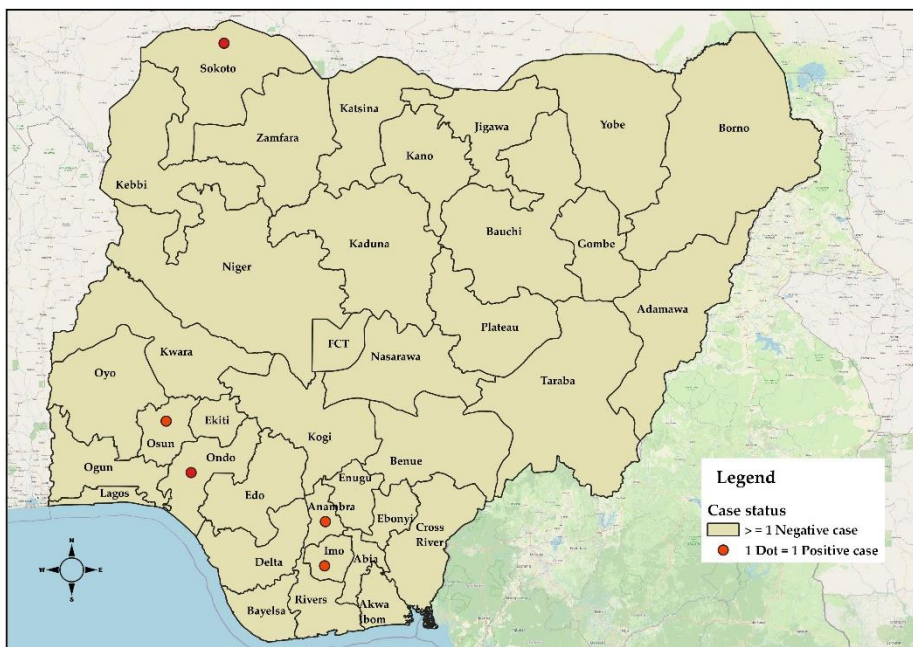
- The Nigeria Centre for Disease Control & Preventions (NCDC) continues to monitor reports of yellow fever cases in Nigeria.
- A total of 176 suspected cases were reported from 108 Local Government Areas (LGAs) across 25 states: Abia (8), Akwa Ibom (1), Anambra (9), Bauchi (4), Benue (9), Borno (12), Cross River (6), Delta (3), Ebonyi (2), Edo (3), Ekiti (11), Enugu (24), Imo (5), Jigawa (10), Kastina (14), Kogi (3), Nasarawa (1), Ogun (3), Ondo (7), Osun (3), Oyo (13), Plateau (11), Rivers (1), Taraba (6), Yobe (7).
- One (1) presumptive positive case was recorded from Central Public Health Laboratory (CPHL) Lagos. This case was from Ekiti state.
- Three (3) inconclusive cases were recorded from; CPHL Lagos (2), University of Nigeria Teaching Hospital (UNTH) Enugu (1). The inconclusive samples were reported from Enugu (1), Ogun (1), and Osun (1) states.
- Four (4) cases have been confirmed by Institut Pasteur, Dakar from: **Ondo -1** [Akure South (1)], **Anambra -1** [Idemili south (1)], **Imo -1** [Nwagele (1)], **Sokoto -1** [Dange-Shuni (1)]
- Four deaths were recorded among suspected cases, Imo (1), Bayelsa (1), Katsina (1) and Taraba (1)



<b>176</b> SUSPECTED CASES	<b>25</b> STATES WITH SUSPECTED CASES
<b>4</b> CONFIRMED CASES	<b>4</b> STATES WITH CONFIRMED CASES
<b>0</b> DEATHS IN CONFIRMED CASES	<b>0</b> STATES WITH DEATHS IN CONFIRMED CASES

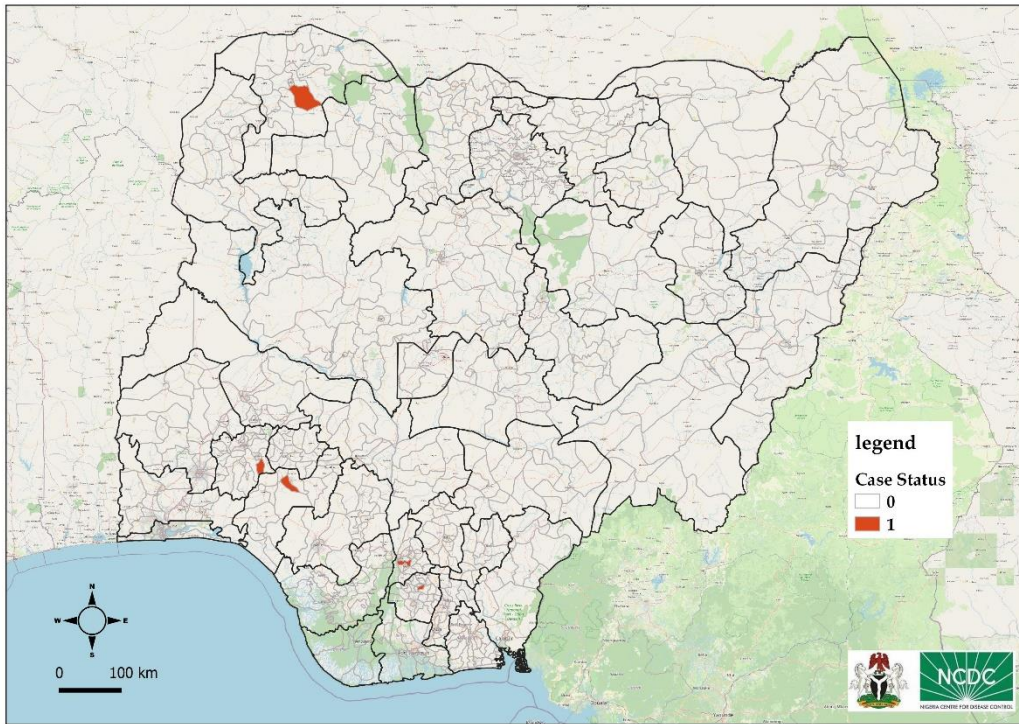
## CUMULATIVE FOR 1<sup>st</sup> JANUARY 2022 – 31<sup>st</sup> JULY 2022

- Cumulatively from 1<sup>st</sup> January 2022 – 31<sup>st</sup> July 2022, a total of 1179 suspected cases have been reported from 416 LGAs in 36 states including the FCT.
- The cases were reported from the following states: Abia (36), Adamawa (18), Akwa Ibom (9), Anambra (84), Bauchi (38), Bayelsa (13), Benue (24), Borno (100), Cross River (26), Delta (8), Ebonyi (27), Edo (14), Ekiti (29), Enugu (67), FCT (5), Gombe (14), Imo (43), Jigawa (81), Kaduna (8), Kano (4), Katsina (81), Kebbi (21), Kogi (15), Kwara (21), Lagos (4), Nasarawa (24), Niger (25), Ogun (25), Ondo (62), Osun (19), Oyo (73), Plateau (45), Rivers (23), Sokoto (16), Taraba (33), Yobe (31) and Zamfara (13).
- Total of Eight (8) presumptive positive and six (6) inconclusive results were recorded from the Nigeria Laboratory network.
- These presumptive positives were from UBTH Benin (2), MDH Abuja (1), CPHL Lagos (3), YDMH (2). The cases were reported from **Edo -1** (Egor). **Niger -1** (Suleja). **Rivers-1** (Port-Harcourt), **Sokoto-2** (Dangeshuni, Tambuwal), **Osun-1** (Atakunmosa East), **Ondo-1** (Akure South), **Ekiti-1** (Irepodun/Ifelodun). The inconclusive cases were reported from **Oyo -1** (Olorunsogo) and **Anambra-2** (Idemili South & Ayamelum) and **Imo -1** (Nwangele) and **Osun** (Irewole). These samples have been shipped to IP Dakar for confirmation.
- Five (5) confirmed cases reported from IP Dakar from January – July 2022 from; **Sokoto-1** (Dangeshuni,), **Osun-1** (Atakunmosa East), **Ondo-1** (Akure South), **Anambra-1** (Idemili South) and **Imo -1** (Nwangele).
- Fourteen deaths recorded from suspected cases in Abia (1), Bayelsa (1), Benue (1), Imo (1), Kaduna (1), Katsina (2), Kebbi (1), Taraba (2), Yobe (1) and Zamfara (3) States **[CFR = 1.2%]**.
- Male to female ratio for suspected cases was **1:1.7** with males 637(54%) and females 542 (46%)
- Seventy-four (74%) percent of cases were predominantly aged 30 years and below
- One hundred and twenty-six (10.7%) of 1179 suspected cases had at least one dose of the yellow fever vaccine
- The NCDC is coordinating response activities through the National Multi-agency Yellow Fever Technical Working Group (YF TWG)

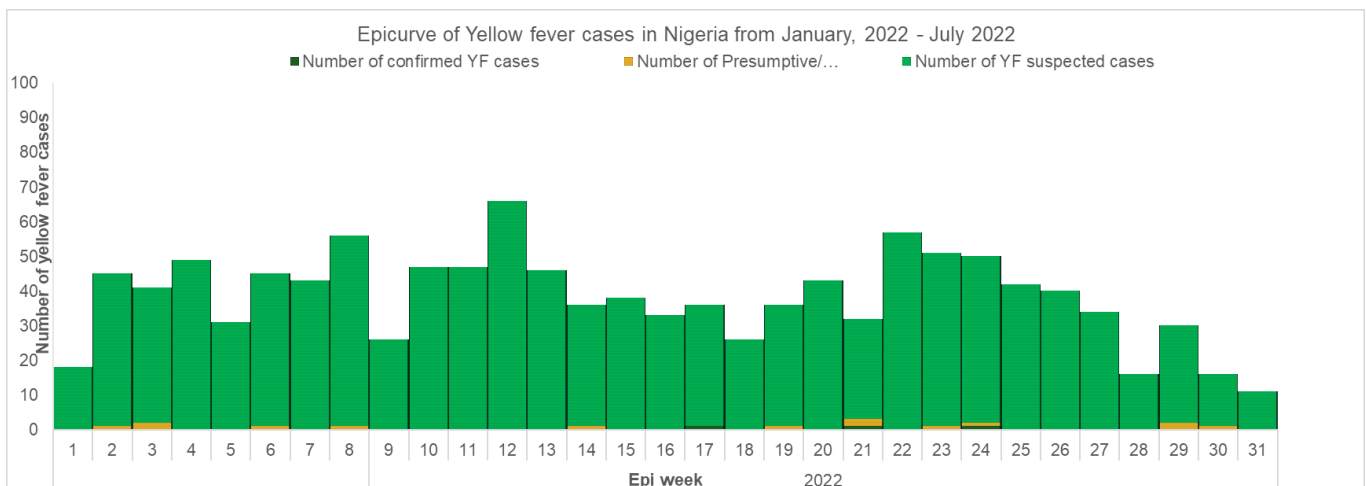


**Table 1: Summary of yellow fever cases in Nigeria from January - July 2022**

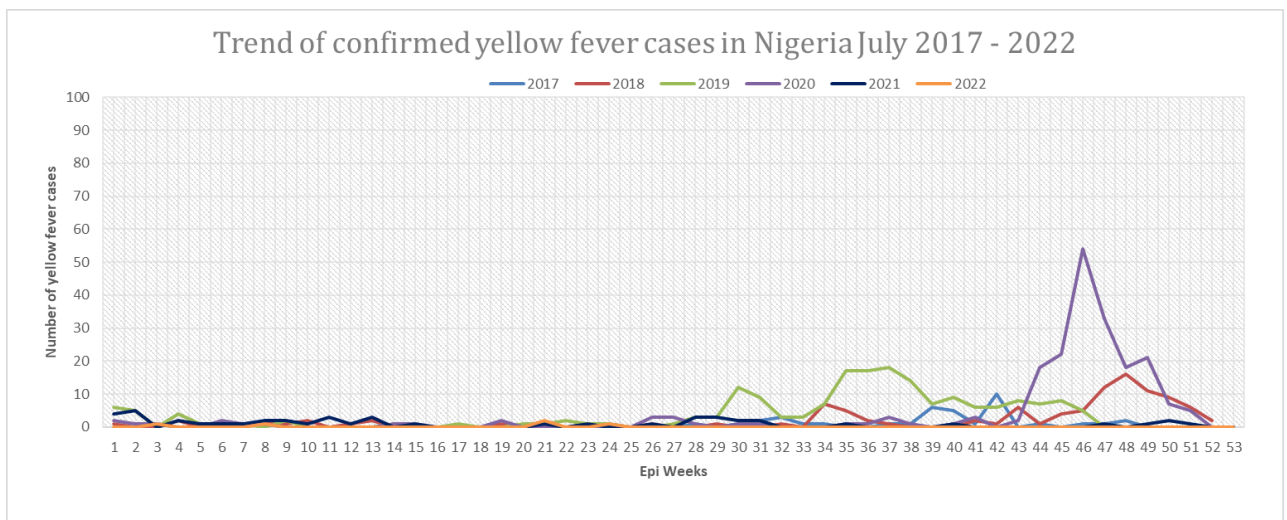
State	# Suspected Cases	# LGAs with suspected cases	# LGAs with confirmed cases	Laboratory Results					Deaths	
				Samples positive (IgM) & Inconclusive in NG)	LGAs with positive (IgM) & Inconclusive in NG)	Confirmed Cases (PCR)	Confirmed Cases (IP Dakar)	Total Confirmed Cases	# Deaths among Confirmed Cases [CFR] (%)	# Deaths among All Cases [CFR](%)
Abia	36	13	-	-	-	-	-	-	-	1
Adamawa	18	9	-	-	-	-	-	-	-	-
Akwa Ibom	9	6	-	-	-	-	-	-	-	-
Anambra	84	20	1	2	2	-	1	1	-	-
Bauchi	38	13	-	-	-	-	-	-	-	-
Bayelsa	13	5	-	-	-	-	-	-	-	1
Benue	24	13	-	-	-	-	-	-	-	1
Borno	100	20	-	-	-	-	-	-	-	-
Cross River	26	11	-	-	-	-	-	-	-	-
Delta	8	5	-	-	-	-	-	-	-	-
Ebonyi	27	11	-	-	-	-	-	-	-	-
Edo	14	9	-	1	1	-	-	-	-	-
Ekiti	29	13	-	1	1	-	-	-	-	-
Enugu	67	14	-	1	-1	-	-	-	-	-
FCT Abuja	5	3	-	-	-	-	-	-	-	-
Gombe	14	8	-	-	-	-	-	-	-	-
Imo	43	20	1	1	1	-	1	1	-	1
Jigawa	81	11	-	-	-	-	-	-	-	-
Kaduna	8	5	-	-	-	-	-	-	-	1
Kano	4	3	-	-	-	-	-	-	-	-
Katsina	81	27	-	-	-	-	-	-	-	2
Kebbi	21	8	-	-	-	-	-	-	-	1
Kogi	15	10	-	-	-	-	-	-	-	-
Kwara	21	9	-	-	-	-	-	-	-	-
Lagos	4	3	-	-	-	-	-	-	-	-
Nasarawa	24	9	-	-	-	-	-	-	-	-
Niger	25	9	-	1	1	-	-	-	-	-
Ogun	25	13	-	-	-	-	-	-	-	-
Ondo	62	12	1	1	1	-	1	1	-	-
Osun	19	11	1	2	2	-	1	1	-	-
Oyo	73	26	-	1	1	-	-	-	-	-
Plateau	45	12	-	-	-	-	-	-	-	-
Rivers	23	17	-	1	1	-	-	-	-	-
Sokoto	16	8	1	2	2	-	1	1	-	-
Taraba	33	12	-	-	-	-	-	-	-	2
Yobe	31	12	-	-	-	-	-	-	-	1
Zamfara	13	7	-	-	-	-	-	-	-	3
<b>TOTAL</b>	<b>1,179</b>	<b>417(54%)</b>	<b>5(0.4)</b>	<b>14(1.2%)</b>	<b>14 (1.8%)</b>	<b>0</b>	<b>5 (0.4)</b>	<b>5 (0.4)</b>	<b>0</b>	<b>14 (1.2%)</b>



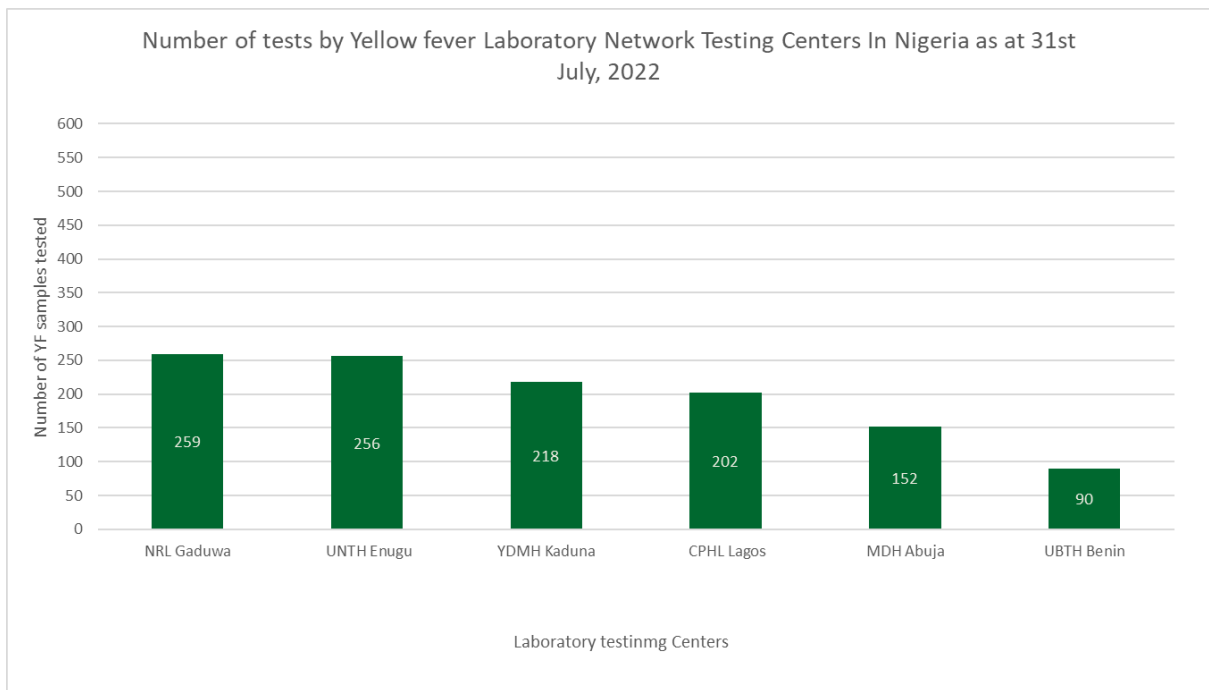
**Figure 1: Map of Nigeria showing yellow fever outbreak attack rates in affected LGAs from January – July 2022**



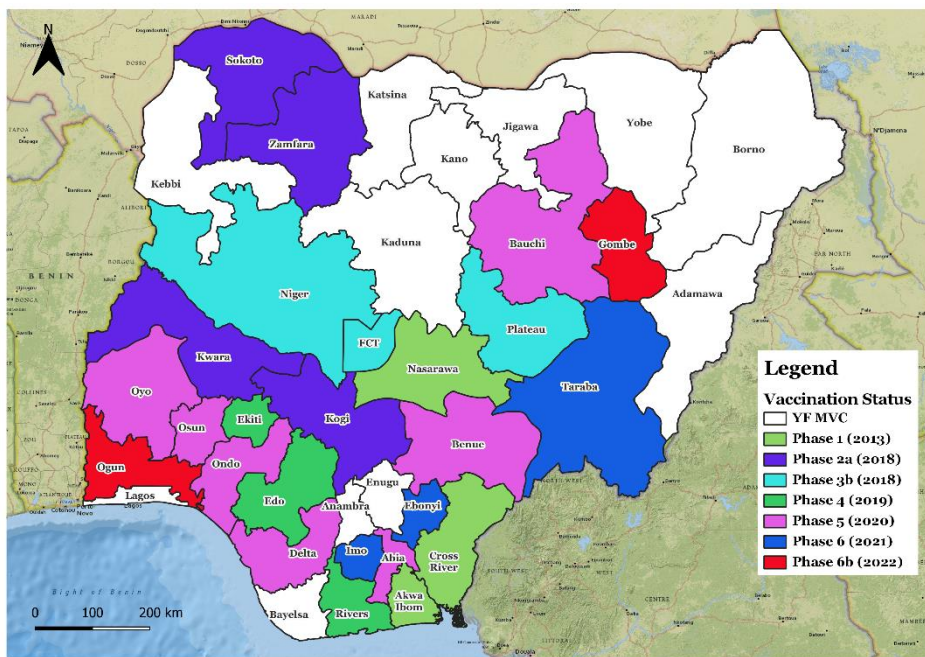
**Figure 2: Epicurve of yellow fever cases in Nigeria from January – July 2022**



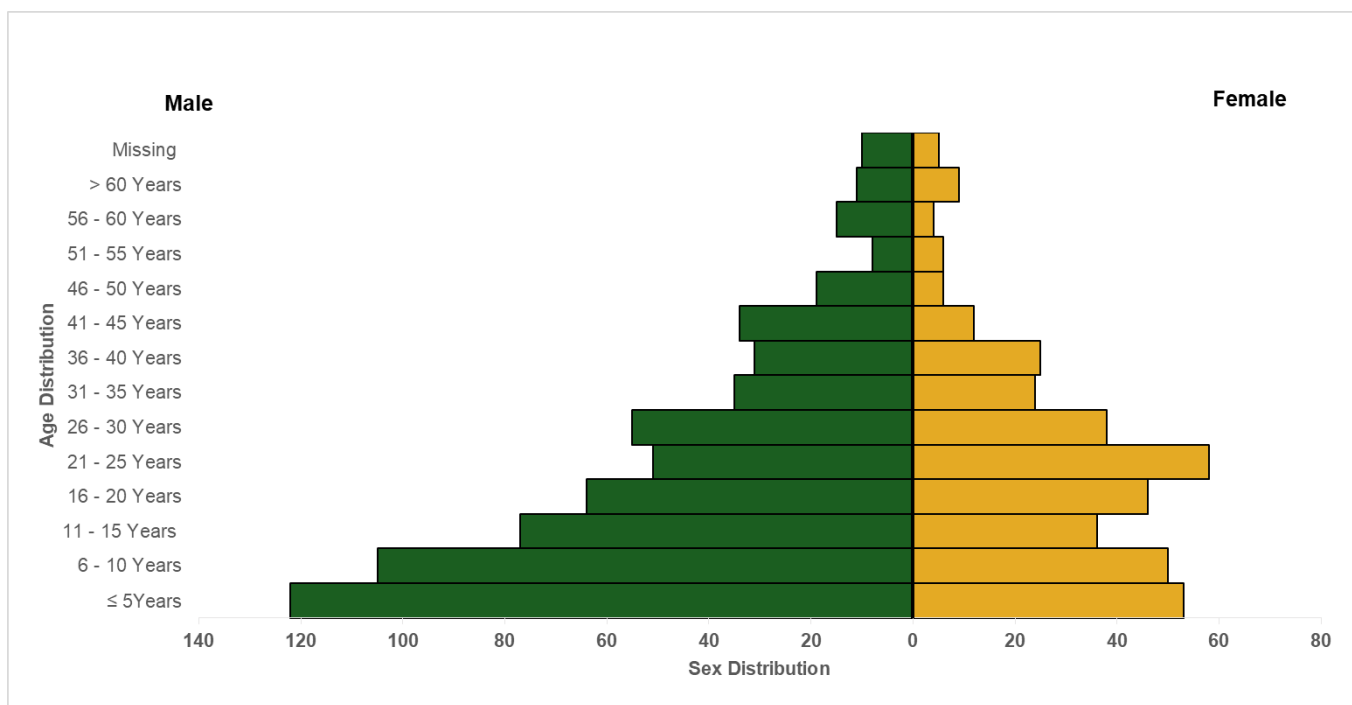
**Figure 3: Trend of confirmed yellow fever cases in Nigeria 2017 – 2022**



**Figure 4: Distribution of yellow fever tested samples by Laboratory network testing centres in Nigeria from January – July 2022**



**Figure 5: Map of Nigeria showing states and year of implementation of yellow fever mass vaccination campaigns from 2013 – 2022**



**Figure 6: Age and sex distribution of yellow fever cases in Nigeria from January – July 2022.**

## SUMMARY OF TWG ACTIVITIES

### Coordination

- Yellow fever response activities are coordinated by the NCDC through a multi-agency yellow fever Technical Working Group (YF TWG)
- Finalised the yellow fever training manual for training of health workers on yellow fever detection, case management, documentation, and reporting
- Off-site support to states with recent confirmed cases season from (Anambra, Imo, Ondo, Osun and Sokoto)

### Epidemiology/Surveillance/Data Management

- Daily monitoring and analysis of surveillance data across the country to guide response activities
- Engagement with State Epidemiologists for weekly updates
- Update cases in the SORMAS platform

### Laboratory

- Coordination of yellow fever sample management and transportation from all states to the regional reference laboratories
- Regular testing of yellow fever samples in all the testing laboratories
- Ensured availability of reagents and consumables in all testing laboratories
- Ongoing validation of Mologic rapid test kit for yellow fever
- First quarter (January – March 2022) data harmonization meeting in Lagos

### Case Management

- Ongoing plan for capacity building of 32 tertiary health care workers in 4 states in Southeast on IDSR and yellow fever case identification, management, and reporting

## Vaccination - Led by NPHCDA

- Supported implementation of Integrated Supplementary immunization activities including yellow fever vaccination in Gombe and Ogun states June – July 2022
- Supporting the pre-implementation planning for 2022 yellow fever PMVCs in Bayelsa, Enugu, Kano, States and some LGAs in Borno

## Risk Communication

- On-going distribution of yellow fever Information Education and Communication (IEC) materials to all the states
- Ongoing daily media monitoring across social and traditional media platforms

## NEXT STEPS

### Coordination

- Finalise, printing and distribute yellow fever technical documents, field investigation guide and training materials
- Plan to continue with the capacity building of healthcare workers from selected tertiary hospitals from other geopolitical zones
- Printing and distribution of additional copies of yellow fever preparedness and response guidelines
- Mapping of yellow fever hotspots
- Development of National yellow fever workplan

### Epidemiology/Surveillance/Data Management

- Continue monitoring and analysis of YF surveillance data across all states and FCT to guide response
- Deployment of Entomology team in Kogi, Nasarawa, Rivers and Taraba states to follow up on the confirmed cases

### Case Management

- Continue provision of offsite support to the affected states on case management
- Strengthen the case management capacity at the states to support detection, reporting and response during an outbreak

### Laboratory

- Supportive supervision to all the yellow fever testing laboratories
- Continue coordination of prompt transportation of samples and availability of reagents in the testing laboratories
- On-going plan to reactivate the YF testing Laboratory for the Northeast
- Follow up with IP Dakar for timely release of results
- Establishment of yellow fever biorepository bank to store yellow fever positive samples

## Vaccination - Led by NPHCDA

- Support pre-implementation plans for 2022 yellow fever PMVC in Kano, Enugu and Some LGAs in Borno States in the 2<sup>nd</sup> Stream of the campaigns
- Follow-up for the report and post campaign coverage survey of the YF PMVCs implemented.

## Risk Communication

- Follow up with the distribution plan to disseminate YF information, education, and communication materials including jingles across the states and FCT
- Support capacity building on One Health Risk Communication for media
- Sensitization of the media on yellow fever transmission and control measures
- Develop yellow fever advisory to the states



# Partners

