



SITUATION REPORT

Nigeria Centre For Disease Control (NCDC)

www.ncdc.gov.ng

PLOT 800 EBITU UKIWE STREET, JABI ABUJA, NIGERIA. TOLL FREE CALL: 0800-970000-10. E: info@ncdc.gov.ng

@NCDCgov

B TITLE:	YELLOW FEVER OUTBREAK IN NIGERIA
SERIAL NUMBER:	036
EPI-WEEK:	42
DATE:	15th October – 21st October, 2018

HIGHLIGHTS

In this reporting week **15th October – 21th October, 2018:**

- There were 18 suspected cases reported
- No in-country presumptive positive
- Institut Pasteur (IP) Dakar reported 9 confirmed cases from [Anambra 1 (Awka North LGA), Benue 1 (Vandeikya LGA), FCT 3 (Abaji Area Council), Kogi 2 (Kabba/Bunu, Mopuromala), Zamfara 1 (Maru LGA), Nasarawa 1 (Toto LGA)]
- Multi-agency Yellow fever Emergency meeting
- A three year (2019-2021) Yellow fever (YF) Preventive Mass Vaccination Campaign (PMVC) proposal plan developed

SUMMARY OF OUTBREAK

- A yellow fever outbreak is currently active in Nigeria. Confirmed cases have been recorded in fourteen States (Kwara, Kogi, Kano, Zamfara, Kebbi, Nasarawa, Niger, Katsina, Edo, Ekiti, Rivers Anambra, FCT, and Benue States): in 27 Local Government areas (LGAs) [Table 1]
- Since the beginning of the outbreak, 155 samples (presumptive positive -133 and inconclusive -22) in 77 LGAs have been sent to IP Dakar for re-confirmation [Figure 1]
- Since the beginning of the outbreak, all Nigerian states have reported suspected cases in 570 (73.6%) LGAs [Figure 5]
- From the onset of this outbreak in September 12, 2017, a total of 3,258 suspected yellow fever cases have been reported as at week 42 [**15th October – 21th October, 2018:** (Table 1)].
- Of the 3,258 suspected cases, 3,003 (92.2%), had blood samples collected and sent to the Nigerian testing laboratories for confirmation [Table 2]
- Of the 3,003 samples collected, **133 (4.4%) tested positive for yellow fever (presumptive positive cases) and 22 (0.7%) inconclusive results in six Nigerian laboratories** (Table 1)
- **Of the 155 (presumptive positive and inconclusive) samples in Nigeria, 56 (36.1%) samples have been confirmed positive by IP, Dakar. 87 (56.1%) samples were negative. Awaiting results of 12 samples from IP Dakar** [Table 1].
- Of all suspected, probable and confirmed cases, 54 deaths have been recorded while 11 deaths have been recorded among confirmed cases only. The case fatality ratio (CFR) for all cases (suspected, probable and confirmed) is 1.7%, and 23.2% for confirmed cases.[Table 1]

...PROTECTING THE HEALTH OF NIGERIANS

- Predominant age groups affected among the suspected cases is 20 years and below (children and younger adults) accounting for 2038 (62.6%) [Male 1,245 (38.2%): Female 793 (24.3%)], However, age groups 1 - 5 years have the highest peak [Figure 6]
- Median age is 15 years (range 1 – 92 years)
- Male to female ratio is 1.4 to 1 [Male 1,887 (57.9%), Female 1,370 (42.1%)]
- Among the confirmed cases, male to female ratio is 1.9:1 (male 66.1%, female 33.9%)
- Yellow fever preventive mass vaccination campaigns (PMVC) have been successfully completed in six states
- Nasarawa, Cross River, Akwa Ibom; Kogi, Kwara and Zamfara and in fifty-eight political wards in 25 LGAs in Borno State
- 2018 phase 2b November PMVC to be implemented from 22nd November – 1st December, 2018 in Sokoto, Kebbi, Niger, FCT, Plateau and Borno [3 LGAs (Askira/Uba, Chibok, Konduga)] States Target population 9 months to 44 years, (85% of the total population).

EPI- SUMMARY

Table 1: Showing all affected states and cases with Yellow fever as at week 42 (15th October – 21st October), 2018

Description	Abia	Borno	Kogi	Kwara	Plateau	Zamfara	Kebbi	Enugu	Oyo	Anambra	Edo	Lagos	Kano	Nasarawa	Katsina	Niger	Bayelsa	Cross River	Kaduna	Rivers	Sokoto	Imo	Delta	Jigawa	Akwa Ibom	Ebonyi	Ekiti	FCT	Ogun	Ondo	Osun	Benue	Adamawa	Bauchi	Gombe	Taraba	Yobe	Total	
Total Number of cases in the linelist	116	212	103	117	69	153	557	141	43	203	131	46	122	112	229	27	25	17	30	45	50	79	52	21	58	53	37	23	36	43	38	114	34	31	16	37	38	3258	
Attack Rate Per 100,000 population	3	3.4	2.2	3.4	1.6	3.2	12	3	0.5	3.5	3	0.3	0.9	4.1	2.8	0.5	1	0.4	0.3	0.6	0.9	1.4	0.9	0.3	1	1.8	1.1	0.5	0.7	0.9	0.8	1.9	0.6	0.5	0.4	1.1	1.1	1.6	
Number of LGAs with suspected cases	18	21	20	12	17	13	22	15	18	18	18	9	28	14	27	9	8	7	12	18	16	23	21	10	20	13	14	4	12	14	19	20	14	11	9	13	13	570	
Number of LGAs with Presumptive /inconclusive cases	2	3	9	2	2	4	7	1	1	6	5	2	1	1	3	1	0	0	0	3	1	4	5	1	1	1	3	3	1	2	1	1	0	0	0	0	0	77	
Number of LGAs with confirmed cases from IP Dakar	0	0	5	2	0	4	5	0	0	1	1	0	1	2	1	1	0	0	0	1	0	0	0	0	0	0	1	1	0	0	0	1	0	0	0	0	0	27	
Number suspected cases with Blood sample collected in Nigeria	115	210	96	78	67	63	518	141	43	203	131	46	117	72	204	27	25	17	29	45	50	79	52	20	58	53	34	23	36	43	38	114	34	31	16	37	38	3003	
Number of Presumptive Positives in Nigeria	1	5	20	12	6	25	25	1	1	5	4	1	1	2	4	2	0	0	0	2	1	1	2	2	0	0	3	4	1	0	1	1	0	0	0	0	0	0	133
Number with inconclusive results in Nigeria	1	1	0	1	0	0	0	0	0	3	2	1	0	0	0	0	0	0	1	0	4	4	0	1	1	0	0	0	2	0	0	0	0	0	0	0	0	0	22
Total number of samples sent to Dakar	2	6	20	13	6	25	25	1	1	8	6	2	1	2	4	2	0	0	3	1	5	6	2	1	1	3	4	1	2	1	1	1	0	0	0	0	0	0	155
Number positive cases from IP Dakar	0	0	12	7	0	19	5	0	0	1	1	0	1	2	1	1	0	0	0	1	0	0	0	0	0	0	1	3	0	0	0	1	0	0	0	0	0	0	56
Total number negative in Dakar	1	6	8	6	6	6	15	1	1	7	5	2	0	0	3	1	0	0	0	2	0	3	5	1	1	1	2	1	1	2	0	0	0	0	0	0	0	0	87
Number awaiting result from Dakar	1	0	0	0	0	0	5	0	0	0	0	0	0	0	0	0	0	0	0	0	1	2	1	1	0	0	0	0	0	1	0	0	0	0	0	0	0	0	12
Number of deaths from all cases	0	1	4	16	2	26	0	0	0	0	0	0	0	0	0	0	0	0	0	1	0	0	0	0	0	2	0	0	0	0	0	0	0	0	0	0	0	0	54
Number of deaths among presumptive positives	0	0	4	1	0	9	0	0	0	0	0	0	0	0	0	0	0	0	0	1	0	0	0	0	0	0	0	2	0	0	0	0	0	0	0	0	0	0	17
Number of deaths from IP Dakar confirmed	0	0	3	0	0	7	0	0	0	0	0	0	0	0	0	0	0	0	0	1	0	0	0	0	0	0	0	2	0	0	0	0	0	0	0	0	0	0	13
																													States with presumptive/inconclusive cases										
																													States with confirmed cases										
																													States with only suspected cases										

CFR for all cases = 1.7%, among the Presumptive/inconclusive cases 11.0% and among IP Dakar confirmed cases 23.2%

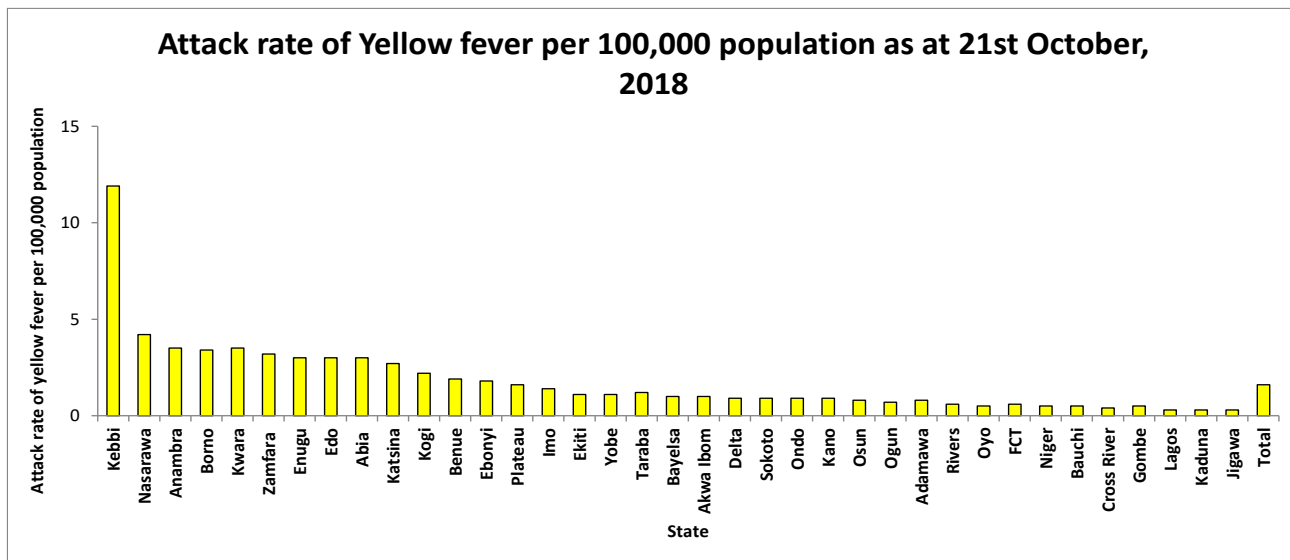


Figure 1: Attack rate of YF in Nigeria by State as at week 42 (15th October – 21st October), 2018

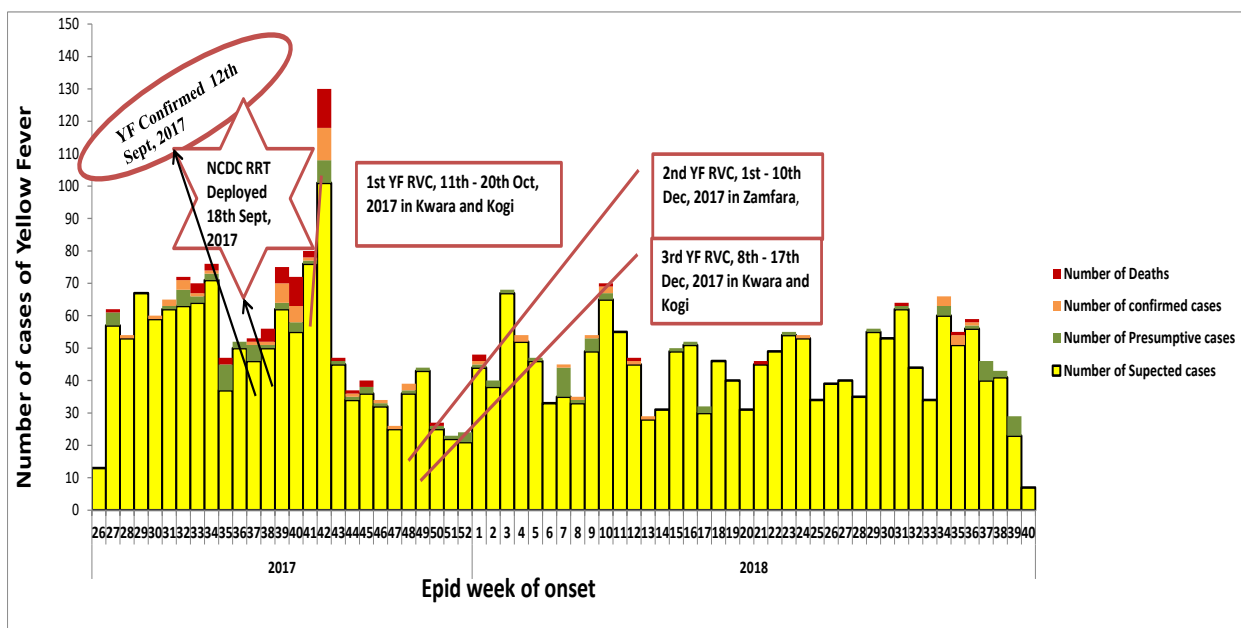


Figure 2: Epidemic curve of suspected / confirmed cases of yellow fever in Nigeria as at week 42 (15th October – 21st October), 2018

...PROTECTING THE HEALTH OF NIGERIANS

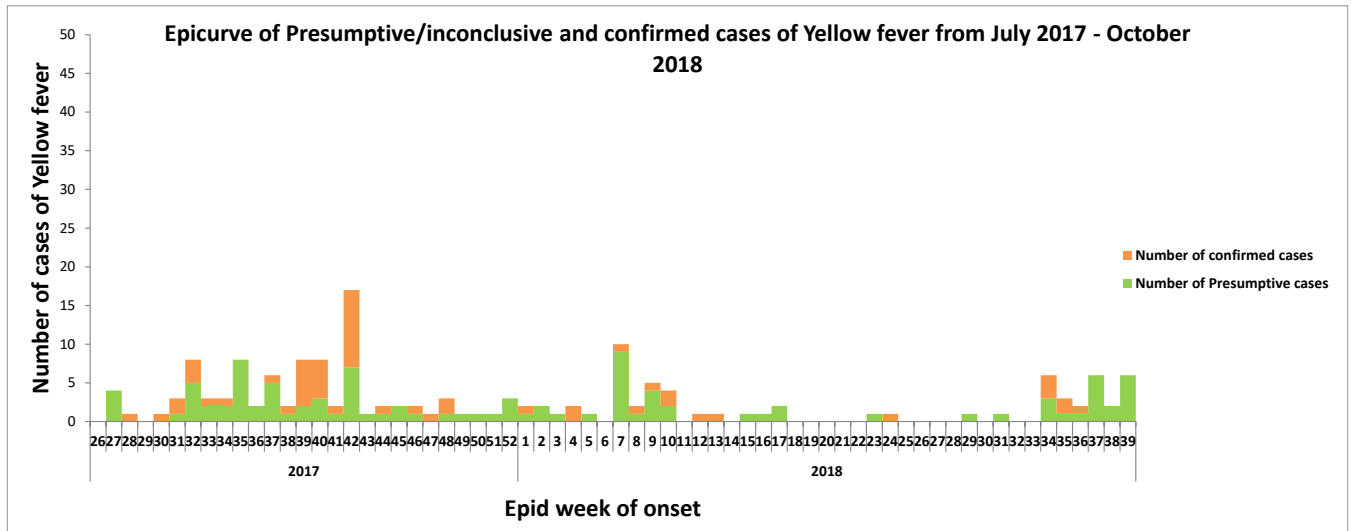


Figure 3: Epidemic curve of presumptive / confirmed cases of yellow fever in Nigeria as at week 42 (15th October – 21st October), 2018

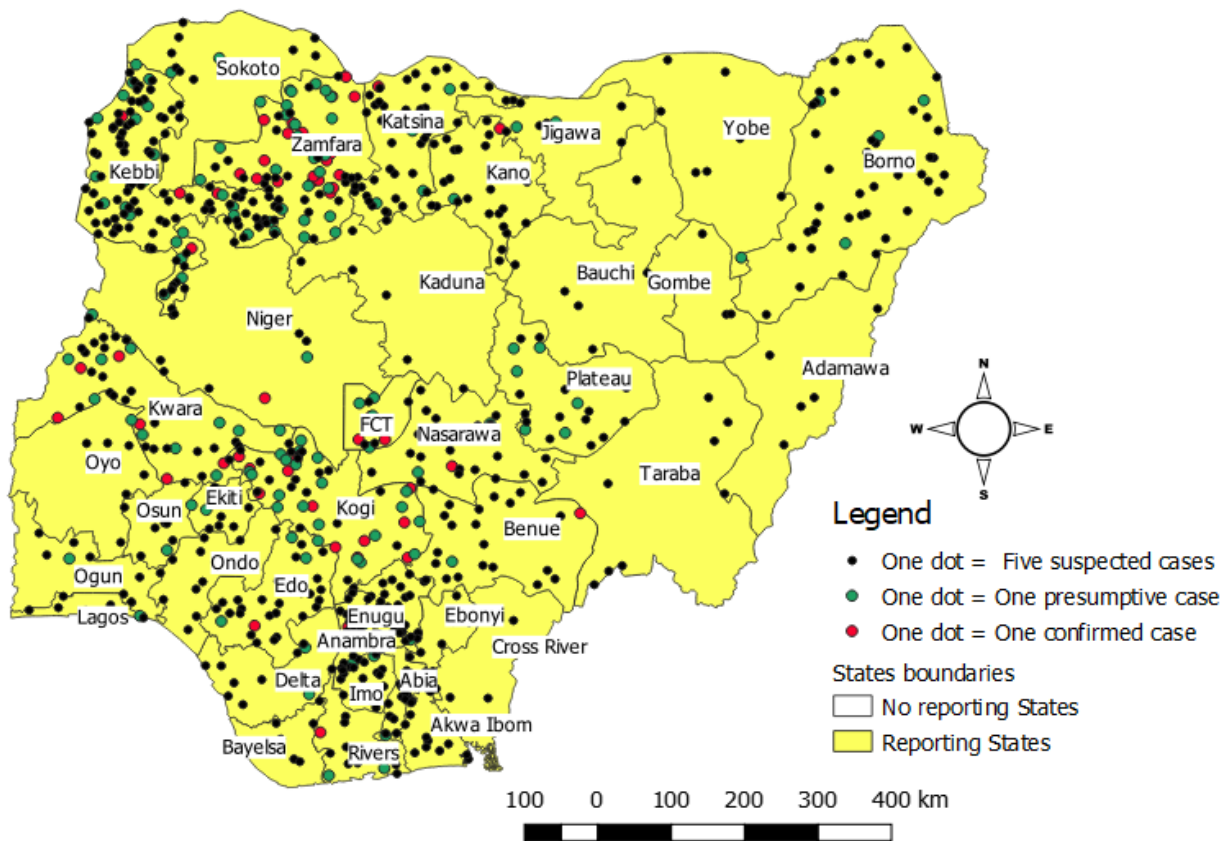


Figure 5: Map of Nigeria showing states with suspected/presumptive/confirmed as at week 42 (15th October – 21st October), 2018

...PROTECTING THE HEALTH OF NIGERIANS