



SITUATION REPORT

Nigeria Centre For Disease Control (NCDC)

www.ncdc.gov.ng

PLOT 800 EBITU UKIWE STREET, JABI ABUJA, NIGERIA. TOLL FREE CALL: 0800-970000-10. E: info@ncdc.gov.ng



@NCDCgov

TITLE:	SITUATION REPORT OF CLUSTER OF YELLOW FEVER OUTBREAK IN BAUCHI STATE, NIGERIA
SERIAL NUMBER:	BAS 002
EPI-WEEKS:	35 – 38
DATE:	31st August – 18th September, 2019

HIGHLIGHTS

- **Nigeria is currently responding to an outbreak of yellow fever, in people who are either resident in, or have visited Alkaleri Local Government Area (LGA) in Bauchi since the 1st of August 2019**
- Suspected and confirmed cases with an epidemiological link to Bauchi have been reported in Borno, Kano, Gombe and Katsina states
- Of the cases with an epidemiological link to Bauchi, current epi summary is as follows:
 - 243 suspected cases
 - 10 presumptive positives cases (IgM positive on serology)
 - 28 confirmed cases by RT-PCR
 - 34 deaths
 - 5 states affected
 - 42 LGAs affected

The National Yellow Fever technical working group (TWG) activated the national Incident Management System (IMS) to coordinate the response activities, on the 5th of September 2019.

- **Epi Summary from week 27 – 38 September 2019:**
 - Two hundred and forty-three (243) suspected cases have been reported in 42 LGAs in five states.
 - Bauchi (84), Borno (82), Gombe (7), Kano (4) and Katsina (66) (see table 1 below)
 - Number of samples collected among suspected cases is 195 (8.2%)
 - Number of presumptive positives is 10 (IgM positive on serology) and one inconclusive was recorded (Borno-6, Kano-1, Katsina-3 and 1 inconclusive from Borno). All have been sent to Institut Pasteur Dakar (IP Dakar) for further testing.
 - A total of 28 (14.9%) cases have been confirmed in the Nigerian testing Laboratories using RT-PCR from:
 - NCDC National Reference Laboratory Gaduwa -27; [Bauchi (20), Katsina (4), and Gombe (3)
 - Lagos University Teaching Hospital -1; Kano (1)
 - A total of 34 deaths have been recorded among suspected cases- Bauchi (10), Kano (1), Katsina (23), with Case fatality rate (CFR) of 14.0%

...PROTECTING THE HEALTH OF NIGERIANS



World Health Organization

unicef



AFENET
A healthier Africa



UNIVERSITY of MARYLAND
SCHOOL OF MEDICINE



EPI- SUMMARY

Table 1: Showing All Affected States in the Bauchi Cluster of Yellow Fever outbreak in Nigeria as at Week 38, 18th September, 2019

State	All in Numbers 1st August - 18th September 2019												CFR for all cases
	LGAs with suspected cases	LGAs with confirmed cases	Total Cases	Attack Rate Per 100,000 population	Suspected cases with Blood sample collected	Presumptive Positives in Nigeria	Positive cases from IP Dakar	Positive cases PCR NG	Confirmed Positive (Dakar+NG)	Total Deaths	Deaths among presumptive positives	Deaths from among confirmed	
Bauchi	6	1	84	1.2	58	0	0	20	20	10	0	5	11.9
Borno	15	0	82	1.3	82	6	0	0	0	0	0	0	0.0
Gombe	1	1	7	0.2	7	0	0	3	3	0	0	0	0.0
Kano	4	1	4	0.0	4	1	0	1	1	1	0	0	0.0
Katsina	16	2	66	0.8	44	3	0	4	4	23	0	0	34.8
Total	42	5	243	0.6	195	10	0	28	28	34	0	0	14.0

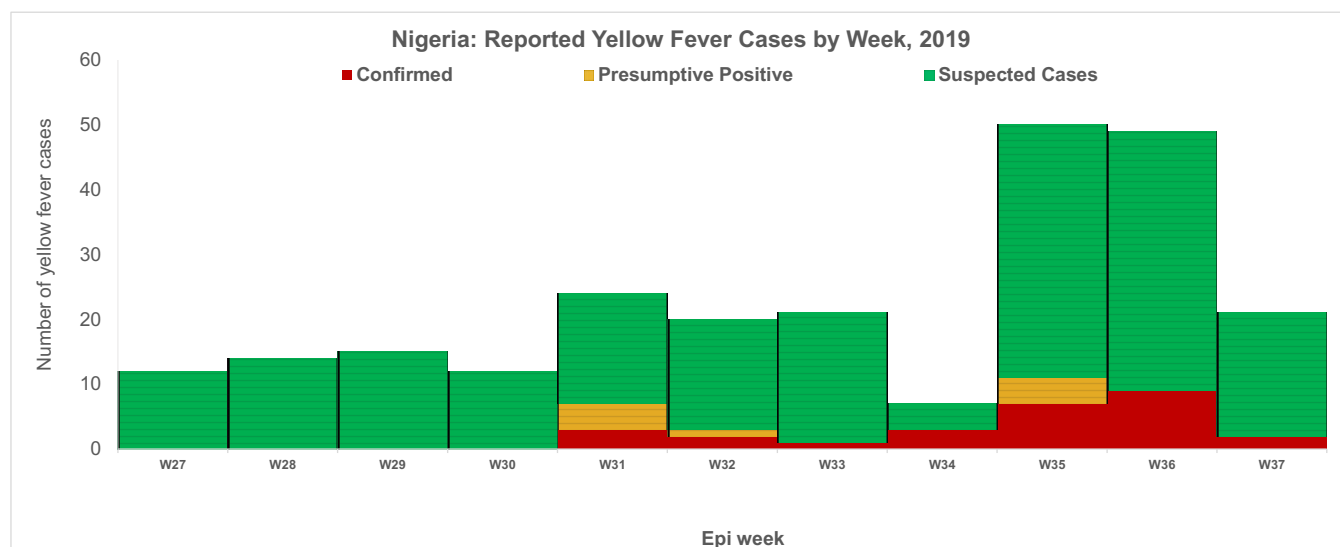


Figure 1: National YF epicurve and cases as at week 38, 18th September, 2019

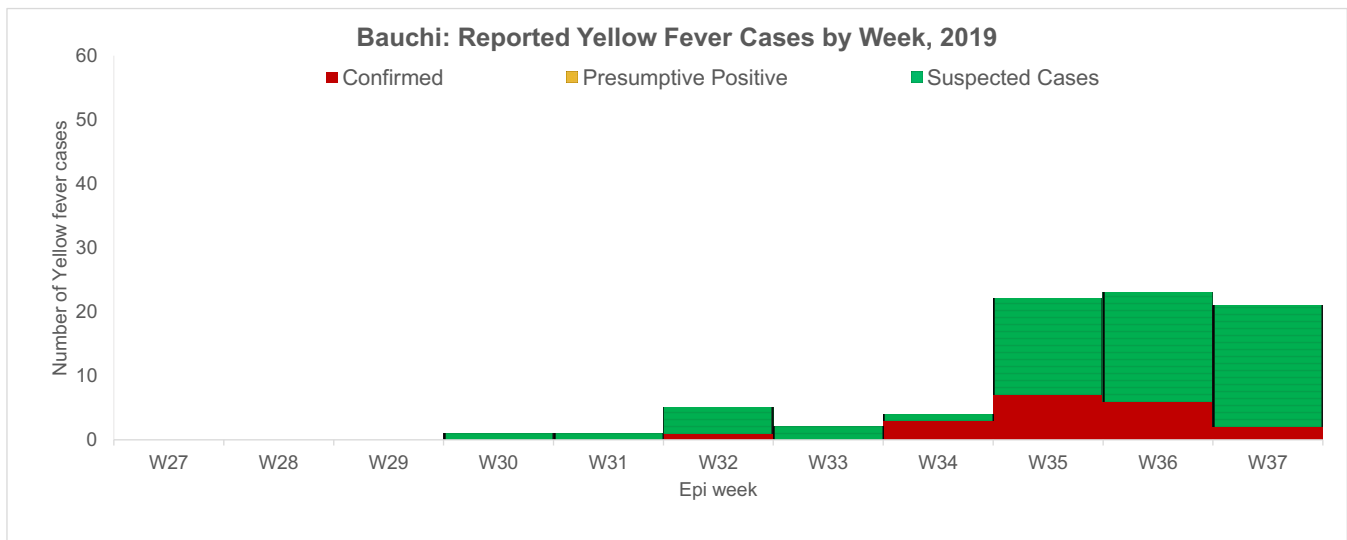


Figure 2: Bauchi State YF epicurve and cases by LGA as at Week 38, 18th September, 2019

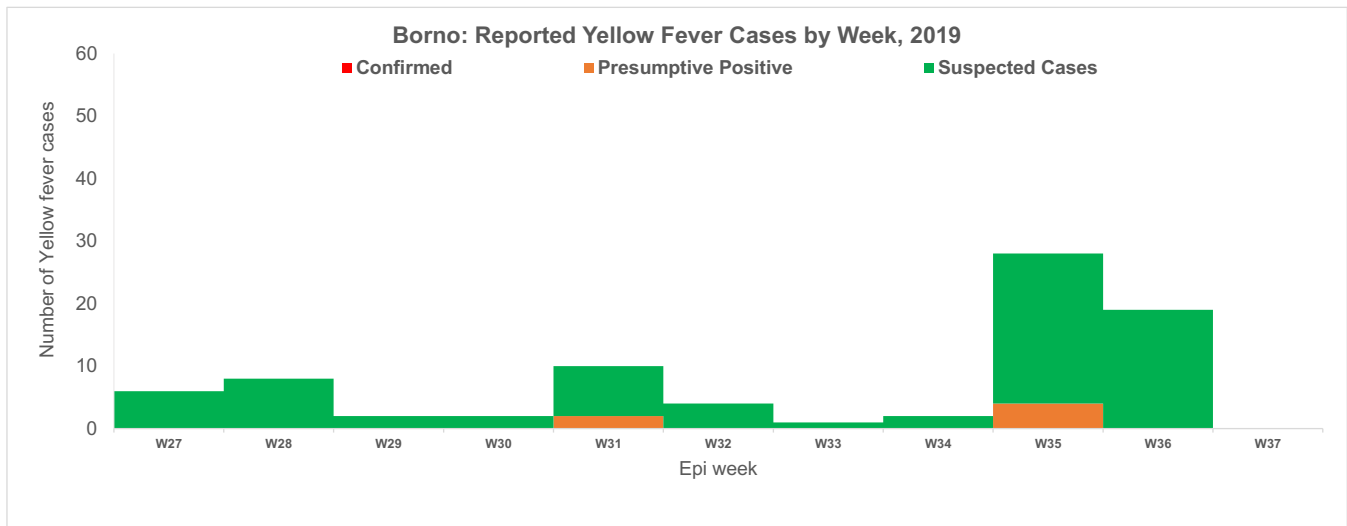


Figure 3: Borno State YF epicurve and cases by LGA as at Week 38, 18th September, 2019

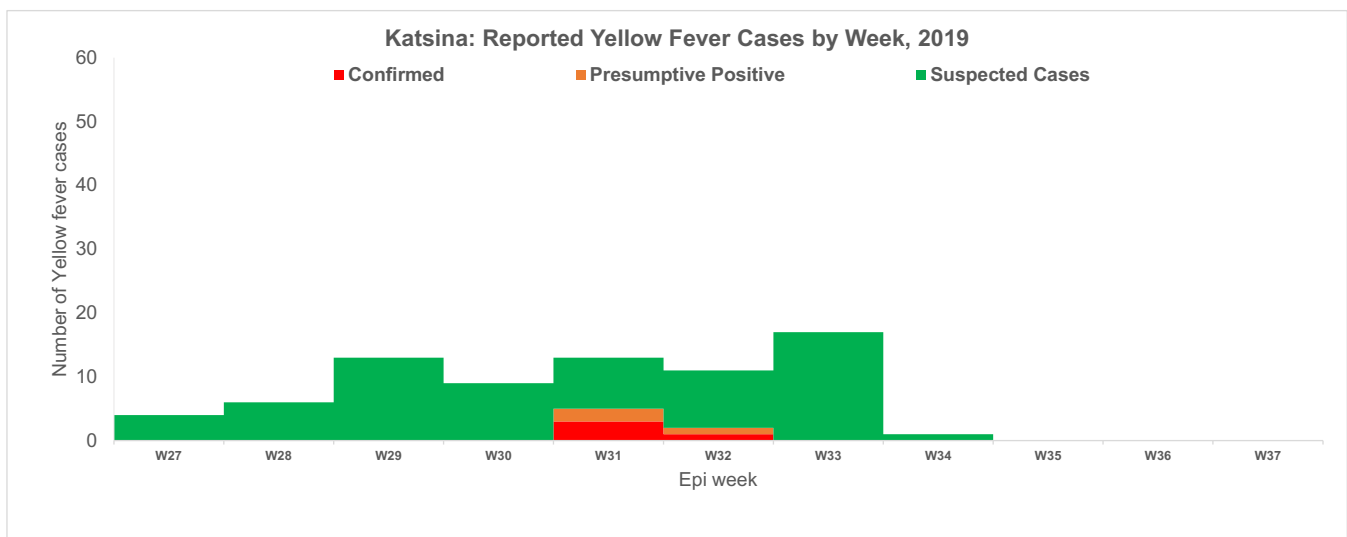


Figure 4: Katsina State YF epicurve and cases by LGA as at Week 38, 18th September, 2019

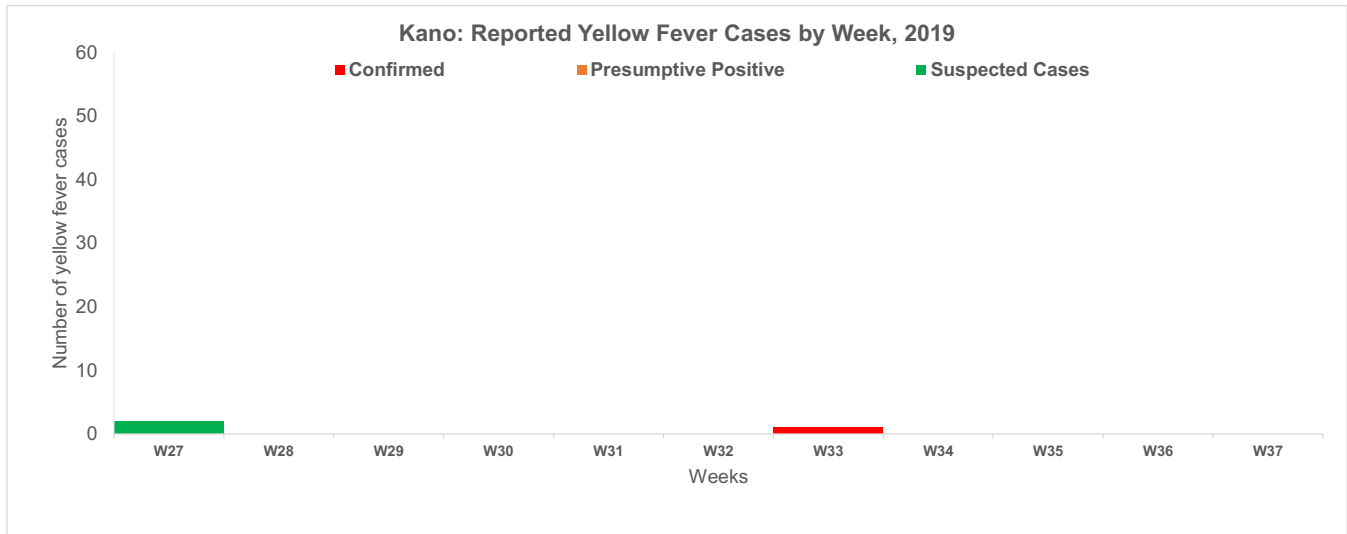


Figure 5: Kano State YF epicurve and cases by LGA as at Week 38, 18th September, 2019

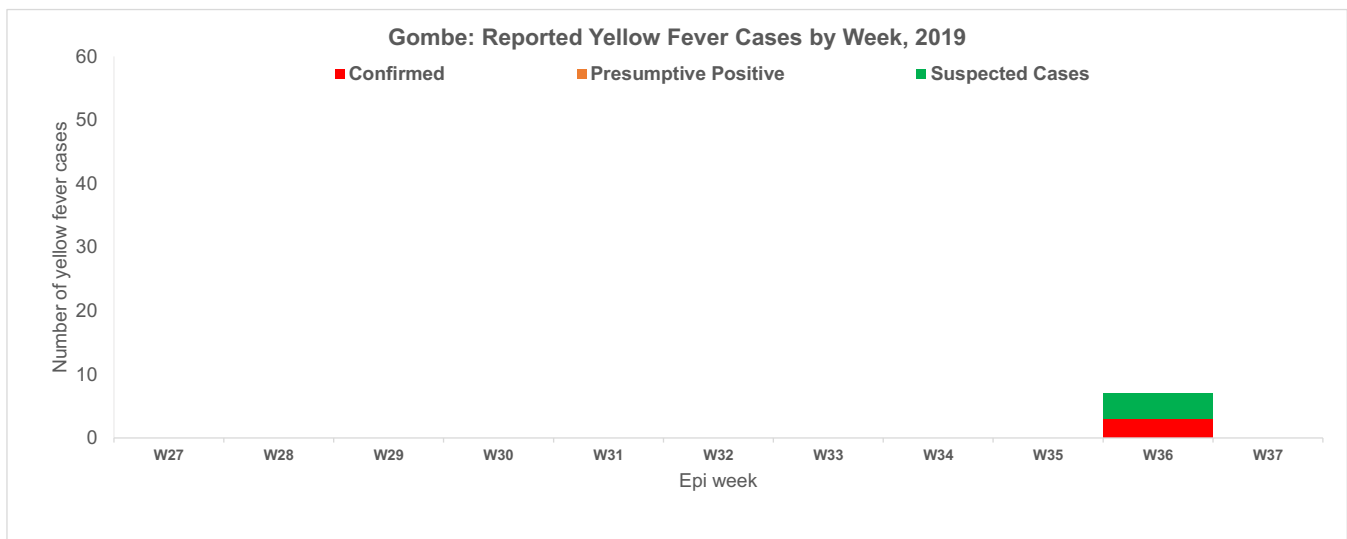


Figure 6: Gombe State YF epicurve and cases by LGA as at Week 38, 18th September, 2019

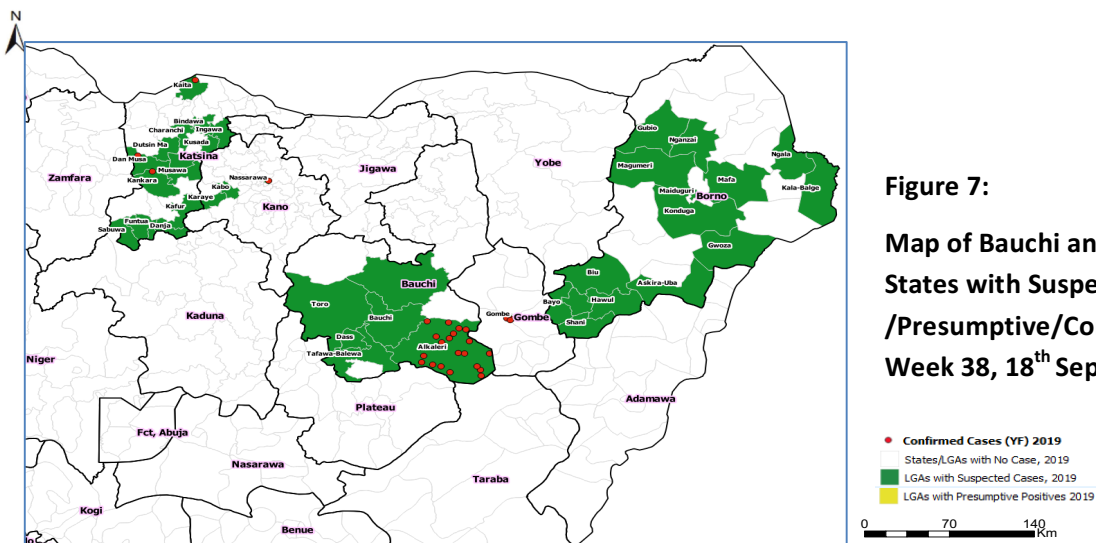


Figure 7:
Map of Bauchi and the adjoining States with Suspected /Presumptive/Confirmed Cases as at Week 38, 18th September, 2019