

YELLOW FEVER SITUATION REPORT



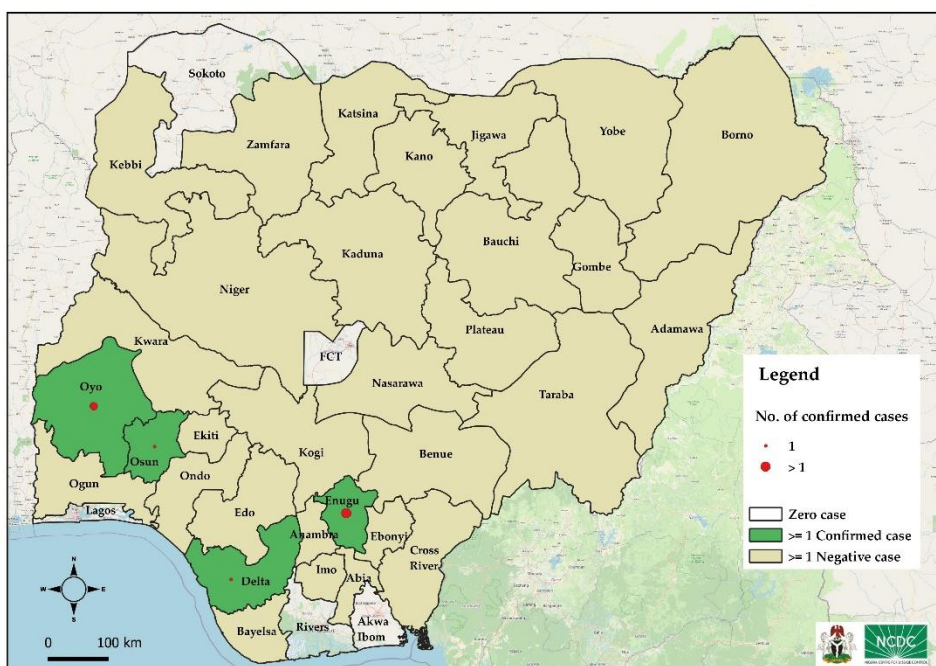
Serial Number: 004	June 2021 Monthly Sitrep
Epi Week:	22 - 25 as at 30 th June 2021
Reporting Month:	June, 2021

REPORTING MONTH: JUNE 2021

HIGHLIGHTS

REPORTING PERIOD: JUNE 1ST – 30TH, 2021

- The Nigeria Centre for Disease Control (NCDC) continues to monitor reports of yellow fever cases in Nigeria.
- A total of 232 suspected cases were reported from 138 Local Government Areas (LGAs) across 32 states: Abia (16) Adamawa (4), Anambra (20), Bauchi (10), Bayelsa (2), Benue (5), Borno (26), Cross River (3), Delta (12), Ebonyi (3), Edo (3), Ekiti (1), Enugu (19), Gombe (2), Imo (3), Jigawa (6), Kaduna (1), Kano (1), Katsina (34), Kebbi (10), Kogi (3), Kwara (3), Nasarawa (3), Niger (2), Ogun (5), Ondo (3), Osun (3), Oyo (9), Plateau (5), Sokoto (1), Taraba (1), Yobe (8) and Zamfara (5).
- A total of three presumptive positive/inconclusive samples were recorded from Central Public Health Laboratory (CPHL) Lagos (1) from one LGA in Anambra -1 [Ekwusigo (1)], and two from Yusuf Danshoho Memorial Hospital (YDMH) from two states: Katsina-1 [Safana (1)], Zamafara- 1 [Tsafa (1)]
- Nine new confirmed cases from Institut Pasteur (IP) Dakar from; **Delta -1** [Aniocha South (1)], **Enugu-4** [Nkanu East (3), Nkanu West (1)], **Osun -1**[Irewole (1)], **Oyo -3**[Ido (2), Ona Ara (1)].
- One death was reported among confirmed cases from Osun State within the review period.



232 SUSPECTED CASES	32 STATES WITH SUSPECTED CASES
9 CONFIRMED CASES	4 STATES WITH CONFIRMED CASES
1 DEATHS IN CONFIRMED CASES	1 STATES WITH DEATHS IN CONFIRMED CASES

CUMMULATIVE FOR 1ST JANUARY– 30TH JUNE, 2021

- Cumulatively from 1 January - 30 June 2021, a total of 858 suspected cases have been reported from 37 states including FCT in 312 LGAs
- The cases were reported from the following states: Abia (16), Adamawa [17], Akwa Ibom [2], Anambra [67], Bauchi [35], Bayelsa [16], Benue [20], Borno [108], Cross River [12], Delta [26], Ebonyi (5), Edo [31], Ekiti [3], Enugu [50], FCT Abuja [6], Gombe (2), Imo [19], Jigawa [28], Kaduna (1), Kano [15], Katsina [87], Kebbi [25], Kogi [10], Kwara [21], Lagos [3], Nasarawa [14], Niger [34], Ogun [16], Ondo [16], Osun [16], Oyo [28], Plateau [13], Rivers [5], Sokoto [5], Taraba [8], Yobe [64] and Zamfara [14] States
- All the suspected cases were reported from 312 LGAs across the 36 states and FCT
- Total of 52 presumptive positive and inconclusive samples were recorded from CPHL Lagos (37), NRL Abuja (12), YDMH Kaduna (2), MDH Abuja (1) and have been sent to IP Dakar for confirmation. These cases were reported from Anambra (8), Bauchi (1), Benue (2), Borno (6), Delta (5), Ebonyi (1), Edo (1), Enugu (15), Imo (1), Kano (1), Katsina (2), Niger (1), Osun (1), Ondo (1), Oyo (4), Yobe (1) and Zamfara (1)
- Twenty-seven (27) confirmed cases have been reported from IP Dakar from: **Anambra-2** [Idemili North (1), Onitsha North (1)], **Delta-4** [Aniocha South (1), Ika South (2), Patani (1)], **Enugu-13** [Nkanu East (11), Nkanu West (1), Udenu (1)], **Imo-1** [Ideato North (1)], **Niger -1**[Munya (1)], **Oyo-4** [Ido (2), Ona ara (1), Oyo East (1)] and **Ondo -1**(Ondo West (1), **Osun-1**[Irewole (1)]
- Thirteen (48%) of the confirmed cases were from Enugu State
- Three deaths was recorded from Anambra (1), Imo (1) and Osun (1) among suspected cases
- One death among confirmed cases from Osun (1)
- Male to female ratio was 1.3:1 with males 486 (56.6%) and females 372 (43.4%)
- Eighty percent of cases were predominantly aged 30 years and below
- One hundred and thirty-seven (16%) suspected cases had at least one dose of yellow fever vaccine while 4 (15 percent) among confirmed cases had at least one dose of yellow fever vaccine
- The NCDC is coordinating response activities through the National Multi-agency Yellow Fever Technical Working Group (YF TWG)

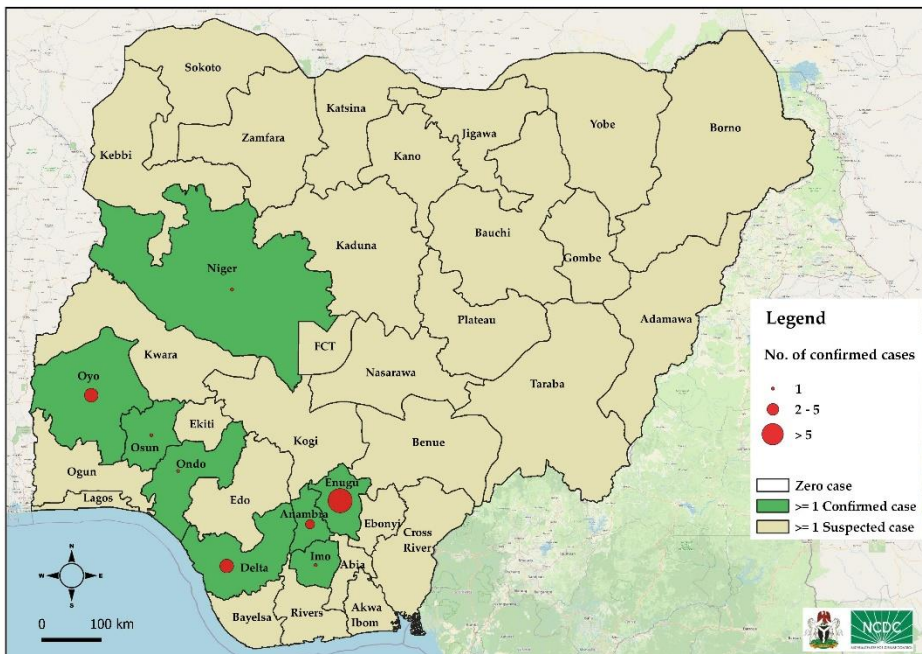


Table 1: Summary of yellow fever cases in Nigeria as at Epi week 25 (June 30th), 2021.

State	# Suspected Cases	# LGAs with suspected cases	# LGAs with confirmed cases	Laboratory Results					Deaths	
				Samples positive (IgM) & Inconclusive in NG	LGAs with positive (IgM) & Inconclusive in NG	Confirmed Cases (PCR NG)	Confirmed Cases (IP Dakar)	Total Confirmed Cases	# Deaths among Confirmed Cases [CFR] (%)	# Deaths among All Cases [CFR](%)
Abia	16	4	-	-	-	-	-	-	-	-
Adamawa	17	11	-	-	-	-	-	-	-	-
Akwa Ibom	2	2	-	-	-	-	-	-	-	-
Anambra	67	16	2	8	7	-	2	2	-	1
Bauchi	35	8	-	1	1	-	-	-	-	-
Bayelsa	16	6	-	-	-	-	-	-	-	-
Benue	20	6	-	2	1	-	-	-	-	-
Borno	108	15	-	6	4	-	-	-	-	-
Cross River	12	9	-	-	-	-	-	-	-	-
Delta	26	10	3	5	3	-	4	4	-	-
Ebonyi	5	5	-	1	1	-	-	-	-	-
Edo	31	10	-	1	1	-	-	-	-	-
Ekiti	3	2	-	-	-	-	-	-	-	-
Enugu	50	11	3	15	4	-	13	13	-	-
FCT Abuja	6	4	-	-	-	-	-	-	-	-
Gombe	2	1	-	-	-	-	-	-	-	-
Imo	19	9	1	1	1	-	1	1	-	1
Jigawa	28	9	-	-	-	-	-	-	-	-
Kaduna	1	1	-	-	-	-	-	-	-	-
Kano	15	9	-	1	1	-	-	-	-	-
Katsina	87	24	-	2	2	-	-	-	-	-
Kebbi	25	13	-	-	-	-	-	-	-	-
Kogi	10	8	-	-	-	-	-	-	-	-
Kwara	21	10	-	-	-	-	-	-	-	-
Lagos	3	2	-	-	-	-	-	-	-	-
Nasarawa	14	9	-	-	-	-	-	-	-	-
Niger	34	17	1	1	1	-	1	1	-	-
Ogun	16	9	-	-	-	-	-	-	-	-
Ondo	16	8	1	1	1	-	1	1	-	-
Osun	16	9	1	1	1	-	1	1	1	1
Oyo	28	17	3	4	3	-	4	4	-	-
Plateau	13	7	-	-	-	-	-	-	-	-
Rivers	5	5	-	-	-	-	-	-	-	-
Sokoto	5	4	-	-	-	-	-	-	-	-
Taraba	8	3	-	-	-	-	-	-	-	-
Yobe	64	11	-	1	1	-	-	-	-	-
Zamfara	14	8	-	1	1	-	-	-	-	-
TOTAL	858	312(40%)	15 (2.0%)	52(6%)	34 (4.4%)	0	27	27 (3%)	1 (3%)	3 (0.3%)

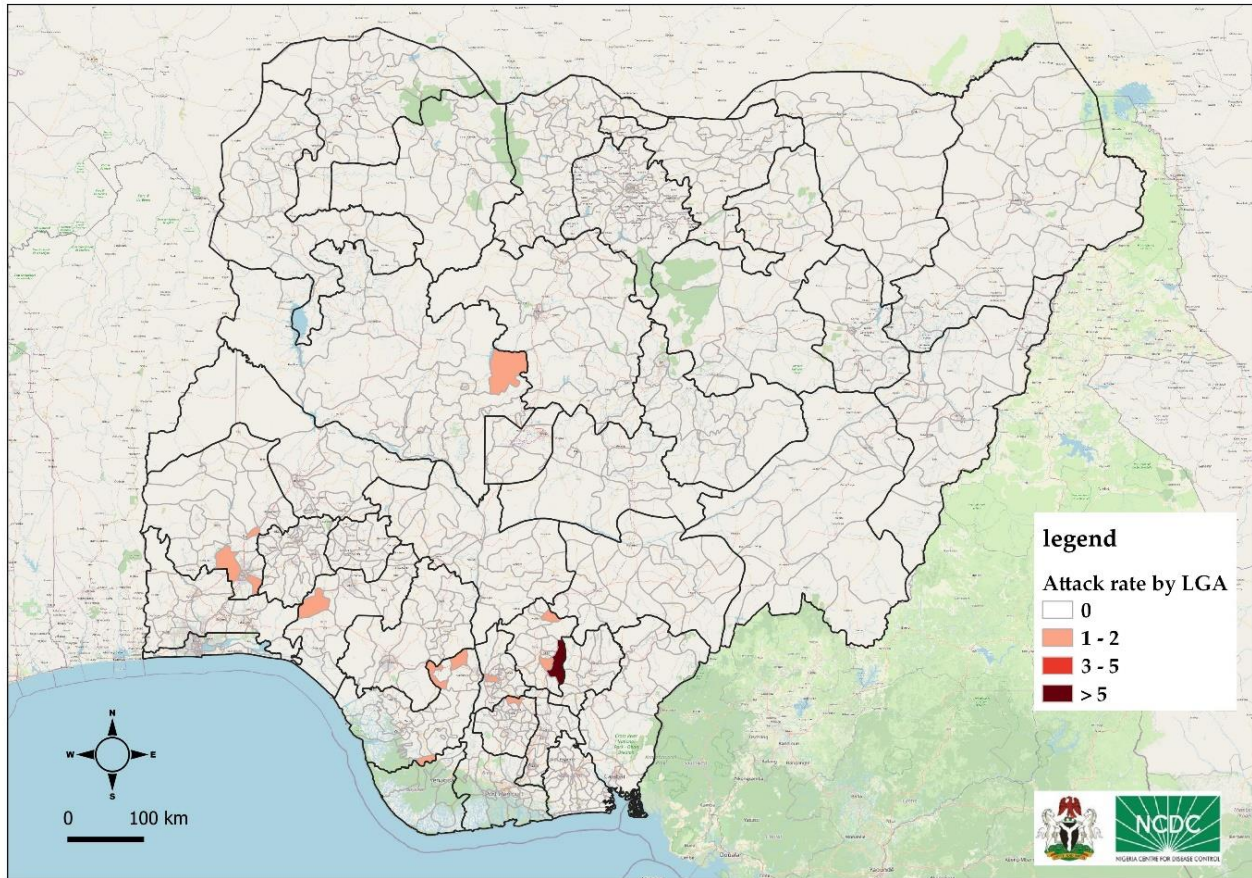


Figure 1: Map of Nigeria showing yellow fever outbreak attack rates in affected LGAs, Epi week 1 - 25, 2021

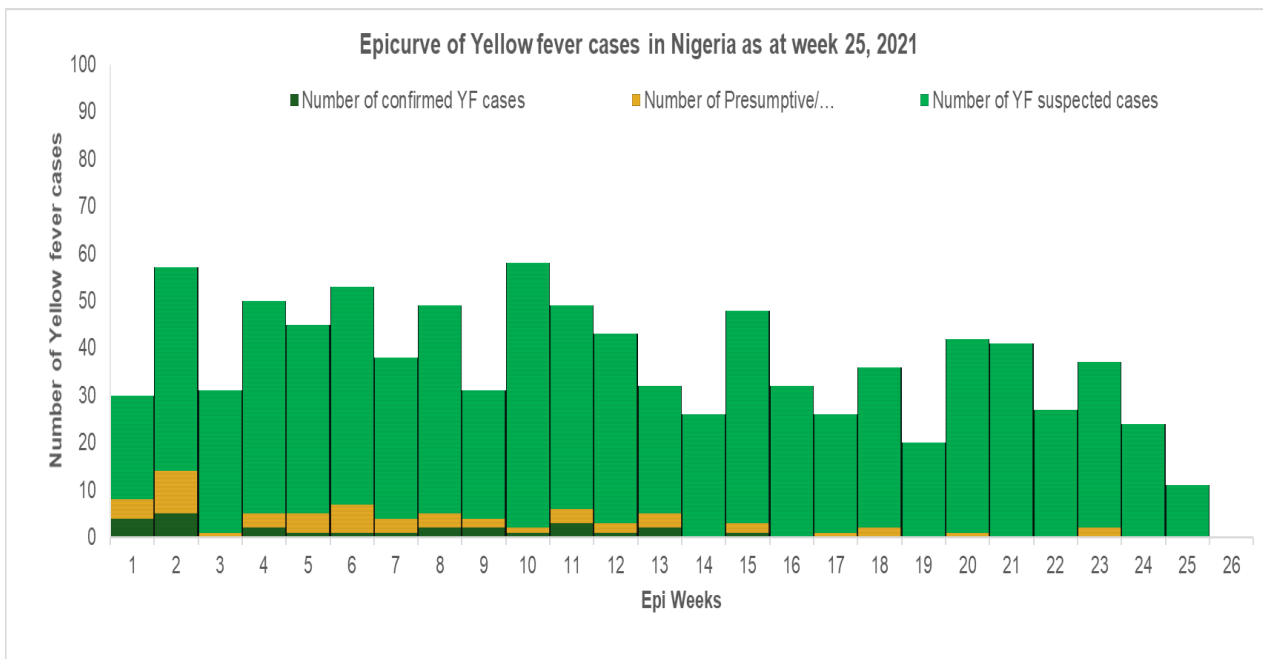


Figure 2: Epicurve of yellow fever cases in Nigeria as at Epi week 25 June, 2021

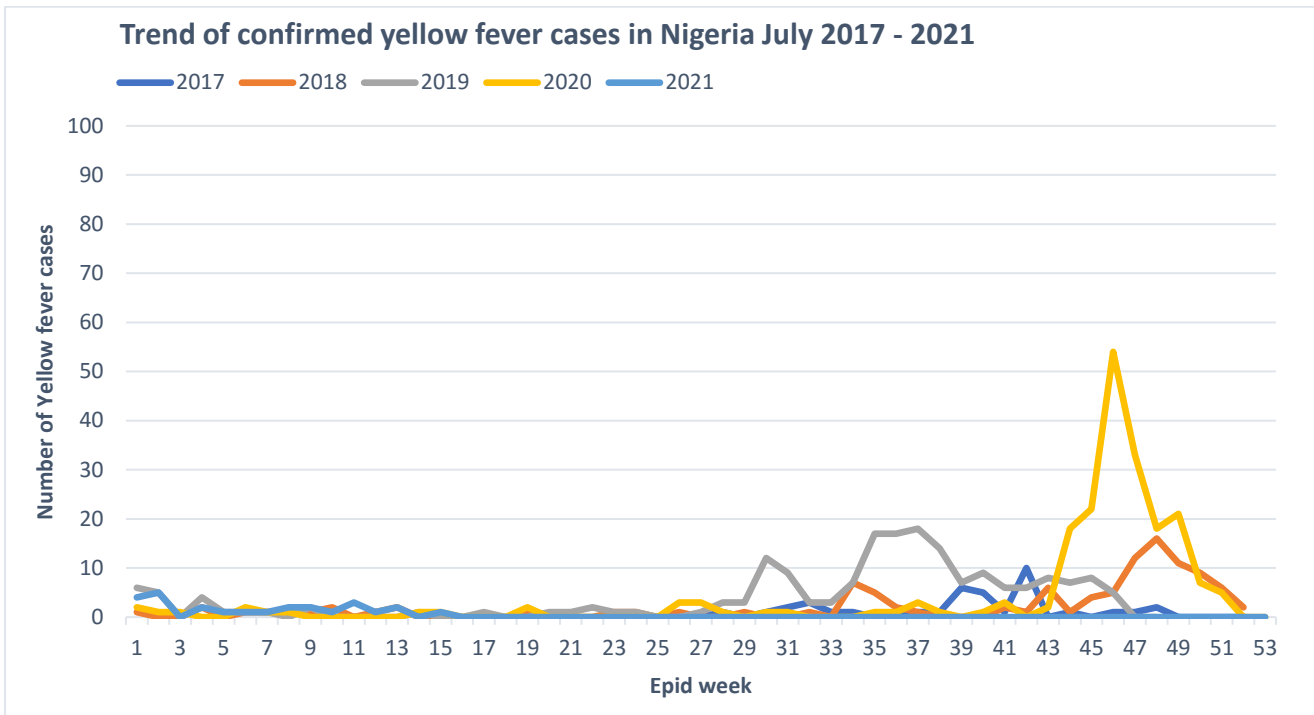


Figure 3: Trend of confirmed yellow fever cases in Nigeria 2017 – 2021

Enugu State

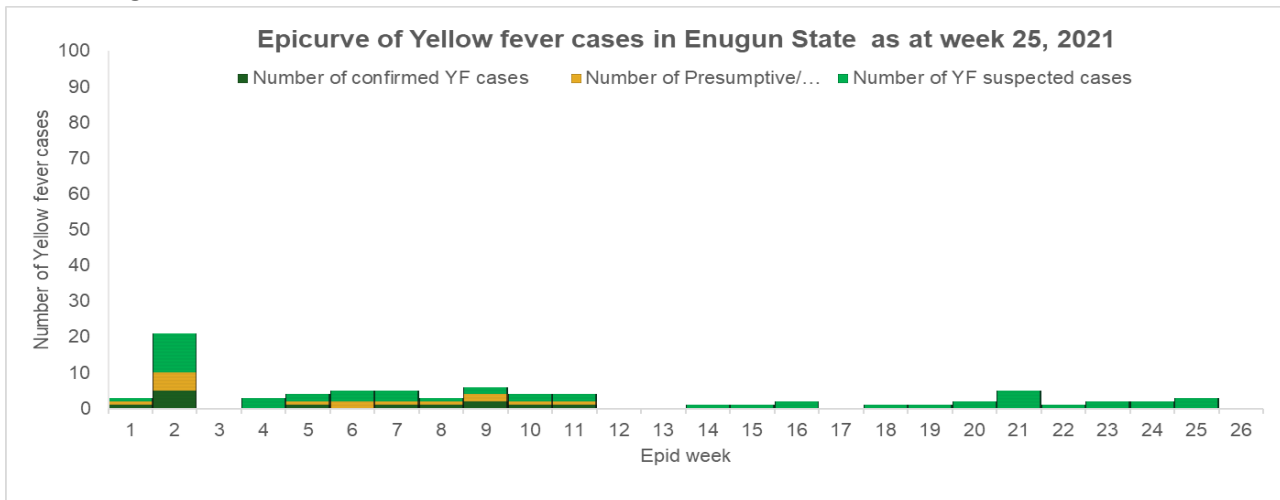


Figure 4a: Epicurve of yellow fever cases in Enugu State as at Epi week 25 June, 2021

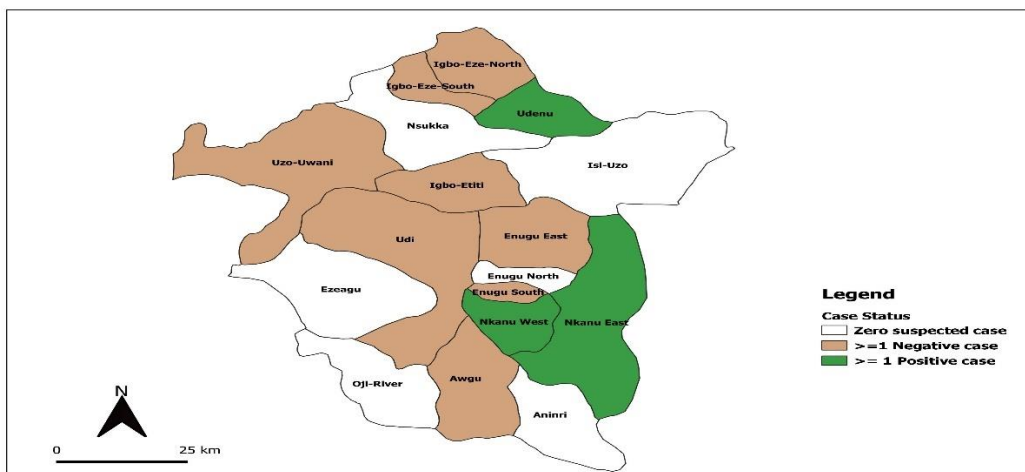


Figure 4b: Map of yellow fever cases in Enugu State as at Epi week 25 June, 2021

Partners

