



COVID-19 SITUATION REPORT

WEEKLY EPIDEMIOLOGICAL REPORT 17

Epi Week 05: 1st – 7th February 2021

DATA AS REPORTED AND ACCURATE BY NCDC AS AT MIDNIGHT 7TH FEBRUARY 2021

STATE OF THE NATION

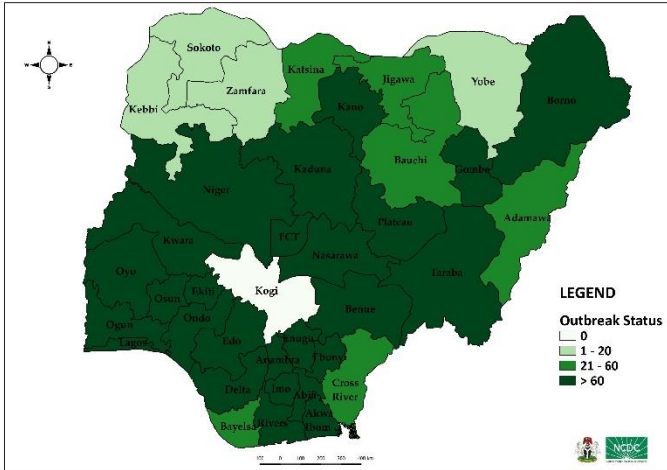


Fig 1. Distribution of cases (Epi Week 5 only)

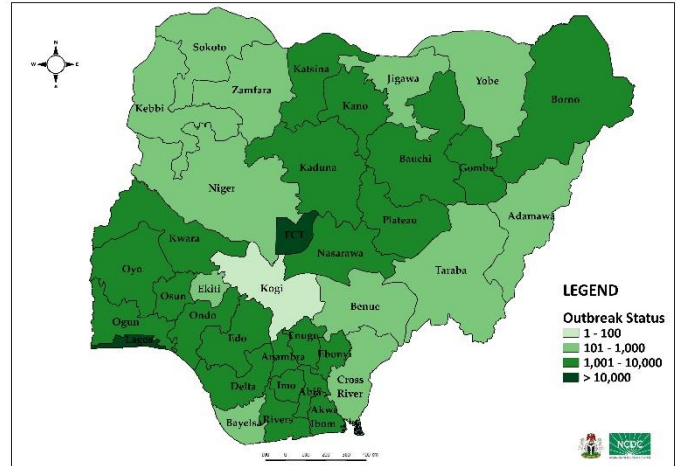


Fig 2. Distribution of cumulative cases

HIGHLIGHTS

- In Week 05, the number of new confirmed cases decreased to **8,506** from **9,676** reported in week 04. These were reported in **35** states and FCT (Tables 1 & 2).
- In Week 05, the number of discharged cases increased to **8,536** from **7,761** in week 04. These were reported in **32** states and FCT (Tables 1 & 3).
- The number of reported deaths in the last one week in **15** states and FCT was **81** (Tables 1 & 4).
- Cumulatively, since the outbreak began in Week **9**, 2020 there have been **1,667** deaths reported with a case fatality rate (CFR) of **1.2%** (Tables 1 & 4).
- In Week 05, the number of in-bound international travellers at Nigerian airports was **14,507** compared with **15,156** in Week 04.
- In Week 05, the number of international travellers with a positive result was **155** compared to **471** from week 04.
- Globally, the count for confirmed COVID-19 cases is **105,394,301** with **2,302,302** deaths resulting in a case fatality rate of **2.2%**

GENERAL FACT SHEET – DATA AS AT 7TH FEBRUARY 2021

Table 1: States with reported laboratory-confirmed COVID-19 cases, recoveries, deaths, samples tested and active cases

STATES	CONFIRMED		RECOVERIES		DEATHS		TESTING		ACTIVE CASES
	Total	Last Week	Total	Last Week	Total	Last Week	Total	Last Week	
Abia	1,338	118	1,212	118	13	1	17,468	517	113
Adamawa	673	42	240	0	28	0	11,464	120	405
Akwa Ibom	1,090	212	574	33	14	4	11,727	1,010	502
Anambra	1,271	378	334	0	19	0	18,336	612	918
Bauchi	1,164	22	1,144	27	17	0	16,064	677	3
Bayelsa	695	26	636	60	24	0	12,410	304	35
Benue	917	69	546	2	21	1	12,771	382	350
Borno	1,085	128	850	76	37	1	17,226	598	198
Cross River	222	27	200	21	12	0	5,331	203	10
Delta	2,396	73	1,744	7	52	0	30,365	1,210	600
Ebonyi	1,540	117	1,269	58	30	0	10,429	307	241
Edo	4,006	212	3,158	112	146	7	28,536	657	702
Ekiti	641	64	494	28	9	0	13,063	610	138
Enugu	1,829	91	1,511	90	21	0	16,984	592	297
FCT	17,824	961	11,474	491	128	2	192,097	5,600	6,222
Gombe	1,802	196	1,541	98	42	0	33,765	686	219
Imo	1,220	104	999	164	19	1	27,054	1,087	202
Jigawa	485	25	402	12	11	0	7,033	201	72
Kaduna	7,818	157	7,505	443	57	0	57,889	2,853	256
Kano	3,314	322	2,841	283	92	13	75,633	2,013	381
Katsina	1,901	37	1,842	112	27	0	33,441	325	32
Kebbi	276	6	257	4	13	0	6,115	38	6
Kogi	5	0	3	0	2	0	3,365	223	0
Kwara	2,158	222	1,575	26	42	1	18,080	1,840	541
Lagos	51,685	2,411	45,249	4,316	343	29	336,297	11,272	6,093
Nasarawa	1,976	166	373	48	13	0	17,076	395	1,590
Niger	847	159	417	0	14	0	15,478	1,075	416
Ogun	3,578	197	3,123	321	45	2	59,575	614	410

STATES	CONFIRMED		RECOVERIES		DEATHS		TESTING		ACTIVE CASES
	Total	Last Week	Total	Last Week	Total	Last Week	Total	Last Week	
Ondo	2,506	206	2,080	80	55	4	18,435	865	371
Osun	1,805	268	1,401	265	33	1	13,839	1,565	371
Oyo	5,905	488	4,160	33	89	4	46,339	1,859	1,656
Plateau	8,297	403	7,904	613	56	3	58,317	1,654	337
Rivers	5,759	483	4,965	481	86	7	123,264	6,215	708
Sokoto	759	11	715	25	26	0	17,657	238	18
Taraba	496	84	379	65	15	0	9,552	421	102
Yobe	250	9	213	14	8	0	7,627	115	29
Zamfara	215	12	195	10	8	0	5,721	97	12
Total	139,748	8,506	113,525	8,536	1,667	81	1,405,823	49,050	24,556

Test type disaggregation (last one week)

Type	Number of tests done	Percentage of tests done
PCR	41,078	84%
RDT	7,972	16%
TOTAL	49,050	

Test type disaggregation (cumulative)

Type	Number of tests done	Percentage of tests done
PCR	1,286,117	91%
RDT	119,706	9%
TOTAL	1,405,823	

RETURNING PASSENGERS TESTS

Over the last week, the following laboratories carried out COVID-19 tests for returning passengers:

LABORATORY	IN-BOUND
54Gene Abuja	340
ACOUNS LABORATORY DIAGNOSTIC CENTER	36
AML, IKEJA	124
Arab Labs	1
BIOLOGIX	118
Cedarcrest Abuja	34
CLINA-LANCET laboratories, Lagos	520
CLINA-LANCET laboratories ABUJA	28
CLINIX healthcare	78
DNA labs, Abuja	149
E-clinic & Diagnostics	31
EHA Clinics	522
Everight diagnostics (Abuja)	19
Harley and Rainbow Specialized Laboratory	17
LASUCOM Molecular Laboratory	15
MEDBURY PCR laboratory	479
Medicaid, Abuja	129
SYNLAB	138
TOTAL	23
UNION Diagnostics	33
VCARE	118
WellMed	23
Total	2975

BACKLOG OF REPORTED TESTS

Name of Lab	# Test
MDL, AKWA IBOM	1,041

Laboratories without reports on number of samples tested this week.

CPHL, Lagos- no samples received for testing during the week
GH Onitsha (Anambra)
JUTH GX (Plateau)
Lawrence Henshaw (Cross River)
SSH (Kogi)
Lily Hosp Mol Lab (FCT)
CAMRET (Sokoto)

DAILY CONFIRMED CASES – DATA AS AT 7TH FEBRUARY 2021

Table 2: States with reported laboratory-confirmed COVID-19 cases daily over the last week

CONFIRMED CASES	WEEK 05	1 st February	2 nd February	3 rd February	4 ^h February	5 ^h February	6 th February	7 th February
	TOTAL	Monday	Tuesday	Wednesday	Thursday	Friday	Saturday	Sunday
Abia	118	0	103	0	0	15	0	0
Adamawa	42	0	0	0	42	0	0	0
Akwa Ibom	212	0	31	0	57	85	39	0
Anambra	378	0	160	0	0	0	218	0
Bauchi	22	4	11	7	0	0	0	0
Bayelsa	26	0	16	3	0	7	0	0
Benue	69	0	0	0	44	25	0	0
Borno	128	0	23	29	0	31	0	45
Cross River	27	8	0	9	0	0	0	10
Delta	73	0	23	18	13	10	9	0
Ebonyi	117	0	21	0	48	0	48	0
Edo	212	8	0	60	29	69	33	13
Ekiti	64	2	0	8	15	30	2	7
Enugu	91	10	81	0	0	0	0	0
FCT	961	50	158	172	320	83	150	28
Gombe	196	18	54	0	32	0	60	32
Imo	104	0	0	40	38	0	0	26
Jigawa	25	0	12	0	10	0	2	1
Kaduna	157	3	15	27	31	18	49	14
Kano	322	44	11	84	24	21	124	14
Katsina	37	0	0	0	14	0	23	0
Kebbi	6	0	0	0	0	0	0	6
Kogi	0	0	0	0	0	0	0	0
Kwara	222	0	50	17	35	31	0	89
Lagos	2,411	227	440	377	275	535	535	22
Nasarawa	166	7	13	41	13	72	14	6
Niger	159	69	0	32	0	21	37	0
Ogun	197	27	32	7	51	44	11	25
Ondo	206	15	24	0	0	77	0	90
Osun	268	10	73	47	29	98	0	11

CONFIRMED CASES	WEEK 05	1 st February	2 nd February	3 rd February	4 ^h February	5 ^h February	6 th February	7 th February
	TOTAL	Monday	Tuesday	Wednesday	Thursday	Friday	Saturday	Sunday
Oyo	488	43	90	32	100	63	155	5
Plateau	403	56	32	86	0	183	46	0
Rivers	483	73	134	36	117	52	18	53
Sokoto	11	0	2	6	3	0	0	0
Taraba	84	0	21	0	0	48	15	0
Yobe	9	0	0	0	0	0	0	9
Zamfara	12	2	4	0	0	6	0	0
Total	8,506	676	1,634	1,138	1,340	1,624	1,588	506

DAILY RECOVERIES – DATA AS AT 7TH FEBRUARY 2021

Table 3: States with reported case management confirmed COVID-19 recoveries daily over the last week

CONFIRMED RECOVERIES	WEEK 05	1 st February	2 nd February	3 rd February	4 ^h February	5 ^h February	6 th February	7 th February
	TOTAL	Monday	Tuesday	Wednesday	Thursday	Friday	Saturday	Sunday
Abia	118	0	96	0	0	22	0	0
Adamawa	0	0	0	0	0	0	0	0
Akwa Ibom	33	0	0	0	25	3	5	0
Anambra	0	0	0	0	0	0	0	0
Bauchi	27	0	1	26	0	0	0	0
Bayelsa	60	33	0	0	27	0	0	0
Benue	2	0	0	0	0	2	0	0
Borno	76	0	0	76	0	0	0	0
Cross River	21	10	9	0	0	0	0	2
Delta	7	0	7	0	0	0	0	0
Ebonyi	58	0	0	0	34	0	24	0
Edo	112	12	0	28	16	25	20	11
Ekiti	28	17	0	7	1	1	2	0
Enugu	90	90	0	0	0	0	0	0
FCT	491	9	8	1	448	4	12	9
Gombe	98	10	47	0	9	0	32	0
Imo	164	0	0	65	10	0	0	89
Jigawa	12	0	0	0	9	0	2	1
Kaduna	443	21	213	19	9	85	58	38
Kano	283	0	103	0	51	27	64	38
Katsina	112	0	0	0	58	0	54	0
Kebbi	4	0	0	0	0	0	0	4
Kogi	0	0	0	0	0	0	0	0
Kwara	26	0	5	0	0	0	0	21
Lagos	4,316	776	551	476	824	831	498	360
Nasarawa	48	0	48	0	0	0	0	0
Niger	0	0	0	0	0	0	0	0
Ogun	321	34	41	59	38	37	67	45
Ondo	80	0	80	0	0	0	0	0

CONFIRMED RECOVERIES	WEEK 05	1 st February	2 nd February	3 rd February	4 ^h February	5 ^h February	6 th February	7 th February
	TOTAL	Monday	Tuesday	Wednesday	Thursday	Friday	Saturday	Sunday
Osun	265	67	0	22	6	22	10	138
Oyo	33	1	2	22	5	0	0	3
Plateau	613	96	0	121	142	79	54	121
Rivers	481	94	0	179	80	41	16	71
Sokoto	25	11	0	5	0	6	0	3
Taraba	65	0	65	0	0	0	0	0
Yobe	14	0	0	0	0	0	0	14
Zamfara	10	5	0	0	0	5	0	0
Total	8,536	1,286	1,276	1,106	1,792	1,190	918	968

DAILY FATALITIES – DATA AS AT 7TH FEBRUARY 2021

Table 4: States with reported COVID-19 fatalities daily over the last week

CONFIRMED FATALITIES	WEEK 05	1 st February	2 nd February	3 rd February	4 ^h February	5 ^h February	6 th February	7 th February
	TOTAL	Monday	Tuesday	Wednesday	Thursday	Friday	Saturday	Sunday
Abia	1	0	0	0	0	1	0	0
Adamawa	0	0	0	0	0	0	0	0
Akwa Ibom	4	0	0	0	0	4	0	0
Anambra	0	0	0	0	0	0	0	0
Bauchi	0	0	0	0	0	0	0	0
Bayelsa	0	0	0	0	0	0	0	0
Benue	1	0	0	0	0	0	1	0
Borno	1	0	0	1	0	0	0	0
Cross River	0	0	0	0	0	0	0	0
Delta	0	0	0	0	0	0	0	0
Ebonyi	0	0	0	0	0	0	0	0
Edo	7	1	0	4	0	0	0	2
Ekiti	0	0	0	0	0	0	0	0
Enugu	0	0	0	0	0	0	0	0
FCT	2	1	0	0	0	0	0	1
Gombe	0	0	0	0	0	0	0	0
Imo	1	0	0	0	0	0	0	1
Jigawa	0	0	0	0	0	0	0	0
Kaduna	0	0	0	0	0	0	0	0
Kano	13	2	1	0	6	1	1	2
Katsina	0	0	0	0	0	0	0	0
Kebbi	0	0	0	0	0	0	0	0
Kogi	0	0	0	0	0	0	0	0
Kwara	1	0	0	0	0	0	0	1
Lagos	29	15	0	0	5	1	0	8
Nasarawa	0	0	0	0	0	0	0	0
Niger	0	0	0	0	0	0	0	0
Ogun	2	0	0	0	0	1	0	1

CONFIRMED FATALITIES	WEEK 05	1 st February	2 nd February	3 rd February	4 ^h February	5 ^h February	6 th February	7 th February
	TOTAL	Monday	Tuesday	Wednesday	Thursday	Friday	Saturday	Sunday
Ondo	4	0	0	0	0	0	0	4
Osun	1	0	0	0	1	0	0	0
Oyo	4	0	0	0	1	1	2	0
Plateau	3	0	2	0	0	0	1	0
Rivers	7	2	3	0	1	0	1	0
Sokoto	0	0	0	0	0	0	0	0
Taraba	0	0	0	0	0	0	0	0
Yobe	0	0	0	0	0	0	0	0
Zamfara	0	0	0	0	0	0	0	0
Total	81	21	6	5	14	9	6	20

DAILY EPICURVE

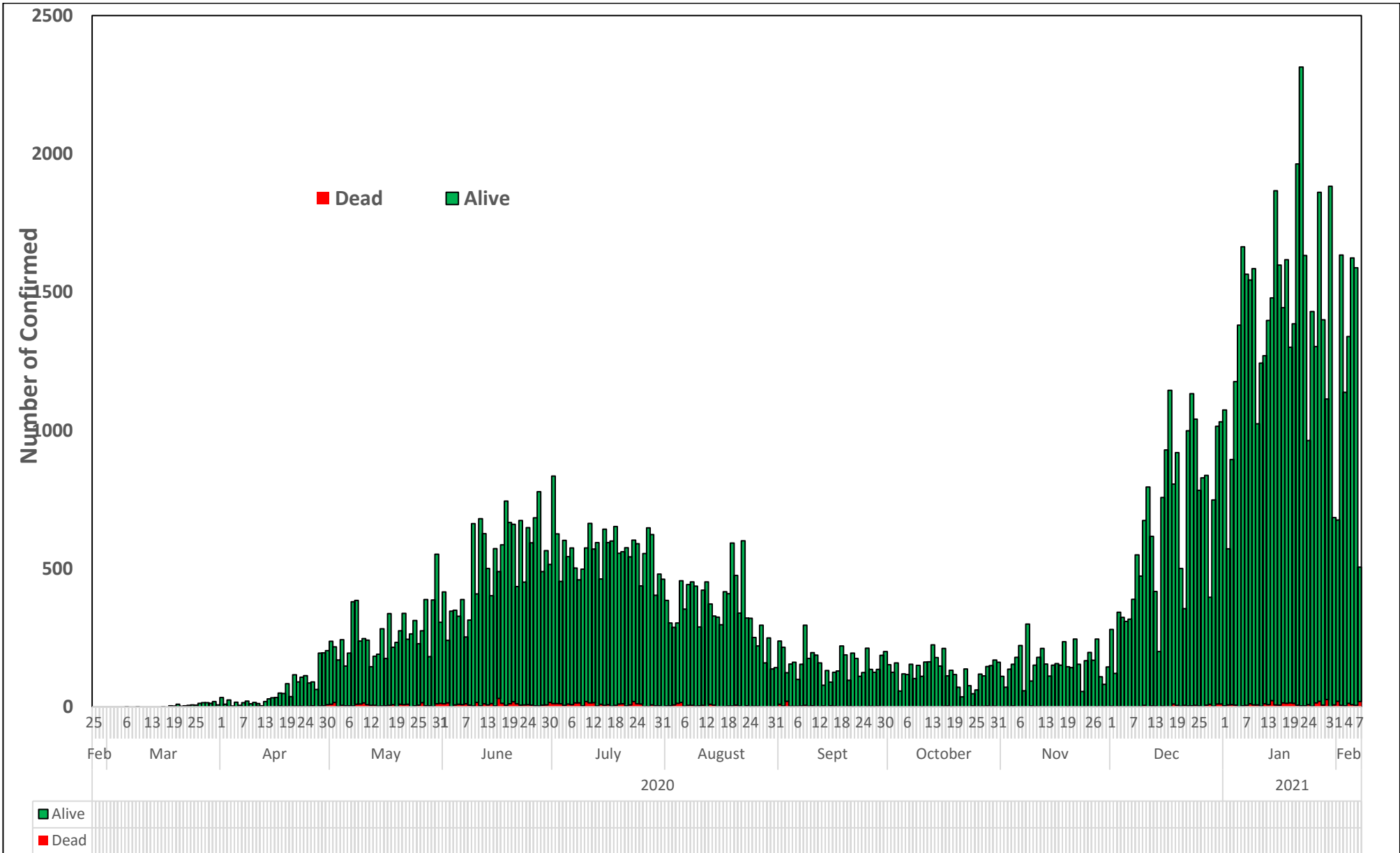


Figure 3: Daily epidemic curve of confirmed cases as reported per day as of 7th February 2021

AGE-GENDER BREAKDOWN

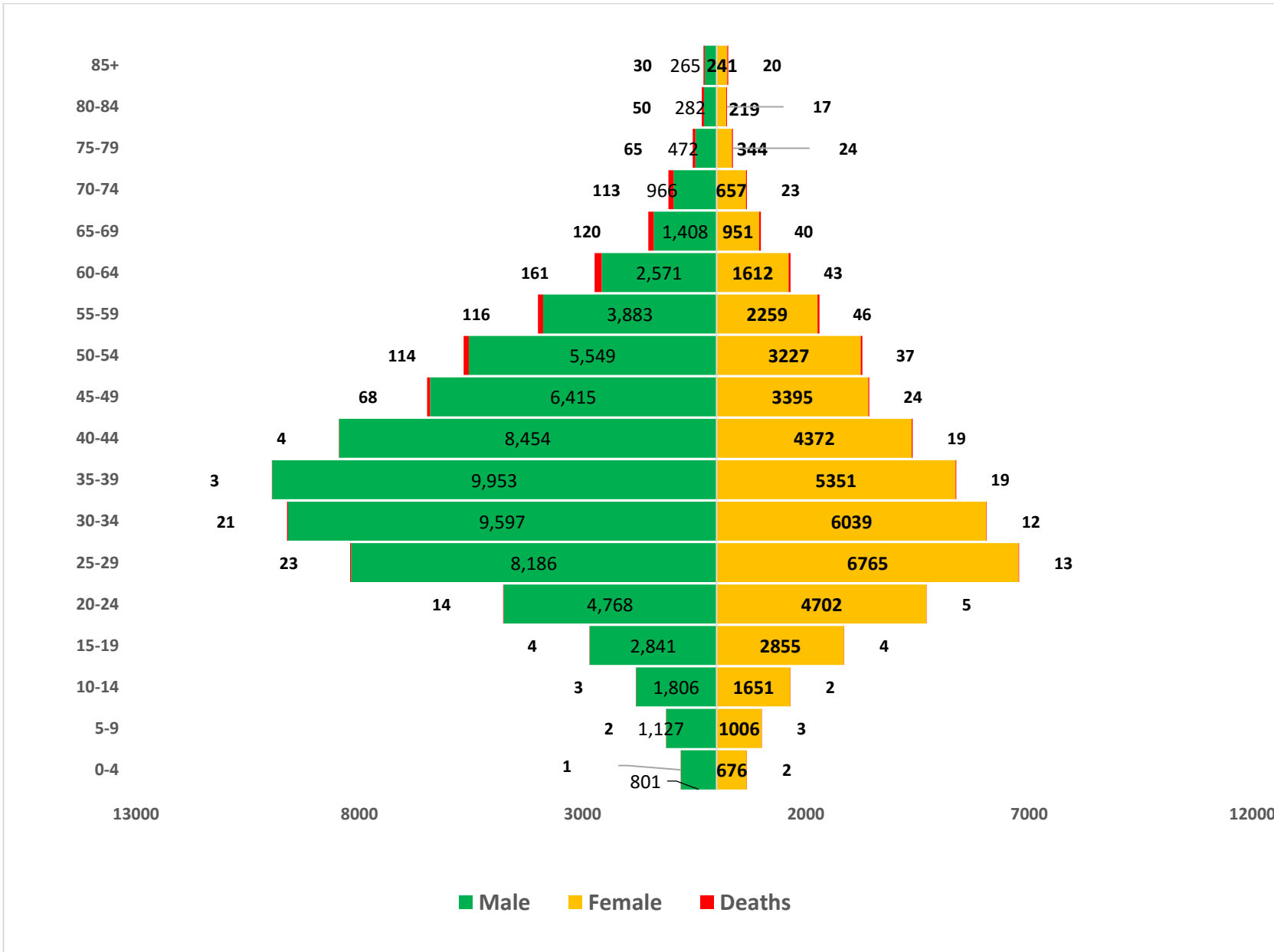


Figure 4: Chart with age and gender breakdown of cases and deaths (WK10, 2020 – WK05, 2021)

IN FOCUS: Take responsibility: Responding to Variants of Concern in Nigeria

The number of COVID-19 confirmed cases in the country in the last one week declined by 12.1% from 9,676 to 8,506. This is not yet an indication that there is a decline in the number of new cases as testing in the last one week also declined by 41.4% from 83,690 to 49,050. It is critical that states continue to prioritise testing, to identify cases. This would enable response activities towards ensuring control the acute phase of this pandemic.

The Severe Acute Respiratory Syndrome Coronavirus-2 (SARS-CoV-2) spreads from person to person, and from contaminated surfaces to persons. Breaking the chain of transmission through public health and social measure remains a strong intervention in the fight against COVID-19 in Nigeria.

As the SARS-CoV-2 continues to spread, there is the increasing likelihood for the virus to mutate. In the last two months, there have been reports of variants of concern, mostly originating from the United Kingdom, South Africa, Brazil and Japan. In the last three weeks, 13 cases with the B.1.1.7 variant have been detected in Nigeria. As the NCDC works with its partners to scale up genomic surveillance of the virus, it is likely that more cases with the variants of concern will be detected. The World Health Organization is coordinating global research activities to better understand how these variants affect diagnostics, therapeutics and vaccines.

With the spread of the virus and increasing likelihood of mutation, it is very important that all Nigerians continue to take responsibility. Please adhere to proper use of face mask, physical distancing, frequent handwashing running water or alcohol-based hand sanitizer, frequent cleaning of surfaces and avoiding large gathering. All these measures are very important and should be practiced at all times.

RESPONSE

On 28th February 2020, a multi-sectoral Emergency Operations Centre (EOC) was activated at Level 3 which is the highest emergency level in Nigeria. This is led by NCDC in close coordination with the State Public Health EOCs (PHEOC) and through the deployment of **52** Rapid Response Teams (RRT) to states. Currently, response activities include:

- **Ongoing pilot of antigen rapid diagnostic tests kits (Ag RDTs) in four hospitals in FCT**
- **Ongoing infection prevention and (IPC) course of health workers across tertiary health facilities under the Orange Network**
- **Optimisation of three additional laboratories- Lawrence Henshaw Memorial Hospital (LHMH) Calabar, Federal Medical Centre, Makurdi and Ondo State Public Health Laboratory**
- **Approved a private laboratory (Medbury Services Limited) for in-bound travel sample collection in Port Harcourt, Rivers State**
- **Completed deployment of COVID-19 supplies and commodities to Lagos State Ministry of Health, Lagos University Teaching Hospital (LUTH), Federal Medical Centre (FMC) Ebutte Meta Lagos State; Plateau, Kaduna, Imo and Kwara States**
- **Ongoing nationwide monthly distribution to the State Ministries of Health, treatment facilities, sample collection centres and Teaching hospitals across the country**
- **Deployed additional National Rapid Response Teams (NRRTs) to Oyo, Rivers, Ondo, Cross River and Edo States**
- **Published and disseminated updated community COVID-19 case definitions to stakeholders**
- **Sensitising corps members on IPC across various NYSC camps in the country**
- **Inaugurated NYSC COVID-19 IPC compliance committee in Taraba, Ekiti and Ondo States**
- **Deployed additional stock of response materials and supplies to Ogun, Lagos, Akwa Ibom, Nasarawa and FCT NYSC camps**
- **Provided Personal Protective Equipment (PPE) and other commodities to National Hospital, University of Benin Teaching Hospital (UBTH), National Navy Reference Hospital (NNRH) Laboratory and Benue State Teaching Hospital Laboratory, Makurdi**
- **Ongoing planning meetings with Ministry of Youth and Sports preparatory to hosting the National Sport Festival**

PREPAREDNESS

Since the confirmation of the first case on 27th February 2020, the NCDC has released advisories and statements to help Nigerians and affected groups in particular to respond to the pandemic

- COVID-19 Health Protection Regulation signed by President Muhammadu Buhari on 26th January 2021: [Coronavirus Disease \(COVID-19\) Health Protection Regulations 2021](#)
- NCDC published an updated [community case definitions for coronavirus disease 2019](#)
- The Federal Ministry of Health and NCDC published [COVID-19 Patient's handbook for home-based care in Nigeria](#)
- NCDC published an updated [case definitions for coronavirus disease](#)
- NCDC published [Guidance for the use of approved COVID-19 antigen-based rapid diagnostic tests in Nigeria](#)
- Update of [travel protocols](#) for all travellers into Nigeria from [UK and South Africa](#)
- NCDC recently launched the [Celebrate Responsibly](#) campaign in response to the increase in cases of coronavirus disease (COVID-19) and poor adherence to public health and social measures across the country: [Celebrate Responsibly and Save Lives – New Awareness Campaign for the Yuletide Season](#)
- Ahead of the Christmas and end of year festivity, NCDC published the [End-of-Year Travel Advisory on COVID-19](#)
- NCDC recently launched the [COVID-19 blog](#) for telling the stories of Nigeria's response to the COVID-19 pandemic.
- NCDC published guidelines on 2020 National Youth Service Corps (NYSC) Orientation Camp activities in conjunction with PTF and NYSC: [Guidelines on 2020 National Youth Service Corps \(NYSC\) Orientation Camp activities](#)
- NCDC published guidance on the use of antigen RDTs: [Guidance on the use of Antigen Rapid Diagnostic Kits for diagnosis of SARS-CoV-2 infection in Nigeria](#)
- NCDC published guidance on safe school re-opening: [Public Health guidance for Safe School re-opening in Nigeria](#)
- NCDC published second interim guidance – Infection Prevention and Control: [Recommendations during health care provision for suspected and confirmed cases of COVID-19](#)
- NCDC recently published the first edition of a quick reference guide on setting up sample collection centre - [A step by step guide on setting up a sample collection centre](#)
- NCDC has launched an online course on [Infection, Prevention and Control \(IPC\) for COVID-19](#) NCDC eLearning platform
- Ahead of forthcoming elections in the country, NCDC has issued [Guidelines for Conducting Elections During the COVID-19 Outbreak in Nigeria](#).
- To protect our elders, and those with pre-existing medical conditions, NCDC has issued an [Advisory for Vulnerable Groups](#).
- NCDC has released [guidelines on the re-opening of places for worship](#).
- NCDC has released [Strategies to Improve Surveillance for COVID-19 Guidance for States](#)
- The Nigeria Police Force has released COVID-19 operational guidelines for the [Police and other Law Enforcement Agencies](#) in Nigeria
- Guidelines have been issued for the [safe transportation of remains of persons suspected or confirmed to have died of COVID-19](#)
- Information on diagnostics of the COVID-19 virus can be found in our [detailed FAQ document](#).
- To increase our testing capacity, NCDC has issued guidelines for the [integration of private labs](#).
- Guidelines for [businesses and employers](#) have been updated.

- NCDC has updated its [case definition](#) , [community case definition](#) and [case management guide](#).
- NCDC releases periodic [public health advisories](#) to Nigerians on the COVID-19 disease.
- To adhere to post-lockdown measures, NCDC has released an [advisory on the use of face masks](#), as well as information on the [Use of Cloth face masks](#) and [how to make your cloth face masks](#).
- NCDC has released guidelines for the [management of pregnant women and nursing mothers](#) during the pandemic.
- To address burials of loved ones who die from COVID-19, guidelines have been issued to advise on the [management of dead bodies](#).
- For health centres managing cases, the following documents have been released- a guideline for the [Rational Use of Personal Protective Equipment in the care of COVID-19 cases](#).
- As part of plans to increase the testing capacity of the country, the NCDC published a [National Strategy to Scale Up Access to Coronavirus Disease Testing in Nigeria](#) document.
- The Presidential Task Force has published policies and announcements on COVID-19 [available on the website of the Presidency](#) – including presidential addresses, task force updates and information on livelihood and economic support.

INFORMATION RESOURCES

- Nigeria Centre for Disease Control: www.covid19.ncdc.gov.ng | www.ncdc.gov.ng
- Nigerian Presidency Website on COVID-19: www.statehouse.gov.ng/COVID19
- Africa CDC: www.africa.cdc.org | <https://africacdc.org/covid-19/> (**source for Africa updates**)
- WHO Coronavirus Disease (COVID-19) Dashboard (**source for global updates**) <https://covid19.who.int/>