



SITUATION REPORT

Nigeria Centre For Disease Control (NCDC)

www.ncdc.gov.ng

PLOT 800 EBITU UKIWE STREET, JABI ABUJA, NIGERIA. TOLL FREE CALL: 0800-970000-10. E: info@ncdc.gov.ng



@NCDCgov

TITLE:	NIGERIA MONKEYPOX MONTHLY SITUATION REPORT
SERIAL NUMBER:	08
DATE:	August 2019

KEY INDICATORS	NUMBERS
New suspected cases reported	5
New confirmed cases	2
Total deaths	0

EPIDEMIOLOGICAL SUMMARY

- Nigeria continues to report sporadic cases of monkeypox after the index case was reported in September, 2017
- In the reporting month (August 2019), five new suspected monkeypox cases were reported from Lagos state (four cases) and Rivers (one case).
- No death recorded in the reporting month
- A total of 67 suspected cases have been reported so far in 2019 of which 34 confirmed cases and one death were recorded in eight states (Bayelsa, Lagos, Delta, Rivers, Enugu, Anambra, Cross River, and Oyo)
- Twenty-five (74%) of confirmed cases are males and 79% are aged between 20-40years
- Since the beginning of the outbreak in September 2017, 171 confirmed cases and nine deaths have been recorded in 17 states (Rivers, Bayelsa, Cross River, Imo, Akwa Ibom, Lagos, Delta, Edo, FCT, Abia, Oyo, Enugu, Ekiti, Nasarawa, Benue, Plateau, Anambra)

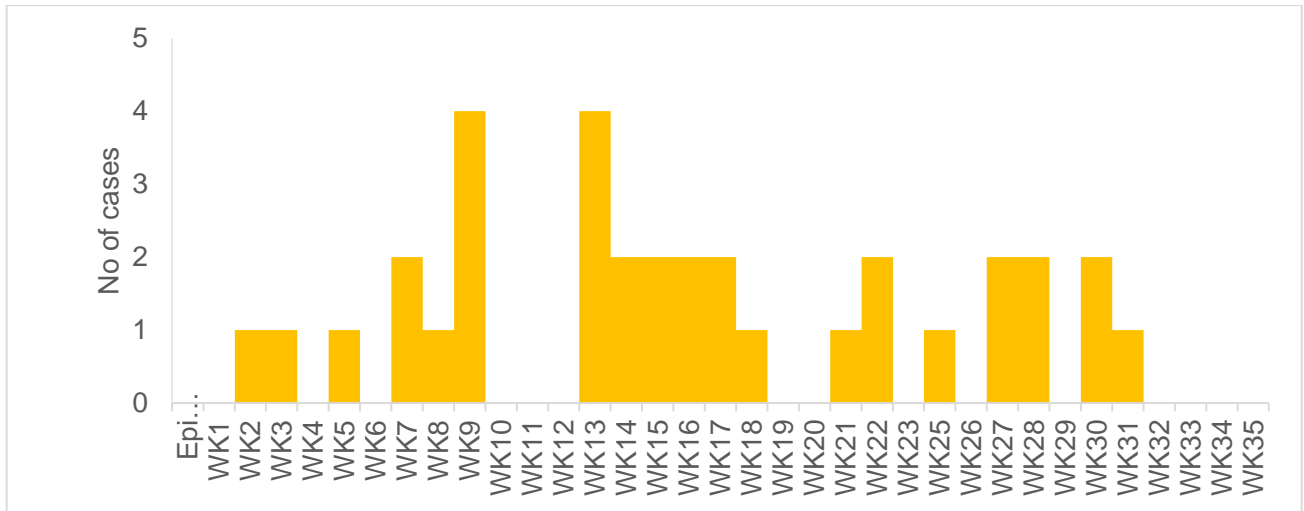


Figure 1: Weekly trend of Nigeria monkeypox cases as at August 2019

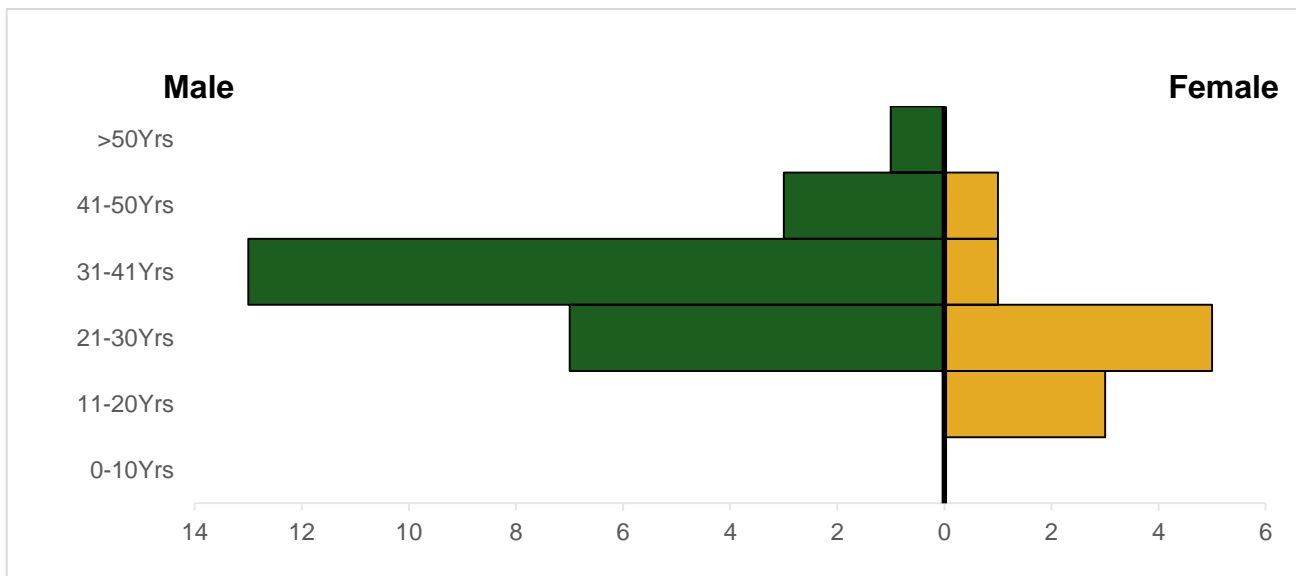


Figure 2: Age –sex distribution of Nigeria monkeypox cases; January- August 2019

Table 1: Nigeria monkeypox cases distribution by state

	Total reported	Confirmed cases
Bayelsa	8	6
Lagos	25	9
Delta	14	10
River	11	5
Enugu	2	2
Cross River	2	1
Oyo	2	1
FCT	1	0
Bauchi	1	0
Borno	1	0
Total	67	34

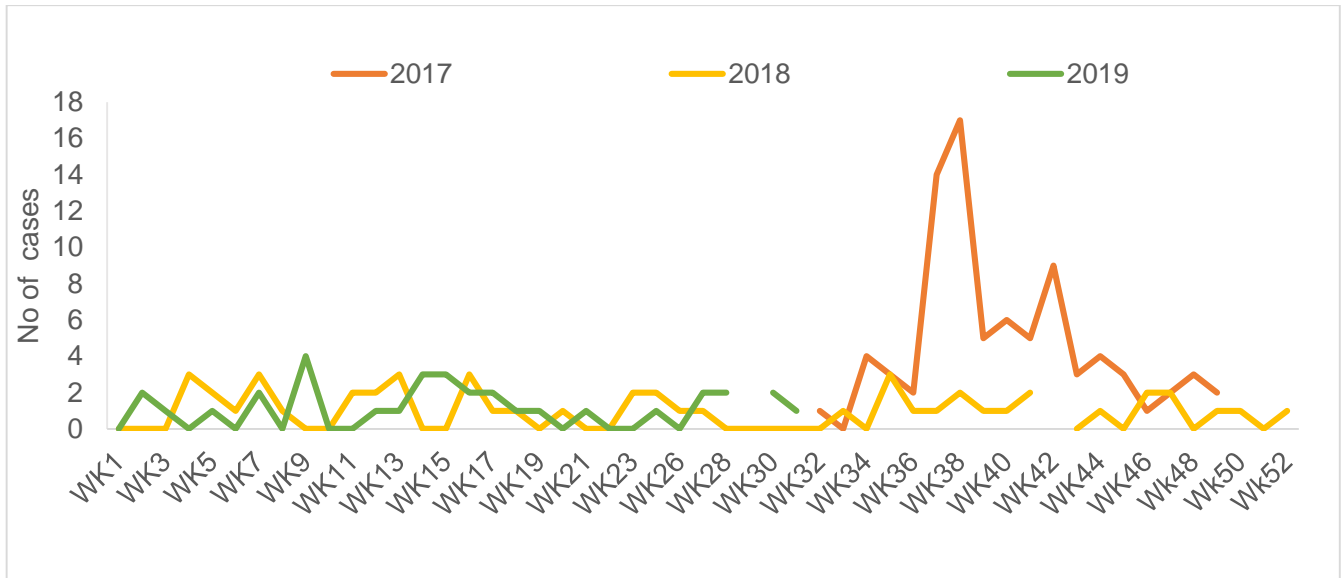


Figure 4: Line graph showing trend of reported monkeypox cases in Nigeria in 2017, 2018 and 2019

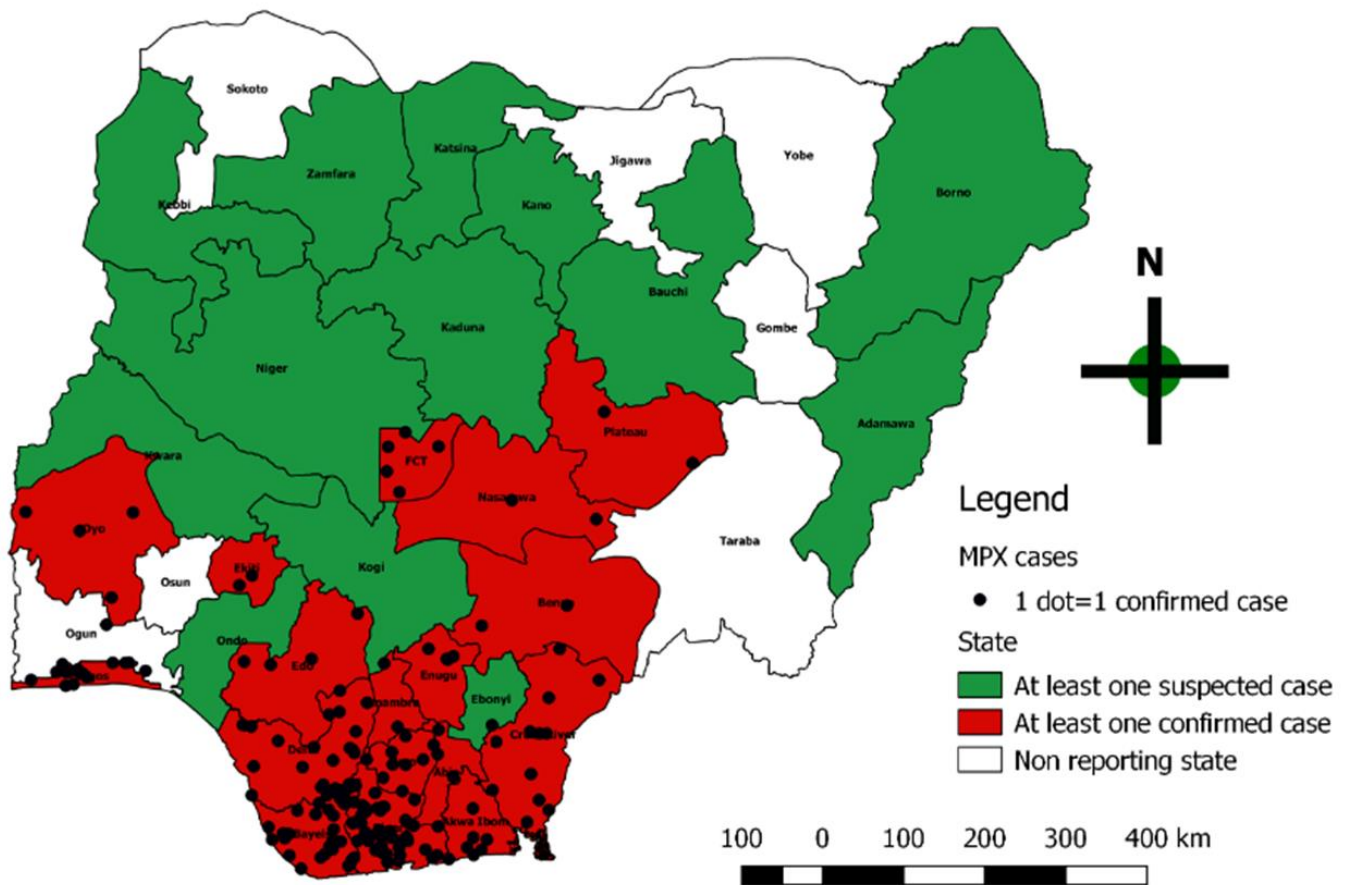


Figure 5: Map of Nigeria showing distribution of monkeypox cases, September 2017 – August, 2019