



# SITUATION REPORT

## Nigeria Centre For Disease Control (NCDC)

NCDC.GOV.NG

PLOT 800 EBITU UKIWE STREET, JABI ABUJA, NIGERIA TOLL FREE CALL: 6232 E:info@ncdc.gov.ng

@NCDCgov   

<b>TITLE:</b>	<b>UPDATE ON MPOX (MPX) IN NIGERIA</b>
<b>SERIAL NUMBER:</b>	<b>18</b>
<b>EPI-WEEK:</b>	<b>18</b>
<b>DATE:</b>	<b>May 7, 2023</b>

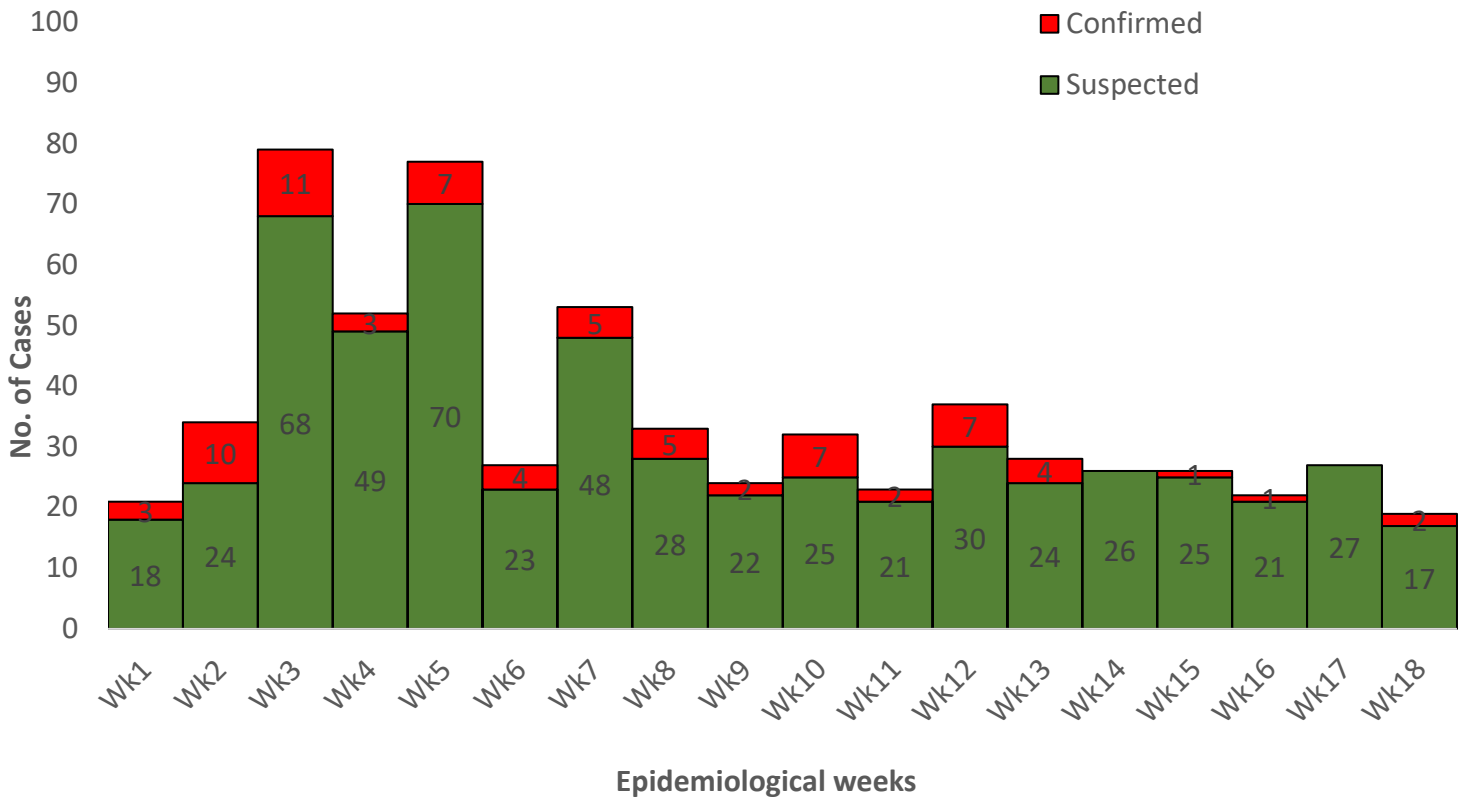
### Table 1 – Key Indicators

Reporting Year	Reporting week	Suspected cases	Confirmed cases	Deaths (Confirmed cases)	Case Fatality Ratio (CFR)	States Affected (Confirmed cases)	LGAs Affected (Confirmed cases)
2023 Current	Week 18	19	2	0	0.0	1	2
2023 Cumulative	Week 18	648	74	2	2.7	18 +FCT	51
2022 Cumulative	Week 18	46	15	0	0.0	6 + FCT	10

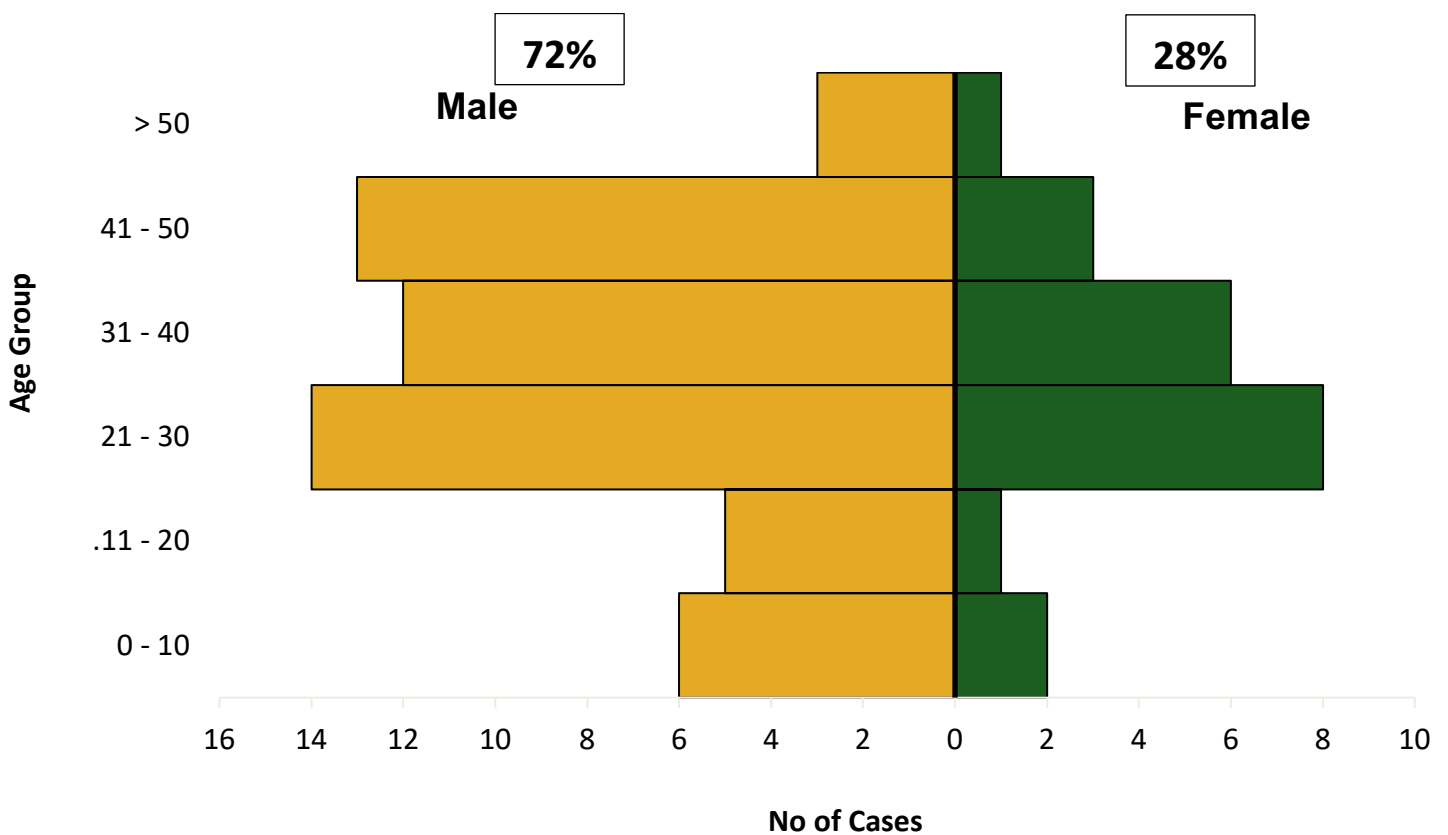
### Highlights

- In week 18, the number of new suspected cases is 19, compared with 27 cases reported in week 17, 2023. These were reported from seven (7) States and FCT– Ogun (7), Imo (3), Lagos (2), FCT (2), Jigawa (2), Enugu (1), Ondo (1), and Bayelsa (1) across 13 Local Government Areas.
- Since week 1 of 2023, eighteen (18) States and FCT have recorded at least one confirmed Mpox case across fifty-one (51) Local Government Areas. In 2023, the States with the highest burden are Lagos (29.7%), Ogun (14.9%), Abia (8.1%), Imo (6.7%) and Edo (5.4%), contributing 64.9% of confirmed cases.
- The number of confirmed cases is two (2) in week 18, 2023, compared with zero (0) confirmed cases reported in week 17, 2023.
- No death was recorded in week 18, with a CFR of 0.0% same as CFR of 0.0% that was reported in week 17, 2023.
- Overall, since the re-emergence of Mpox in September 2017, 3283 suspected cases have been reported from 36 States and FCT in the country. Of these 3283 suspected cases, 1062 (32.5%) were confirmed (with males predominantly affected) from 34 States and FCT. seventeen (17) deaths have been recorded since the re-emergence in 2017.
- The National Mpox multi-partner, multi-sectoral Technical Working Group (TWG) continues to coordinate the response activities at all levels.

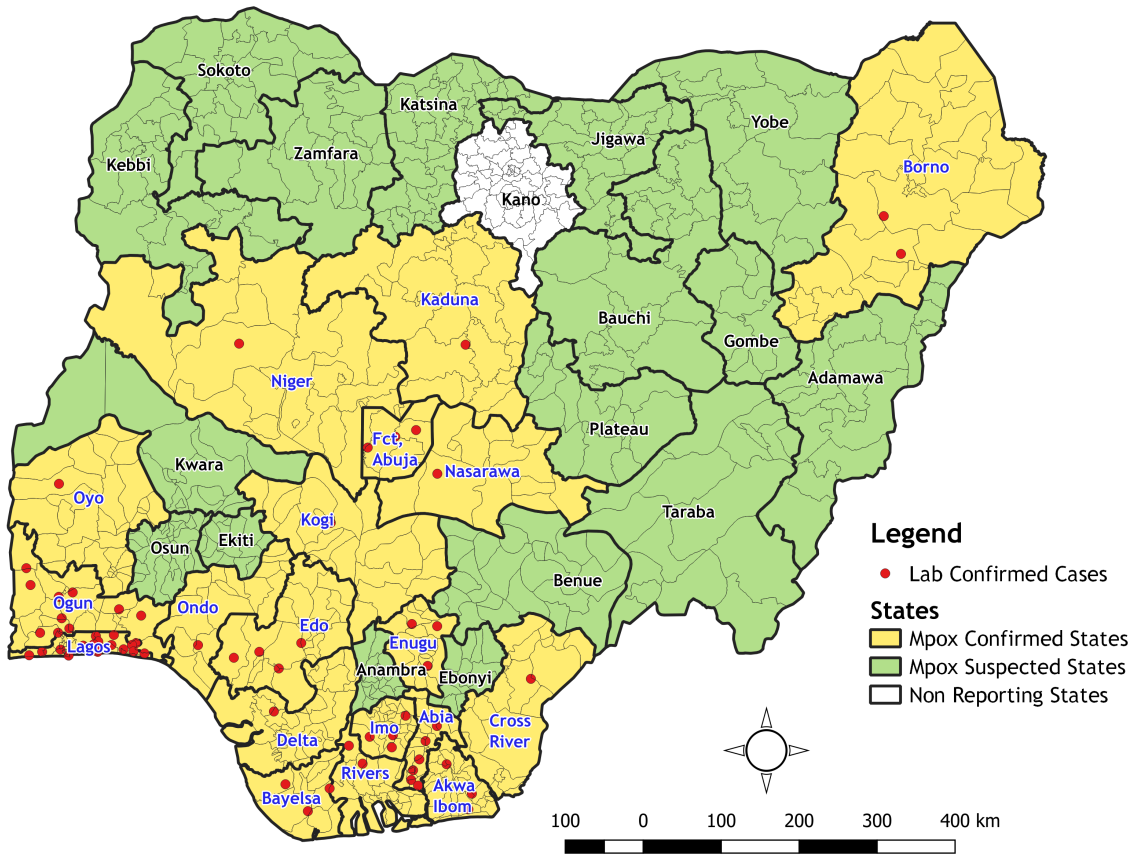




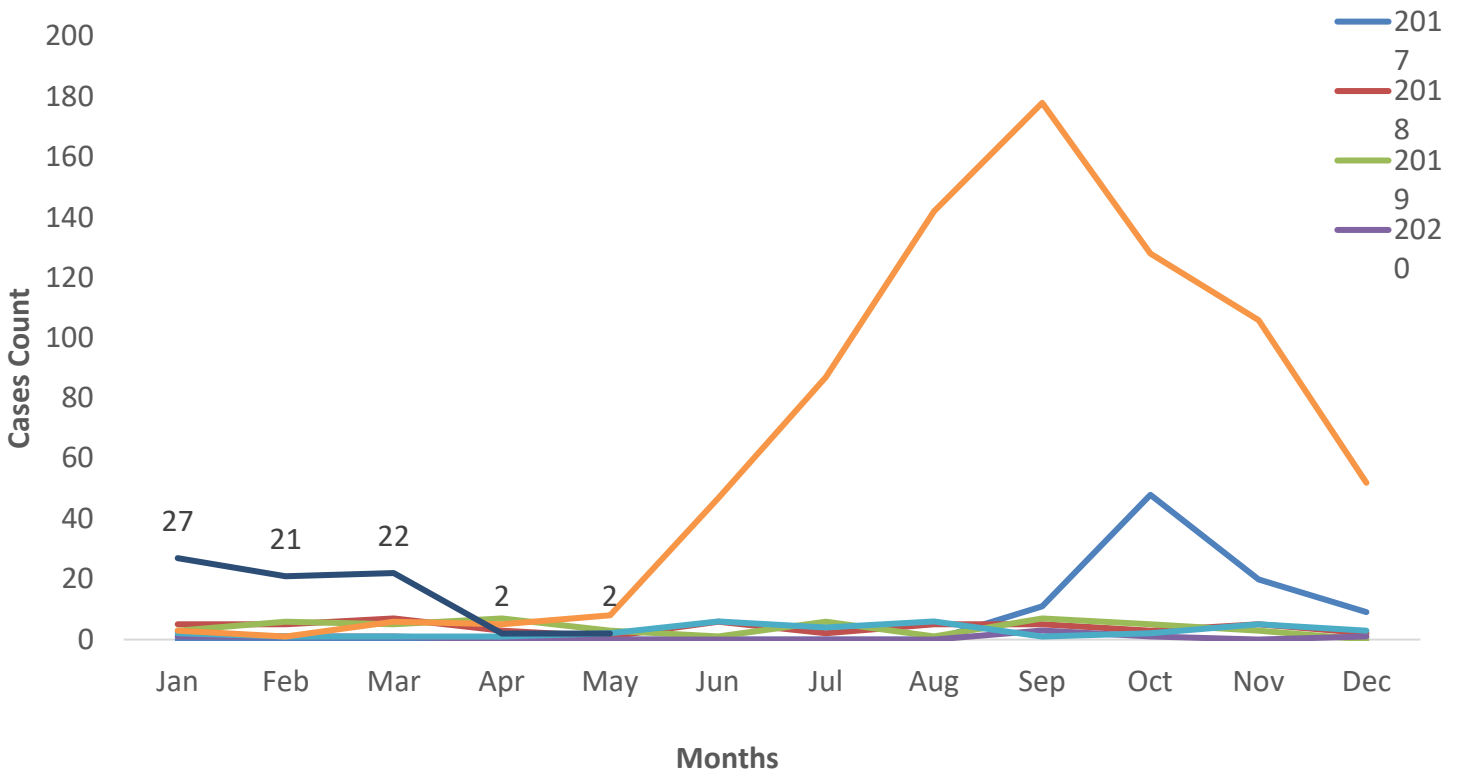
**Figure 1:** Epidemic curve of suspected and confirmed Mpox cases January 2023 till date.



**Figure 2:** Age and sex distribution of Nigeria confirmed monkeypox cases from January 2023 till date.



**Figure 3:** Map of Nigeria showing States with suspected and confirmed Mpox Cases from January 2023 till date.



**Figure 4:** Nigeria confirmed Mpox cases by the year of incidence- September 2017 to 7<sup>th</sup> May 2023.

**Table 1:** Summary statistics for annual Nigeria Mpox cases by reporting year, September 2017 – 7<sup>th</sup> May 2023

Reporting year	Suspected cases	Confirmed cases	Deaths (Confirmed cases)	Case Fatality Ratio (CFR)	States Affected (Confirmed cases)	LGAs Affected (Confirmed cases)
2023	648	74	2	2.8	18 +FCT	51
2022	2123	762	7	0.9	34 + FCT	238
2021	98	34	0	0.0	8 + FCT	25
2020	35	8	0	0.0	5	7
2019	65	47	1	2.1	11	26
2018	116	49	1	2.0	13	25
2017	198	88	6	6.8	14 + FCT	33

**Table 2:** Age distribution of cumulative number of confirmed Mpox cases September 2017 – 7<sup>th</sup> April 2023

Age Group	2017	2018	2019	2020	2021	2022	2023	Total
0-10 Years	7	5	1	0	1	125	8	147
11-20 Years	12	4	1	0	4	123	6	150
21-30 Years	34	13	13	4	10	187	22	283
31- 40 Years	26	17	22	4	13	205	18	305
41-50 Years	9	10	9	0	5	89	16	138
> 50 Years	0	0	1	0	1	33	4	39
<b>Total</b>	<b>88</b>	<b>49</b>	<b>47</b>	<b>8</b>	<b>34</b>	<b>762</b>	<b>74</b>	<b>1062</b>

**Table 3:** Nigeria confirmed Mpox cases by State, September 2017 – 7<sup>th</sup> May 2023

S/N	State	2017	2018	2019	2020	2021	2022	2023	Total
1	Lagos	4	1	15	4	6	188	22	240
2	Rivers	25	14	7	1	5	37	3	92
3	Bayelsa	19	11	7	0	6	45	2	90
4	Abia	1	2	0	0	0	58	6	67
5	Delta	3	6	10	1	9	31	1	61
6	Imo	5	2	1	0	0	45	5	58
7	Ogun	0	0	0	0	1	40	11	52
8	Ondo	0	0	0	0	0	40	1	41
9	Edo	4	1	1	0	4	27	4	41
10	FCT	5	0	0	0	1	25	3	34
11	Anambra	0	1	1	0	0	25	0	27
12	Cross River	9	3	1	0	1	12	1	27
13	Kwara	0	0	0	0	0	21	0	21
14	Plateau	0	2	0	1	0	16	0	19
15	Akwa Ibom	6	0	1	0	0	12	3	22
16	Nasarawa	1	1	0	0	0	17	1	20
17	Adamawa	0	0	0	0	0	16	0	16
18	Oyo	1	3	2	0	0	10	1	17
19	Kaduna	0	0	0	0	0	15	2	17
20	Ebonyi	0	0	0	1	0	12	0	13

21	Benue	2	0	0	0	0	10	0	12
22	Borno	0	0	0	0	0	11	2	13
23	Enugu	1	2	1	0	0	4	3	11
24	Katsina	0	0	0	0	0	8	0	8
25	Taraba	0	0	0	0	0	7	0	7
26	Kano	0	0	0	0	0	7	0	7
27	Gombe	0	0	0	0	0	6	0	6
28	Kogi	0	0	0	0	0	5	2	7
29	Osun	0	0	0	0	0	5	0	5
30	Ekiti	2	0	0	0	0	1	0	3
31	Niger	0	0	0	0	1	1	1	3
32	Kebbi	0	0	0	0	0	2	0	2
33	Bauchi	0	0	0	0	0	1	0	1
34	Zamfara	0	0	0	0	0	1	0	1
35	Yobe	0	0	0	0	0	1	0	1
	<b>Grand Total</b>	<b>88</b>	<b>49</b>	<b>47</b>	<b>8</b>	<b>34</b>	<b>762</b>	<b>74</b>	<b>1062</b>

## Response activities

Pillar	Activities to date	Next steps
<b>Coordination</b>	<ul style="list-style-type: none"> <li>Facilitating the smooth running of the weekly Mpox technical working group meetings</li> <li>Providing offsite subnational support to resolve issues in reporting States</li> </ul>	<ul style="list-style-type: none"> <li>Follow-up implementation of the approved Incident Action plan activities in collaboration with other pillars</li> </ul>
<b>Surveillance</b>	<ul style="list-style-type: none"> <li>Nineteen (19) suspected Mpox cases were reported from 7 States and the FCT</li> <li>Two confirmed cases were recorded</li> </ul>	<ul style="list-style-type: none"> <li>Continue to support all State Surveillance teams to ensure on SORMAS</li> </ul>
<b>Laboratory</b>	<ul style="list-style-type: none"> <li>The sample positivity rate for Mpox is 11% and 79% for Varicella-Zoster Virus (VZV)</li> <li>53% of samples meet overall turnaround (time sample was collected from the States to the time when the result was shared with the States)</li> </ul>	<ul style="list-style-type: none"> <li>Continue to support effective sample management and transportation to the NRL from health facilities across the country</li> </ul>

## Notes on this report.

### Data Source

Information for this disease was case-based data retrieved from the National Mpox Emergency Operations Centre.

### Case definitions

#### Suspected case

- An acute illness with fever  $>38.3^{\circ}\text{C}$ , intense headache, lymphadenopathy, back pain, myalgia, and intense asthenia followed one to three days later by a progressively developing rash often beginning

on the face (most dense) and then spreading elsewhere on the body, including soles of feet and palms of the hand.

#### *Probable case*

- A case that meets the clinical case definition is not laboratory-confirmed but has an epidemiological link to a confirmed case.

#### *Confirmed case.*

- A clinically compatible case that is laboratory confirmed

#### *Contact*

- Any person who has been in direct or indirect contact with a confirmed case since the onset of symptoms, i.e., contact with skin lesions, oral secretions, urine, faeces, vomitus, blood, sexual contact, sharing a common space (anyone who has been in proximity with or without physical contact with a confirmed case)

#### *Calculations*

- Case Fatality Rate (CFR) for this disease is reported for confirmed cases only.