



# SITUATION REPORT

## Nigeria Centre For Disease Control (NCDC)

NCDC.GOV.NG

PLOT 800 EBITU UKIWE STREET, JABI ABUJA, NIGERIA TOLL FREE CALL: 6232 E:info@ncdc.gov.ng

@NCDGov   

<b>TITLE:</b>	<b>UPDATE ON MPOX (MPX) IN NIGERIA</b>
<b>SERIAL NUMBER:</b>	<b>36</b>
<b>EPI-WEEK:</b>	<b>36</b>
<b>DATE:</b>	<b>September 10, 2023</b>

### Table 1 – Key Indicators

Reporting Year	Reporting week	Suspected cases	Confirmed cases	Deaths (Confirmed cases)	Case Fatality Ratio (CFR)	States Affected (Confirmed cases)	LGAs Affected (Confirmed cases)
2023 Current	Week 36	6	0	0	0.0	0	0
2023 Cumulative	Week 36	934	80	2	2.5	19 +FCT	52
2022 Cumulative	Week 36	880	349	7	2.1	29 + FCT	154

### Highlights

- In week 36, the number of new suspected cases is 6, compared with 9 cases reported in week 35, 2023. These were reported from four (4) States – Ebonyi (2), Lagos (2), Oyo (1) and Taraba (1) across 4 Local Government Areas.
- Since week 1 of 2023, nineteen (19) States and FCT have recorded at least one confirmed Mpox case across fifty-two (52) Local Government Areas. In 2023, the States with the highest burden are Lagos (27.8%), Ogun (19.0%), Abia (7.6%), Imo (6.3%) and Edo (5.1%), contributing 66.7% of confirmed cases.
- The number of confirmed cases is zero (0) in week 36, 2023, same as zero (0) confirmed cases reported in week 35, 2023.
- No death was recorded in week 36, with a CFR of 0.0% same as CFR of 0.0% that was reported in week 35, 2023.
- Overall, since the re-emergence of Mpox in September 2017, 3542 suspected cases have been reported from 36 States and FCT in the country. Of these 3542 suspected cases, 1068 (30.2%) were confirmed (with males predominantly affected) from 34 States and FCT. seventeen (17) deaths have been recorded since the re-emergence in 2017.
- The National Mpox multi-partner, multi-sectoral Technical Working Group (TWG) continues to coordinate the response activities at all levels.



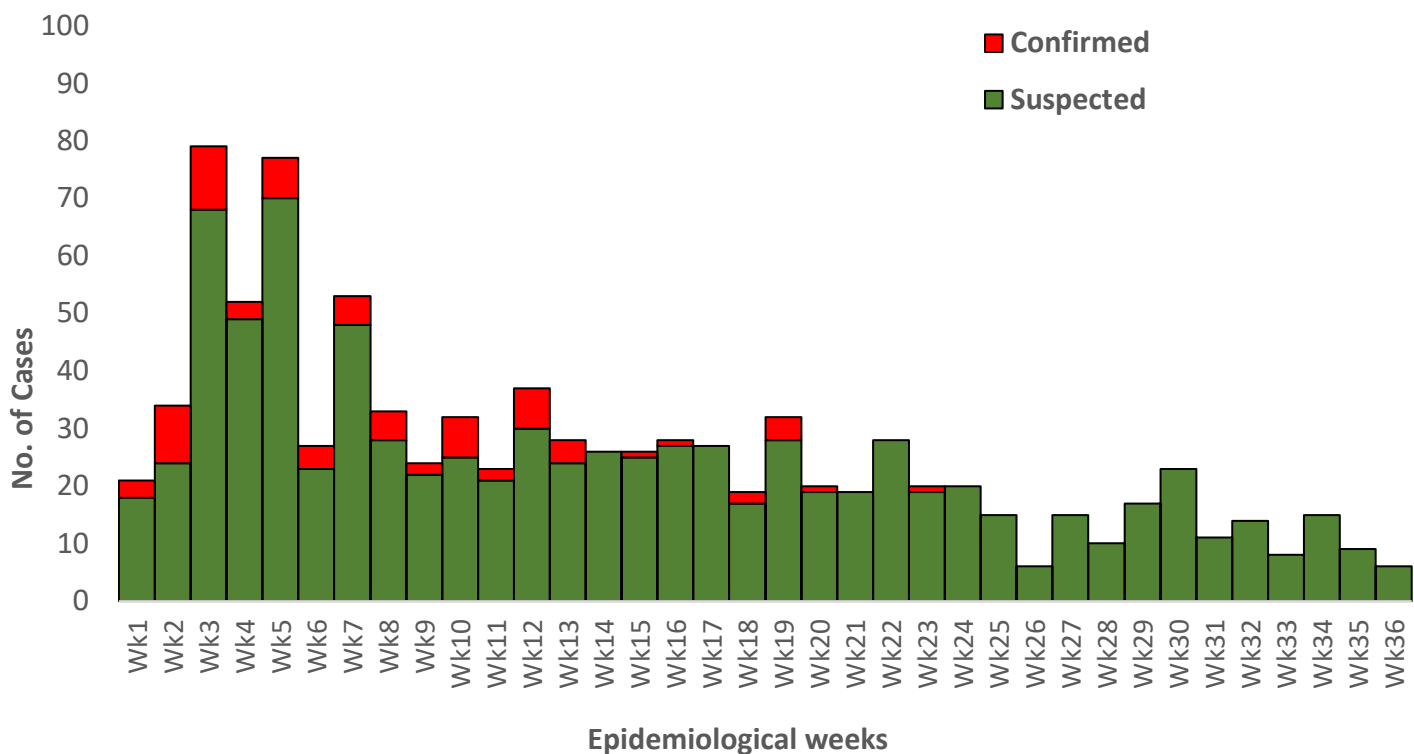


Figure 1: Epidemic curve of suspected and confirmed Mpox cases January 2023 till date.

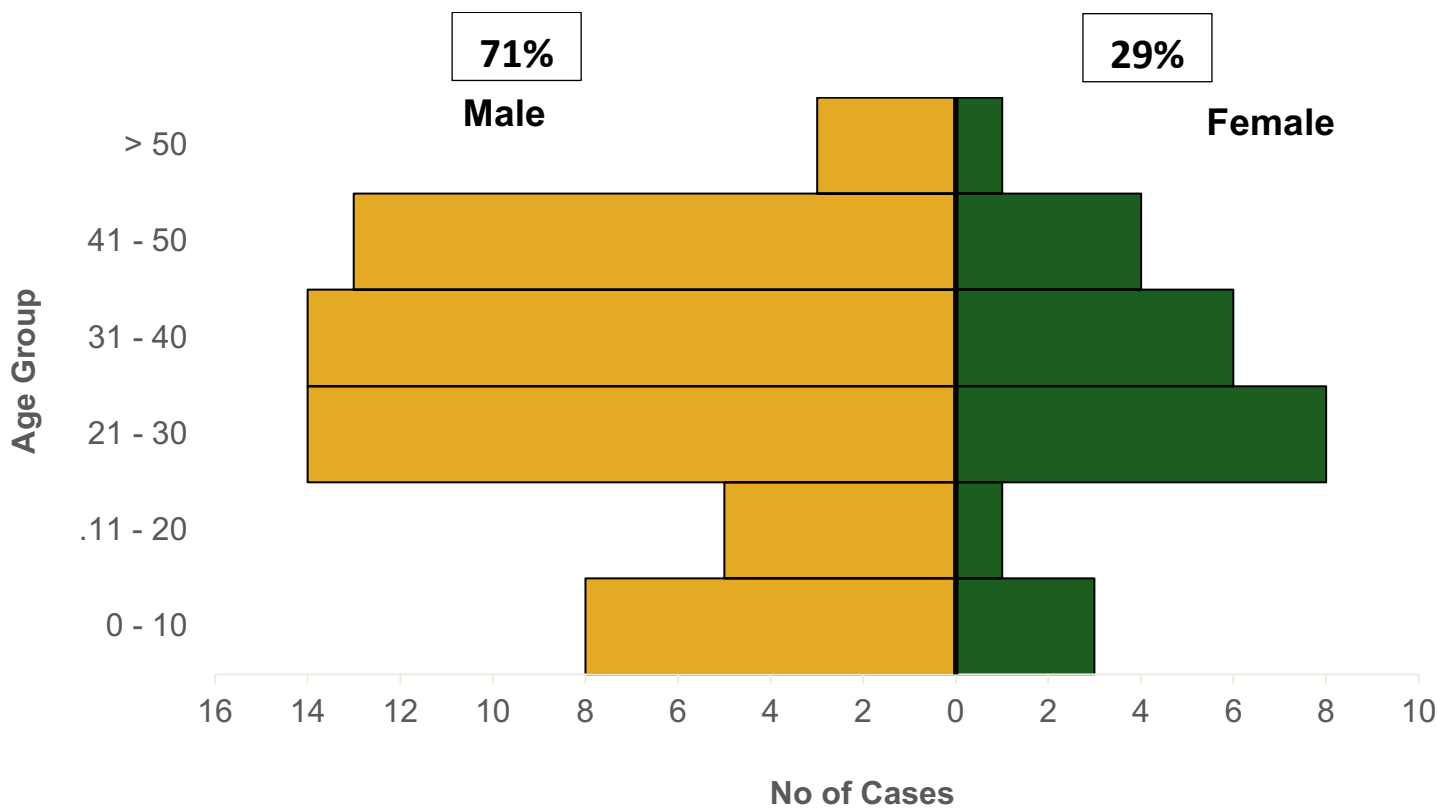
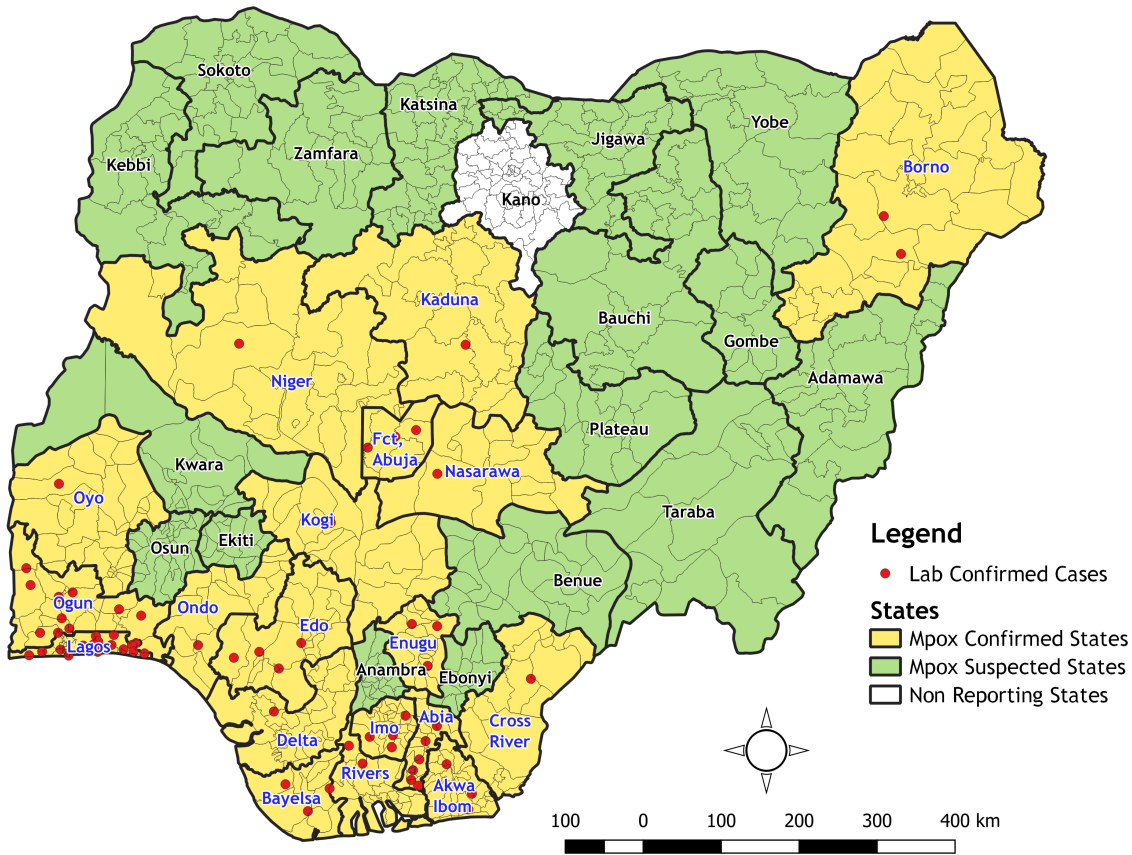
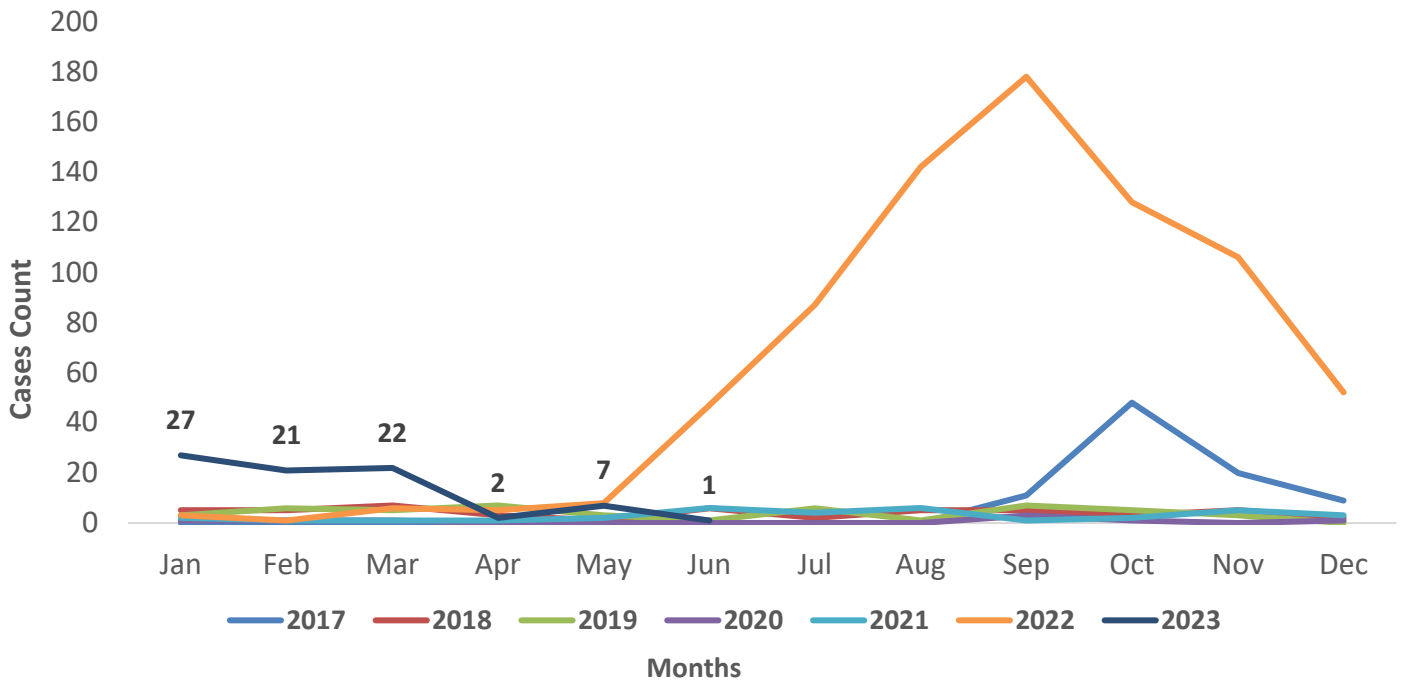


Figure 2: Age and sex distribution of Nigeria confirmed monkeypox cases from January 2023 till date.



**Figure 3:** Map of Nigeria showing States with suspected and confirmed Mpox Cases from January 2023 till date.



**Figure 4:** Nigeria confirmed Mpox cases by the year of incidence- September 2017 to 3<sup>rd</sup> September 2023.

**Table 1:** Summary statistics for annual Nigeria Mpox cases by reporting year, September 2017 – 10<sup>th</sup> September 2023

Reporting year	Suspected cases	Confirmed cases	Deaths (Confirmed cases)	Case Fatality Ratio (CFR)	States Affected (Confirmed cases)	LGAs Affected (Confirmed cases)
2023	806	80	2	2.5	19 +FCT	52
2022	2123	762	7	0.9	34 + FCT	238
2021	98	34	0	0.0	8 + FCT	25
2020	35	8	0	0.0	5	7
2019	65	47	1	2.1	11	26
2018	116	49	1	2.0	13	25
2017	198	88	6	6.8	14 + FCT	33

**Table 2:** Age distribution of cumulative number of confirmed Mpox cases September 2017 – 10<sup>th</sup> September 2023

Age Group	2017	2018	2019	2020	2021	2022	2023	Total
0-10 Years	7	5	1	0	1	125	11	150
11-20 Years	12	4	1	0	4	123	6	150
21-30 Years	34	13	13	4	10	187	22	283
31- 40 Years	26	17	22	4	13	205	20	307
41-50 Years	9	10	9	0	5	89	17	139
> 50 Years	0	0	1	0	1	33	4	39
<b>Total</b>	<b>88</b>	<b>49</b>	<b>47</b>	<b>8</b>	<b>34</b>	<b>762</b>	<b>80</b>	<b>1068</b>

**Table 3:** Nigeria confirmed Mpox cases by State, September 2017 – 10<sup>th</sup> September 2023

S/N	State	2017	2018	2019	2020	2021	2022	2023	Total
1	Lagos	4	1	15	4	6	188	22	240
2	Rivers	25	14	7	1	5	37	4	93
3	Bayelsa	19	11	7	0	6	45	2	90
4	Abia	1	2	0	0	0	58	6	67
5	Delta	3	6	10	1	9	31	1	61
6	Imo	5	2	1	0	0	45	5	58
7	Ogun	0	0	0	0	1	40	15	56
8	Ondo	0	0	0	0	0	40	2	42
9	Edo	4	1	1	0	4	27	4	41
10	FCT	5	0	0	0	1	25	3	34
11	Anambra	0	1	1	0	0	25	0	27
12	Cross River	9	3	1	0	1	12	1	27
13	Kwara	0	0	0	0	0	21	0	21
14	Plateau	0	2	0	1	0	16	0	19
15	Akwa Ibom	6	0	1	0	0	12	3	22
16	Nasarawa	1	1	0	0	0	17	1	20
17	Adamawa	0	0	0	0	0	16	0	16
18	Oyo	1	3	2	0	0	10	1	17
19	Kaduna	0	0	0	0	0	15	2	17
20	Ebonyi	0	0	0	1	0	12	0	13
21	Benue	2	0	0	0	0	10	0	12
22	Borno	0	0	0	0	0	11	2	13
23	Enugu	1	2	1	0	0	4	3	11
24	Katsina	0	0	0	0	0	8	0	8

25	Taraba	0	0	0	0	0	7	0	7
26	Kano	0	0	0	0	0	7	0	7
27	Gombe	0	0	0	0	0	6	0	6
28	Kogi	0	0	0	0	0	5	2	7
29	Osun	0	0	0	0	0	5	0	5
30	Ekiti	2	0	0	0	0	1	0	3
31	Niger	0	0	0	0	1	1	1	3
32	Kebbi	0	0	0	0	0	2	0	2
33	Bauchi	0	0	0	0	0	1	0	1
34	Zamfara	0	0	0	0	0	1	0	1
35	Yobe	0	0	0	0	0	1	0	1
	<b>Grand Total</b>	<b>88</b>	<b>49</b>	<b>47</b>	<b>8</b>	<b>34</b>	<b>762</b>	<b>80</b>	<b>1068</b>

## Response activities

Pillar	Activities to date	Next steps
<b>Coordination</b>	<ul style="list-style-type: none"> <li>Facilitating the smooth running of the weekly Mpox technical working group meetings</li> <li>Providing offsite subnational support to resolve issues in reporting States</li> </ul>	<ul style="list-style-type: none"> <li>Follow-up implementation of the approved Incident Action plan activities in collaboration with other pillars</li> </ul>
<b>Surveillance</b>	<ul style="list-style-type: none"> <li>Six (6) suspected Mpox cases were reported from 4 States</li> <li>No confirmed case was recorded</li> </ul>	<ul style="list-style-type: none"> <li>Continue to support all State Surveillance teams to ensure on SORMAS</li> </ul>
<b>Laboratory</b>	<ul style="list-style-type: none"> <li>The sample positivity rate for Mpox is 0% and 67% for Varicella-Zoster Virus (VZV)</li> <li>80% of samples met the target overall turnaround time (time sample was collected from the States to the time when the result was shared with the States)</li> </ul>	<ul style="list-style-type: none"> <li>Continue to support effective sample management and transportation to the NRL from health facilities across the country</li> </ul>

## Notes on this report.

### Data Source

Information for this disease was case-based data retrieved from the National Mpox Emergency Operations Centre.

## Case definitions

### Suspected case

- An acute illness with fever  $>38.3^{\circ}\text{C}$ , intense headache, lymphadenopathy, back pain, myalgia, and intense asthenia followed one to three days later by a progressively developing rash often beginning on the face (most dense) and then spreading elsewhere on the body, including soles of feet and palms of the hand.

### Probable case

- A case that meets the clinical case definition is not laboratory-confirmed but has an epidemiological link to a confirmed case.

### Confirmed case.

- A clinically compatible case that is laboratory confirmed

*Contact*

- Any person who has been in direct or indirect contact with a confirmed case since the onset of symptoms, i.e., contact with skin lesions, oral secretions, urine, faeces, vomitus, blood, sexual contact, sharing a common space (anyone who has been in proximity with or without physical contact with a confirmed case)

*Calculations*

- Case Fatality Rate (CFR) for this disease is reported for confirmed cases only.