



COVID-19 SITUATION REPORT

WEEKLY EPIDEMIOLOGICAL REPORT 7

Epi Week 48: 23rd – 29th November 2020

DATA AS REPORTED AND ACCURATE BY NCDC AS AT MIDNIGHT 29TH NOVEMBER 2020

STATE OF THE NATION

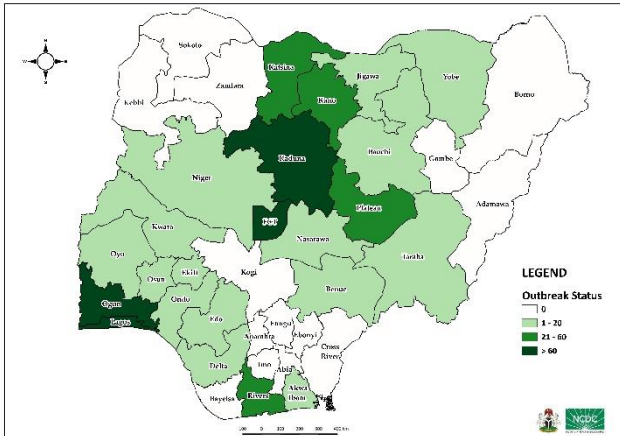


Fig 1. Distribution of cases (Epi Week 48 only)

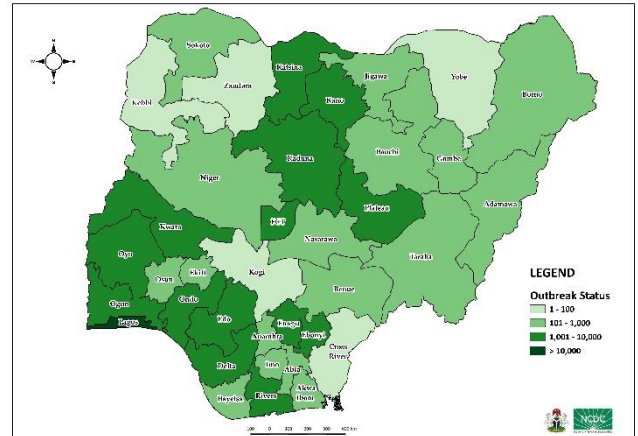


Fig 2. Distribution of cumulative cases

HIGHLIGHTS

- In Week 48, the number of new confirmed cases decreased to **1,029** from **1,235** in week 47. These were reported in **23** states (Tables 1 & 2).
- In Week 48, the number of discharged cases decreased to **979** from **1,003** in week 46. These were reported in **17** states (Tables 1 & 3).
- Cumulatively, since the outbreak began in Week **9**, there have been **1,173** deaths reported with a case fatality rate (CFR) of **1.8%** (Tables 1 & 4).
- The number of reported deaths in the last one week in states, including FCT is **6** (Tables 1 & 4).
- In Week 48, the number of in-bound international travellers at Nigerian airports was **11,381** compared with **10,923** in Week 47.
- In Week 48, the number of international travellers with a positive result after the 7th day of arrival was to **59** compared with **57** in week 47.
- In Africa, the count for confirmed COVID-19 cases is **2,163,284** with **51,708 deaths** resulting in a case fatality rate of **2.4%**
- Globally, the count for confirmed COVID-19 cases is **61,869,330** with **1,448,896 deaths** resulting in a case fatality rate of **2.3%**

GENERAL FACT SHEET – DATA AS AT 29th NOVEMBER 2020

Table 1: States with reported laboratory-confirmed COVID-19 cases, recoveries, deaths, samples tested and active cases

STATES	CONFIRMED		RECOVERIES		DEATHS		TESTING		ACTIVE CASES
	Total	Last Week	Total	Last Week	Total	Last Week	Total	Last Week	
Abia	926	0	908	0	9	0	9951	264	9
Adamawa	261	0	238	0	19	0	3009	156	4
Akwa Ibom	339	20	311	22	9	0	3777	43	19
Anambra	285	0	265	0	19	0	3089	305	1
Bauchi	770	17	726	6	14	0	10427	600	30
Bayelsa	445	0	382	0	21	0	4802	684	42
Benue	496	3	460	0	11	0	5290	599	25
Borno	745	0	705	0	36	0	14107	233	4
Cross River	90	0	78	0	9	0	1877	22	3
Delta	1,824	1	1,737	0	49	0	13520	44	38
Ebonyi	1,055	0	1,019	0	30	0	6364	26	6
Edo	2,696	2	2,573	9	112	1	19967	405	11
Ekiti	365	12	335	2	6	0	7417	153	24
Enugu	1,332	0	1,290	0	21	0	9254	171	21
FCT	6,770	272	6,009	60	83	1	92148	3602	678
Gombe	938	0	857	0	25	0	25488	387	56
Imo	662	0	613	0	12	0	10692	646	37
Jigawa	331	3	308	0	11	0	3037	21	12
Kaduna	3,064	169	2,826	122	47	0	31819	1469	191
Kano	1,795	22	1,705	15	54	0	57766	386	36
Katsina	1,030	23	983	35	24	0	24735	333	23
Kebbi	93	0	84	0	8	0	2109	1053	1
Kogi	5	0	3	0	2	0	370	18	0
Kwara	1,102	11	1,039	7	29	1	7578	165	34
Lagos	23,238	276	22,185	603	220	0	193734	4880	833
Nasarawa	493	8	325	0	13	0	7714	466	155
Niger	298	3	276	5	12	0	7885	1990	10
Ogun	2,223	70	2,029	14	33	2	30961	2666	161
Ondo	1,728	1	1,585	0	40	0	9824	24	103

STATES	CONFIRMED		RECOVERIES		DEATHS		TESTING		ACTIVE CASES
	Total	Last Week	Total	Last Week	Total	Last Week	Total	Last Week	
Osun	946	1	921	9	21	0	5854	38	4
Oyo	3,721	18	3,343	6	45	0	27711	662	333
Plateau	3,858	58	3,670	14	34	1	39426	1273	154
Rivers	2,985	29	2,823	37	59	0	67189	3334	103
Sokoto	165	0	148	0	17	0	9625	1630	0
Taraba	159	2	139	0	6	0	3959	1152	14
Yobe	100	8	84	13	8	0	3148	1117	8
Zamfara	79	0	73	0	5	0	1145	7	1
Total	67,412	1,029	63,055	979	1,173	6	776,768	31,024	3,184

RETURNING PASSENGERS TESTS

Over the last week, the following laboratories carried out COVID-19 tests for returning passengers:

54Gene (Lagos):	5
54Gene (FCT):	223
MEDICAID (FCT):	98
CEDARCREST (FCT):	52
DNA Labs (FCT):	84
EVERIGHT DIAGNOSTICS (IMO)	42
EVERIGHT DIAGNOSTICS (ABUJA)	25
TOTAL TESTS:	529

BACKLOG OF REPORTED TESTS

TOTAL TESTS: 0

Laboratories without reports on number of samples tested this week

IOM (FCT); Delta Mobile (Lab, Delta State); FMC Owo (Ondo State); NVRI (Plateau State); UNIOSUN (Osun State), LAWRENCE HENSHAW (CROSS RIVER), SSH (KOGI), CPHL (LAGOS), SSH Amachara (Abia State) Lily Hosp Mol Lab (FCT), EHA (FCT).

DAILY CONFIRMED CASES – DATA AS AT 29th NOVEMBER 2020

Table 2: States with reported laboratory-confirmed COVID-19 cases daily over the last week

CONFIRMED CASES	WEEK 48	23 rd November	24 th November	25 th November	26 th November	27 th November	28 th November	29 th November
	TOTAL	Monday	Tuesday	Wednesday	Thursday	Friday	Saturday	Sunday
Abia	0	0	0	0	0	0	0	0
Adamawa	0	0	0	0	0	0	0	0
Akwa Ibom	20	0	0	20	0	0	0	0
Anambra	0	0	0	0	0	0	0	0
Bauchi	17	0	0	9	3	5	0	0
Bayelsa	0	0	0	0	0	0	0	0
Benue	3	0	0	3	0	0	0	0
Borno	0	0	0	0	0	0	0	0
Cross River	0	0	0	0	0	0	0	0
Delta	1	0	0	0	1	0	0	0
Ebonyi	0	0	0	0	0	0	0	0
Edo	2	0	1	1	0	0	0	0
Ekiti	12	1	0	0	3	2	6	0
Enugu	0	0	0	0	0	0	0	0
FCT	272	17	61	53	42	73	23	3
Gombe	0	0	0	0	0	0	0	0
Imo	0	0	0	0	0	0	0	0
Jigawa	3	0	0	3	0	0	0	0
Kaduna	169	18	27	5	74	25	20	0
Kano	22	3	1	4	8	2	3	1
Katsina	23	0	5	0	2	0	11	5
Kebbi	0	0	0	0	0	0	0	0
Kogi	0	0	0	0	0	0	0	0
Kwara	11	2	2	1	0	0	0	6
Lagos	276	6	50	48	17	81	26	48
Nasarawa	8	0	0	3	0	0	3	2
Niger	3	1	0	0	0	0	2	0

CONFIRMED CASES	WEEK 48	23 rd November	24 th November	25 th November	26 th November	27 th November	28 th November	29 th November
	TOTAL	Monday	Tuesday	Wednesday	Thursday	Friday	Saturday	Sunday
Ogun	70	0	3	40	6	13	7	1
Ondo	1	0	0	0	1	0	0	0
Osun	1	0	0	0	0	0	0	1
Oyo	18	0	12	0	6	0	0	0
Plateau	58	5	0	8	0	39	5	1
Rivers	29	1	6	0	6	4	4	8
Sokoto	0	0	0	0	0	0	0	0
Taraba	2	0	0	0	0	2	0	0
Yobe	8	2	0	0	0	0	0	6
Zamfara	0	0	0	0	0	0	0	0
Total	1,029	56	168	198	169	246	110	82

DAILY RECOVERIES – DATA AS AT 29th NOVEMBER 2020

Table 3: States with reported case management confirmed COVID-19 recoveries daily over the last week

CONFIRMED RECOVERIES	WEEK 48	23 rd November	24 th November	25 th November	26 th November	27 th November	28 th November	29 th November
	TOTAL	Monday	Tuesday	Wednesday	Thursday	Friday	Saturday	Sunday
Abia	0	0	0	0	0	0	0	0
Adamawa	0	0	0	0	0	0	0	0
Akwa Ibom	22	0	0	22	0	0	0	0
Anambra	0	0	0	0	0	0	0	0
Bauchi	6	0	0	6	0	0	0	0
Bayelsa	0	0	0	0	0	0	0	0
Benue	0	0	0	0	0	0	0	0
Borno	0	0	0	0	0	0	0	0
Cross River	0	0	0	0	0	0	0	0
Delta	0	0	0	0	0	0	0	0
Ebonyi	0	0	0	0	0	0	0	0
Edo	9	0	0	5	1	0	0	3
Ekiti	2	0	0	0	0	1	1	0
Enugu	0	0	0	0	0	0	0	0
FCT	60	7	13	26	4	2	6	2
Gombe	0	0	0	0	0	0	0	0
Imo	0	0	0	0	0	0	0	0
Jigawa	0	0	0	0	0	0	0	0
Kaduna	122	14	1	6	6	18	40	37
Kano	15	4	0	5	0	0	2	4
Katsina	35	0	0	0	0	0	3	32
Kebbi	0	0	0	0	0	0	0	0
Kogi	0	0	0	0	0	0	0	0
Kwara	7	7	0	0	0	0	0	0
Lagos	603	109	50	93	74	71	70	136
Nasarawa	0	0	0	0	0	0	0	0
Niger	5	5	0	0	0	0	0	0
Ogun	14	0	0	5	0	5	0	4
Ondo	0	0	0	0	0	0	0	0
Osun	9	5	0	0	0	2	0	2

CONFIRMED RECOVERIES	WEEK 48	23 rd November	24 th November	25 th November	26 th November	27 th November	28 th November	29 th November
	TOTAL	Monday	Tuesday	Wednesday	Thursday	Friday	Saturday	Sunday
Oyo	6	0	0	0	6	0	0	0
Plateau	14	0	0	14	0	0	0	0
Rivers	37	11	6	0	1	2	11	6
Sokoto	0	0	0	0	0	0	0	0
Taraba	0	0	0	0	0	0	0	0
Yobe	13	3	0	0	0	0	0	10
Zamfara	0	0	0	0	0	0	0	0
Total	979	165	70	182	92	101	133	236

errata

FCT – (2 new discharges)

DAILY FATALITIES – DATA AS AT 29th NOVEMBER 2020

Table 4: States with reported COVID-19 fatalities daily over the last week

CONFIRMED FATALITIES	WEEK 48	23 rd November	24 th November	25 th November	26 th November	27 th November	28 th November	29 th November
	TOTAL	Monday	Tuesday	Wednesday	Thursday	Friday	Saturday	Sunday
Abia	0	0	0	0	0	0	0	0
Adamawa	0	0	0	0	0	0	0	0
Akwa Ibom	0	0	0	0	0	0	0	0
Anambra	0	0	0	0	0	0	0	0
Bauchi	0	0	0	0	0	0	0	0
Bayelsa	0	0	0	0	0	0	0	0
Benue	0	0	0	0	0	0	0	0
Borno	0	0	0	0	0	0	0	0
Cross River	0	0	0	0	0	0	0	0
Delta	0	0	0	0	0	0	0	0
Ebonyi	0	0	0	0	0	0	0	0
Edo	1	0	0	0	0	0	0	1
Ekiti	0	0	0	0	0	0	0	0
Enugu	0	0	0	0	0	0	0	0
FCT	1	1	0	0	0	0	0	0
Gombe	0	0	0	0	0	0	0	0
Imo	0	0	0	0	0	0	0	0
Jigawa	0	0	0	0	0	0	0	0
Kaduna	0	0	0	0	0	0	0	0
Kano	0	0	0	0	0	0	0	0
Katsina	0	0	0	0	0	0	0	0
Kebbi	0	0	0	0	0	0	0	0
Kogi	0	0	0	0	0	0	0	0
Kwara	1	0	0	0	0	0	0	1
Lagos	0	0	0	0	0	0	0	0
Nasarawa	0	0	0	0	0	0	0	0
Niger	0	0	0	0	0	0	0	0
Ogun	2	0	0	0	0	2	0	0
Ondo	0	0	0	0	0	0	0	0

CONFIRMED FATALITIES	WEEK 48	23 rd November	24 th November	25 th November	26 th November	27 th November	28 th November	29 th November
	TOTAL	Monday	Tuesday	Wednesday	Thursday	Friday	Saturday	Sunday
Osun	0	0	0	0	0	0	0	0
Oyo	0	0	0	0	0	0	0	0
Plateau	1	0	1	0	0	0	0	0
Rivers	0	0	0	0	0	0	0	0
Sokoto	0	0	0	0	0	0	0	0
Taraba	0	0	0	0	0	0	0	0
Yobe	0	0	0	0	0	0	0	0
Zamfara	0	0	0	0	0	0	0	0
Total	6	1	1	0	0	2	0	2

DAILY EPICURVE

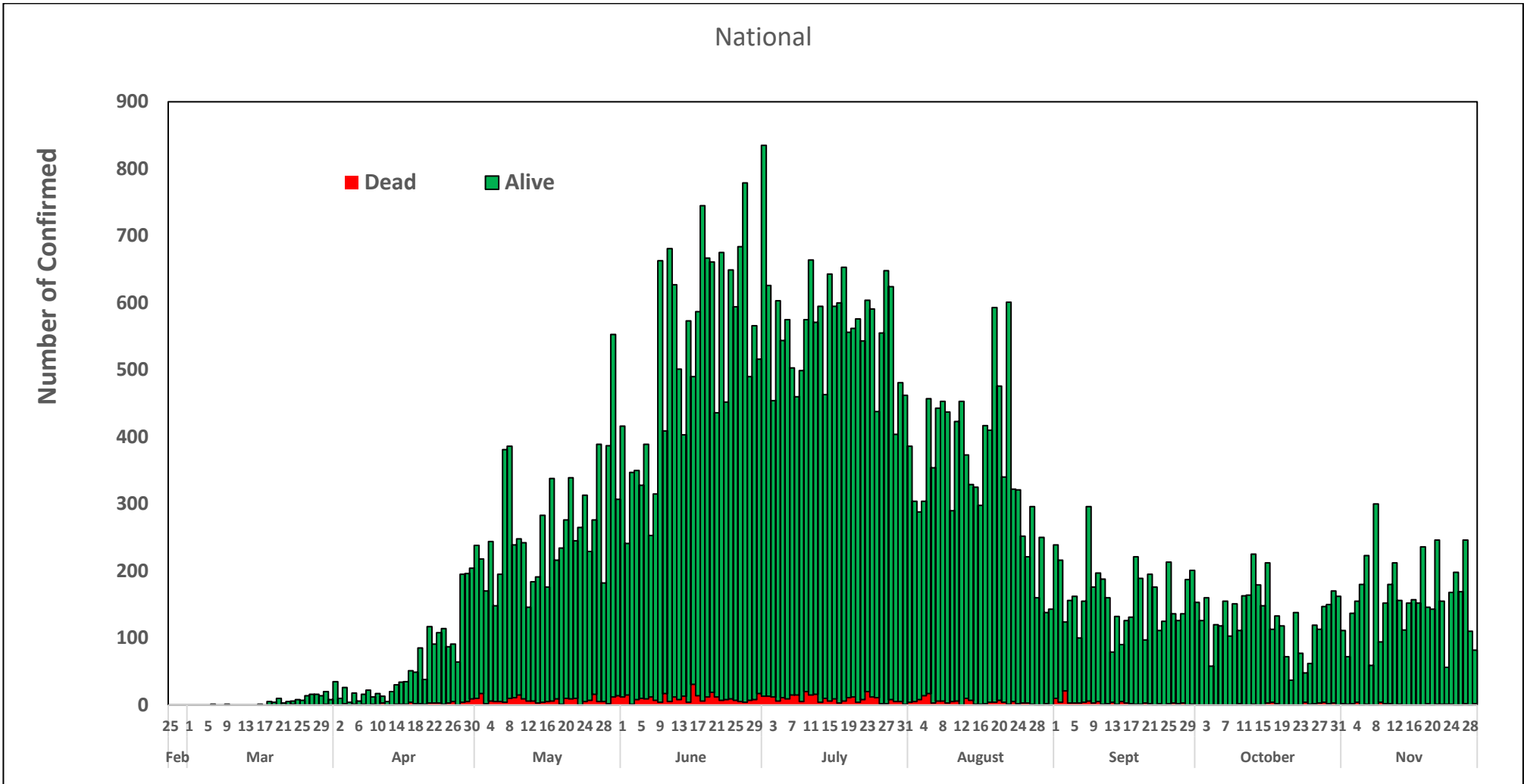


Figure 3: Daily epidemic curve of confirmed cases as reported per day

SELECTED CHARTS

AGE-GENDER BREAKDOWN



Figure 4: Chart with age and gender breakdown of cases and deaths (Wk 9 – 48)

IN FOCUS: Antimicrobial awareness amidst the COVID-19 pandemic

The slogan "Antimicrobials: handle with care" and "United to preserve antimicrobials" is this year's National Antimicrobial Awareness Week (NAAW) in commemoration of the World Antimicrobial Awareness Week (WAAW). NCDC in collaboration with Ministries, Departments and Agencies in the animal and human health sectors with support from development partners carried out several activities, with the goal to raise awareness on the global threat of Antimicrobial Resistance (AMR) and promote responsible Antimicrobial Usage (AMU) amongst healthcare professionals in the animal, human and environment sectors as well as the public.

Activities included webinar on operationalising One Health interventions for antimicrobial stewardship in Nigeria, participation at the international webinar on AMR awareness organised by Shoolini University, India, virtual engagement with livestock farmers, interactive discussion with Honourable Commissioners of Health, Agriculture and Environment. In addition, we held step-down training by the Fleming Fund Fellows on AMR/U surveillance, interactive discussions with State Epidemiologists, State Veterinary epidemiology officers and State environment officers, virtual meeting to establish community of practise for AMR, training of journalists on AMR and a public webinar on saving antimicrobials for children – preventing AMR.

While efforts are ongoing to develop vaccine for COVID-19 see *Focus in Epiweek 47 SitRep* and in addition to the burden of the diseases themselves and their complications, antibiotic use can be expected to increase. This adds to the burden of antibiotic resistance, because severe acute respiratory syndrome coronavirus 2 (SARS-CoV-2) as well as other viral infections are treated with antibiotics for a multitude of reasons, from antibiotics being perceived as universal anti-fever drugs, lack of access to healthcare and diagnostics for targeted and well-informed treatment or prophylaxis for possible secondary bacterial infections.

There are concerns about the role of secondary infections and the development of AMR in patients with COVID-19. However, emerging evidence indicates that antibiotic resistance may worsen COVID-19 outcomes and there is need to continue monitoring of this trend. The latest update of [WHO's interim guidance](#) and [National interim guideline](#) on the clinical management of COVID-19 incorporates antibiotic stewardship principles with specific recommendations. The guidance does not recommend antibiotic therapy or prophylaxis for patients with mild or moderate COVID-19 unless signs and symptoms of a bacterial infection exist. The use of empiric antibiotic treatment for patients with suspected or confirmed severe COVID-19, based on clinical judgement considering patient host factors and local epidemiology, along with daily assessments for de-escalation, is recommended.

The slogan "Antimicrobials: handle with care" and "United to preserve antimicrobials" is this year's National Antimicrobial Awareness Week (NAAW) in commemoration of the World Antimicrobial Awareness Week (WAAW). NCDC in collaboration with Ministries, Departments and Agencies in the animal and human health sectors with support from development partners carried out several activities, with the goal to raise awareness on the global threat of Antimicrobial Resistance (AMR) and promote responsible Antimicrobial Usage (AMU) amongst healthcare professionals in the animal, human and environment sectors as well as the public.

Activities included webinar on operationalising One Health interventions for antimicrobial stewardship in Nigeria, participation at the international webinar on AMR awareness organised by Shoolini University, India, virtual engagement with livestock farmers, interactive discussion with Honourable Commissioners of Health, Agriculture and Environment. In addition, we held step-down training by the Fleming Fund Fellows on AMR/U surveillance, interactive discussions with State Epidemiologists, State Veterinary epidemiology officers and State environment officers, virtual meeting to establish community of practise for AMR, training of journalists on AMR and a public webinar on saving antimicrobials for children – preventing AMR.

While efforts are ongoing to develop vaccine for COVID-19 see *Focus in Epiweek 47 SitRep* and in addition to the burden of the diseases themselves and their complications, antibiotic use can be expected to increase. This adds to the burden of antibiotic resistance, because severe acute respiratory syndrome coronavirus 2 (SARS-CoV-2) as well as other viral infections are treated with antibiotics for a multitude of reasons, from antibiotics being perceived as universal anti-fever drugs, lack of access to healthcare and diagnostics for targeted and well-informed treatment or prophylaxis for possible secondary bacterial infections.

There are concerns about the role of secondary infections and the development of AMR in patients with COVID-19. However, emerging evidence indicates that antibiotic resistance may worsen COVID-19 outcomes and there is need to continue monitoring of this trend. The latest update of [WHO's interim guidance](#) and [National interim guideline](#) on the clinical management of COVID-19 incorporates antibiotic stewardship principles with specific recommendations. The guidance does not recommend antibiotic therapy or prophylaxis for patients with mild or moderate COVID-19 unless signs and symptoms of a bacterial infection exist. The use of empiric antibiotic treatment for patients with suspected or confirmed severe COVID-19, based on clinical judgement considering patient host factors and local epidemiology, along with daily assessments for de-escalation, is recommended.

RESPONSE

On 28th February 2020, a multi-sectoral Emergency Operations Centre (EOC) was activated at Level 3 – the highest emergency level in Nigeria –led by NCDC in close coordination with the State Public Health EOCs (PHEOC) and through the deployment of **43** RRTs to states.

- **Conducting active case search in hotspot LGAs supported by partners**
- **Conducted online training on infection prevention and control (IPC) for Adamawa State community health workers**
- **Trained health workers on infection prevention and control (IPC) across 31 secondary health care facilities in Kaduna State supported by partners**
- **Provided support during the step-down IPC training of 672 community healthcare workers in Taraba State**
- **Developing dashboard for visualisation of supply chain for Personal Protective Equipment (PPE) and response commodities**
- **Deployed PPE to Gene Xpert laboratories in Jos University Teaching Hospital, Plateau State and Delta Mobile Laboratory Asaba, Delta State**
- **Supporting states to conduct Risk Communication needs assessment to guide review of plan for increasing testing demand and protocol compliance to prevent second wave of COVID-19 in Nigeria**
- Ongoing onsite support on screening, triaging and sample collection of NYSC corps members and officials
- Deployed response materials and commodities to Delta, Niger, Kogi and Enugu States
- Ongoing monthly distribution of response materials and commodities to states
- Commenced the deployment of additional 39 community volunteers in each state to strengthen ongoing response to COVID-19
- Conducted media appearance on Human Rights Radio, WAZOBIA, Kano Radio and FM Enugu
- Disseminated the bi-weekly key messages to states, stakeholders, and partners

PREPAREDNESS

Since the confirmation of the first case on 27th February 2020, the NCDC has released advisories and statements to help Nigerians and affected groups in particular to respond to the pandemic

- NCDC recently launched the [COVID-19 blog](#) for telling the stories of Nigeria's response to the COVID-19 pandemic.
- NCDC published guidelines on 2020 National Youth Service Corps (NYSC) Orientation Camp activities in conjunction with PTF and NYSC: [Guidelines on 2020 National Youth Service Corps \(NYSC\) Orientation Camp activities](#)
- NCDC published guidance on the use of antigen RDTs: [Guidance on the use of Antigen Rapid Diagnostic Kits for diagnosis of SARS-CoV-2 infection in Nigeria](#)
- NCDC published guidance on safe school re-opening: [Public Health guidance for Safe School re-opening in Nigeria](#)
- NCDC published second interim guidance – Infection Prevention and Control: [Recommendations during health care provision for suspected and confirmed cases of COVID-19](#)
- NCDC recently published the first edition of a quick reference guide on setting up sample collection centre - [A step by step guide on setting up a sample collection centre](#)
- NCDC has launched an online course on [Infection, Prevention and Control \(IPC\) for COVID-19](#) NCDC eLearning platform
- Ahead of forthcoming elections in the country, NCDC has issued [Guidelines for Conducting Elections During the COVID-19 Outbreak in Nigeria](#).
- To protect our elders, and those with pre-existing medical conditions, NCDC has issued an [Advisory for Vulnerable Groups](#).
- NCDC has released [guidelines on the re-opening of places for worship](#).
- NCDC has released [Strategies to Improve Surveillance for COVID-19 Guidance for States](#)
- The Nigeria Police Force has released COVID-19 operational guidelines for the [Police and other Law Enforcement Agencies](#) in Nigeria
- Guidelines have been issued for the [safe transportation of remains of persons suspected or confirmed to have died of COVID-19](#)
- Information on diagnostics of the COVID-19 virus can be found in our [detailed FAQ document](#).
- To increase our testing capacity, NCDC has issued guidelines for the [integration of private labs](#).
- Guidelines for [businesses and employers](#) have been updated.
- NCDC has updated its [case definition](#) , [community case definition](#) and [case management guide](#).
- NCDC releases periodic [public health advisories](#) to Nigerians on the COVID-19 disease.
- To adhere to post-lockdown measures, NCDC has released an [advisory on the use of face masks](#), as well as information on the [Use of Cloth face masks](#) and [how to make your cloth face masks](#).
- NCDC has released guidelines for the [management of pregnant women and nursing mothers](#) during the pandemic.
- To address burials of loved ones who die from COVID-19, guidelines have been issued to advise on the [management of dead bodies](#).
- For health centres managing cases, the following documents have been released- a guideline for the [Rational Use of Personal Protective Equipment in the care of COVID-19 cases](#).
- As part of plans to increase the testing capacity of the country, the NCDC published a [National Strategy to Scale Up Access to Coronavirus Disease Testing in Nigeria](#) document.
- The Presidential Task Force has published policies and announcements on COVID-19 [available on the website of the Presidency](#) – including presidential addresses, task force updates and information on livelihood and economic support.

INFORMATION RESOURCES

- Nigeria Centre for Disease Control: www.covid19.ncdc.gov.ng | www.ncdc.gov.ng
- Nigerian Presidency Website on COVID-19: www.statehouse.gov.ng/COVID19
- Africa CDC: www.africa.cdc.org | <https://africacdc.org/covid-19/> (**source for Africa updates**)
- WHO Coronavirus Disease (COVID-19) Dashboard (**source for global updates**)
<https://covid19.who.int/>